

Board of Trustees

Finance, Audit, and Human Resources Committee Meeting

March 7, 2017

5:30 p.m.

**Ann Richards Administration Building,
Board Room-Pecan Campus-McAllen, TX**



**SOUTH TEXAS
COLLEGE**

South Texas College
Board of Trustees
Finance, Audit, and Human Resources Committee
Ann Richards Administration Building Board Room
Pecan Campus
Tuesday, March 7, 2017
@ 5:30 p.m.
McAllen, Texas

“At anytime during the course of this meeting, the Board of Trustees may retire to Executive Session under Texas Government Code 551.071(2) to confer with its legal counsel on any subject matter on this agenda in which the duty of the attorney to the Board of Trustees under the Texas Disciplinary Rules of Professional Conduct of the State Bar of Texas clearly conflicts with Chapter 551 of the Texas Government Code. Further, at anytime during the course of this meeting, the Board of Trustees may retire to Executive Session to deliberate on any subject slated for discussion at this meeting, as may be permitted under one or more of the exceptions to the Open Meetings Act set forth in Title 5, Subtitle A, Chapter 551, Subchapter D of the Texas Government Code.”

I. Approval of February 14, 2017 Finance, Audit, and Human Resources Committee Minutes.....	1-6
II. Discussion and Action as Necessary on Hidalgo County Tax Resale Properties and Resolution Authorizing Tax Resale	7-14
III. Review and Recommend Action on Award of Proposals and Purchases.....	15-77
IV. Review and Discussion of State Appropriations for FY 2017 - 2018 and FY 2018 - 2019 Biennium	78-82
V. Review and Discussion of the Texas Higher Education Coordinating Board Report on the Fiscal Year 2016 Financial Condition Analysis of Texas Public Community College Districts	83-109
VI. Discussion of Texas Comptroller of Public Account’s Transparency Stars Program Awards	110-116
VII. Review and Discussion of Internal Audit Reports in the Areas of Mileage Reimbursement and Employment Eligibility Verification Form I-9.....	117-127
VIII. Review and Discussion of Audit Plan Status and Other Office of Internal Audit Activities	128-129
IX. Review and Discussion of Position Vacancy Report for FY 2016 – 2017	130-145

**Approval of February 14, 2017 Finance, Audit, and Human Resources
Committee Minutes**

The Minutes for the Finance, Audit, and Human Resources Committee Meeting of February 14, 2017 are presented for Committee approval.

**South Texas College
Board of Trustees
Finance, Audit, and Human Resources Committee
Ann Richards Administration Building Board Room
Pecan Campus, McAllen, Texas
Tuesday, February 14, 2017 @ 5:30 p.m.**

Minutes

The Finance, Audit, and Human Resources Committee Meeting was held on Tuesday, February 14, 2017 in the Ann Richards Administration Building Board Room at the Pecan Campus in McAllen, Texas. The meeting commenced at 6:15 p.m. with Mr. Roy de León presiding.

Members present: Dr. Alejo Salinas, Jr. and Mr. Roy de León

Other Trustees Present: Mr. Gary Gurwitz

Members absent: Mr. Paul R. Rodriguez and Ms. Rose Benavidez

Also present: Dr. Shirley A. Reed, Mrs. Mary Elizondo, Dr. David Plummer, Mr. Matthew Hebbard, Mr. Fernando Lamas, Mr. Frank Gutierrez, Ms. Myriam Lopez, Mrs. Brenda Jo Balderaz, Mr. Khalil Abdullah, Mr. Cody Gregg, Mr. Lucio Gonzalez, and Mr. Andrew Fish

**Approval of January 17, 2017 Finance, Audit, and Human Resources
Committee Minutes**

Upon a motion by Dr. Alejo Salinas, Jr. and a second by Mr. Roy de León, the Minutes for the Finance, Audit, and Human Resources Committee Meeting of January 17, 2017 were approved as written. The motion carried.

Review and Recommend Action on Purchases and Renewals

Upon a motion by Dr. Alejo Salinas, Jr. and a second by Mr. Roy de León, the Finance, Audit, and Human Resources Committee recommended Board approval of the purchases and renewals as listed below:

A. Non- Instructional Items

B. Technology Items

A. Non – Instructional Items

- 1) **Furniture (Purchase):** purchase furniture from the E&I Institutional Cooperative (E&I), National Intergovernmental Purchasing Alliance (NIPA/TCPN), National Joint Powers Alliance (NJPA), State of Texas Multiple Award Schedule (TXMAS), and The Interlocal Purchasing System (TIPS) approved vendors, at a total amount of \$128,844.05;

#	Vendor	Amount
A	Agati Furniture/Gateway Printing and Office Supply, Inc. (Edinburg, TX)	\$34,291.29
B	American Seating/Gateway Printing and Office Supply, Inc. (Edinburg, TX)	\$2,789.28
C	Connectrac/Workplace Resources (McAllen, TX)	\$6,242.80
D	EKO/Gateway Printing and Office Supply, Inc. (Edinburg, TX)	\$44,997.60
E	Exemplis Corporation/Gateway Printing and Office Supply, Inc. (Edinburg, TX)	\$2,307.70
F	The Hon Company/Gateway Printing and Office Supply, Inc. (Edinburg, TX)	\$1,791.56
G	Watson/Workplace Resources (McAllen, TX)	\$36,423.82
	Total	\$128,844.05

- 2) **Building Moving Services (Renewal):** renew the contract for building moving services with **Zuniga’s House Movers, LLC.** (San Juan, TX), for the period beginning May 1, 2017 through April 30, 2018, at an estimated amount of \$75,000.00;
- 3) **Engineering Services – Geotechnical and Materials Testing – Bond (Renewal):** renew the engineering services – geotechnical and materials testing contracts for the 2013 Bond Construction Program with a period beginning April 29, 2017 through April 28, 2018. Fees for these services could range from \$5,000 to \$45,000 depending on the scope and complexity of each construction project and testing needed. The vendors are as follows:

a.	Pecan Campus	Terracon Consultants, Inc. (Pharr, TX)
b.	Nursing & Allied Health Campus and Technology Campus	Millennium Engineers Group, Inc. (Edinburg, TX)
c.	Mid Valley Campus and Regional Center for Public Safety Excellence	Raba Kistner Consultants, Inc. (McAllen, TX)
d.	Starr County Campus and La Joya Teaching Site	Raba Kistner Consultants, Inc. (McAllen, TX)

B. Technology

- 4) **Network Devices and IP Phones (Purchase):** purchase network devices and IP phones from **Insight Public Sector** (Tempe, AZ/McAllen, TX), a State of Texas Department of Information Resources (DIR) approved vendor, at a total amount of \$1,226,277.15.

Recommend Action - The total for all purchases and renewals was \$1,226,277.15.

The motion carried.

The Finance, Audit, and Human Resources Committee postponed the following two scheduled presentations until a later date. No action was requested for either:

- 1. Review and Discussion of the Texas Higher Education Coordinating Board Report on the Fiscal Year 2016 Financial Condition Analysis of Texas Public Community College Districts**
- 2. Review and Discussion of State Appropriations for 2018 - 2019 Biennium**

Review and Discussion of Accountability, Risk, and Compliance Department

Frank Jason Gutierrez, Director of Accountability, Risk, and Compliance presented on the Accountability, Risk, and Compliance Department.

Purpose – At the request of the Office of The President and the Office of the Vice President for Finance and Administrative Services, the Director for Accountability, Risk, and Compliance provided a presentation on the services and core functions of the Accountability, Risk, and Compliance Department.

Background – The Accountability, Risk, and Compliance Department was established September 1, 2016. The department was dedicated to supporting South Texas College through services and initiatives aimed at facilitating process improvement, accountability, risk mitigation and prevention, compliance, and reinforcing a culture of integrity.

A Power Point Presentation was prepared to share with the Finance, Human Resources, and Audit Committee an overview of the services and functions the department provides to South Texas College. The presentation detailed the essential roles of the individual departments and highlighted previous and upcoming initiatives and projects.

Enclosed Documents – The Accountability, Risk, and Compliance Department Power Point Presentation was included in the packet for the Committee's information and review.

The Committee expressed their support for the College's development and implementation of a Accountability, Risk, and Compliance department. Administration commended Mr. Gutierrez and his team on their work, which set South Texas College at the forefront of community colleges engaged in institutional efforts to promote accountability, risk management, and compliance initiatives.

No action was required from the Committee. This item was presented for information.

Review and Discussion of Position Vacancy Report for FY 2016 - 2017

The updated Staffing Plan Position Vacancy Report for FY 2016 - 2017 was provided in the packet for the Committee's information and review. Information was current as of February 9, 2017.

Dr. Shirley A. Reed, President, and Mrs. Mary Elizondo, Vice President for Finance and Administrative Services, were available to respond to questions from the Committee.

The presentation of the data was modified to detail the status of each position.

1) Vacancies at Beginning of Fiscal Year 2016 - 2017

(EXHIBIT A - VACANT POSITIONS - NEW)

EXHIBIT B - VACANT POSITIONS - CONTINUING)

- Fiscal Year 2016 - 2017 started with 143 vacant Full Time Regular positions from the previous fiscal year, and the Board approved one hundred and sixty five (165) additional new positions for a total of 308 vacant Full Time Regular positions.
- The one hundred and fifty-two (152) Bond Construction Program related positions will be filled as needed in alignment with the building construction timeline.

2) Positions Filled during Fiscal Year 2016 - 2017

(EXHIBIT C - HIRED)

- Eighty nine (89) Full Time, Regular positions have been filled as of February 9, 2017.
- Eleven (11) Full Time, Regular positions have been filled since the last vacancy report provided as of January 12, 2017.

3) Position Turnover during Fiscal Year 2016 - 2017

(EXHIBIT D - RESIGNATIONS)

- There have been thirty (30) resignations, terminations, and/or retirement notices submitted for Full Time, Regular positions as of February 9, 2017.
- There have been four (4) resignations, terminations, and/or retirement notices submitted since the last vacancy report provided as of January 12, 2017.

Vacancies, Filled Positions, and Resignations FY 2016 - 2017					
	FY15 - 16 Vacant Positions	New Positions for FY 2016 - 2017			Total
		Non- Bond	Bond	Total	
Vacancies as of September 1, 2016	143	13	152	165	308
Filled as of February 9, 2017	79	5	5	10	89
Total	64	8	147	155	219
Resignations as of February 9, 2017	30	0	0	0	30
Vacancies Balance as of Feb. 9, 2017	94	8	147	155	249

Further details can be found in the Position Vacancy Report on the following pages.

The Position Vacancy Report for Fiscal Year 2016 - 2017 and Positions Filled and Vacated Report were presented for information and review by the Committee. No action was required from the Committee.

Adjournment

There being no further business to discuss, the Finance, Audit, and Human Resources Committee Meeting of the South Texas College Board of Trustees adjourned at 6:37 p.m.

I certify that the foregoing are the true and correct Minutes of the February 14, 2017 Finance, Audit, and Human Resources Committee Meeting of the South Texas College Board of Trustees.

Mr. Paul R. Rodriguez
Chair

**Discussion and Action as Necessary on Hidalgo County Tax Resale Properties
and Resolution Authorizing Tax Resale**

Approval of the Hidalgo County Tax Resale Properties and the Resolution Authorizing the Tax Resale will be requested at the March 28, 2017, Board meeting.

Purpose – The law offices of Linebarger Goggan Blair & Sampson, LLP is requesting consideration and possible action on the tax resale of forty-four (44) properties.

Justification – The Texas Property Tax Code requires approval from all taxing entities for the resale of a property for an amount that is less than the appraised value on a resale auction.

Background - On February 7, 2017, Linebarger Goggan Blair & Sampson, LLP held a Tax Resale Auction at the Hidalgo County Clerk Records Management Facility for struck off properties located within Hidalgo County. Out of the forty-seven (47) properties, three (3) properties were denied by other taxing authorities. They are requesting Board approval on forty-four (44) properties. The tax resale auction was published in The Monitor and several other newspapers throughout Hidalgo County.

Linebarger Goggan Blair & Sampson, LLP is submitting for the Board of Trustees' consideration the analysis of the bids received. The total amount the College will receive is \$27,090.26.

Enclosed Documents - The Resolution Authorizing the Tax Resale follows in the packet for the Committee's review. A listing of the bids, the legal description for each property, as well as the amount of the bid, the South Texas College amount, and the Analysis of Bids Received are included under separate cover for your information and review.

A representative from Linebarger Goggan Blair & Sampson, LLP will be present at the meeting to address any questions by the committee.

It is requested that the Finance and Human Resources Committee recommend for Board approval at the March 28, 2017, Board meeting, the Hidalgo County Tax Resale Bids and the Resolution Authorizing the Tax Resale to Linebarger Goggan Blair & Sampson, LLP as presented.

SOUTH TEXAS COLLEGE

RESOLUTION NO. _____

On the 28th day of March 2017, at the regularly scheduled meeting of the South Texas College School Board, a motion was duly made and seconded to resell the property described on the attached list, which was acquired by the School through previous tax foreclosure proceedings. The property was sold in accordance with Texas Tax Code Ann. §34.05.

Discussion was then conducted, and upon completion of the same the South Texas College School Board President called for a vote on the motion, and the same was passed by majority. Now therefore:

BE IT RESOLVED that the South Texas College School Board approved the bid received on the property described in the attached list and authorizes the South Texas College School Board President to execute the tax resale deed conveying the approved property.

SIGNED on this _____ day of March, 2017.

Dr. Alejo Salinas, Jr.
Board Chair
South Texas College

ATTEST:

Board Secretary

LINEBARGER GOGGAN BLAIR & SAMPSON, LLP
February 7, 2017 TAX RESALE LIST
SOUTH TEXAS COLLEGE

SUIT NUMBER	LEGAL DESCRIPTION	ACCOUNT NUMBER	OPENING BID	AMOUNT OF BID	AMOUNT FOR DISTRICT
T-568-06-A 1	Unit 9, Building "G", Dunlyn Estates, a condominium regime in Hidalgo County, Texas.	D8511-00-00G-0009-00	\$86,570.00	\$69,000.00	\$1,371.49
T-306-09-B 2	The South 1/2 of Lot 72 and all of Lot 73, Northside Village Mobile Home Subdivision, Phase II, a subdivision in Hidalgo County, Texas.	N7850-00-000-0072-00	\$48,757.00	\$15,000.00	2,917.00
T-0155-13-E 3	Lot 5, Block 6, Loma Linda Subdivision, an addition to the City of Pharr, Hidalgo County, Texas.	L5250-00-006-0005-00	\$12,260.00	\$7,000.00	\$190.43
T-0454-13-B 4	Lot 4 and the West 1/2 of Lot 5, Block 65, Original Townsite to the City of Alamo, Hidalgo County, Texas.	A2100-00-065-0004-00	\$103,760.00	\$5,000.00	\$80.19
T-0007-14-E 5	Lot 1, Block 2, Helmer Subdivision, an addition to the City of Pharr, Hidalgo County, Texas.	H2000-00-002-0001-00	\$58,895.00	\$13,900.00	\$634.63
T-2535-14-B 6	All of Lot Fourteen (14), Tierra Del Norte Subdivision, Hidalgo County Texas.	T4780-00-000-0014-00	\$11,590.00	\$11,100.00	\$487.53
T-0606-15-H 7	North 50 feet of the South 100 feet of the East 140 feet of Lot 4, Block D, Kelly-Pharr Lettered Blocks, acreage tract, in the City of Pharr, Hidalgo County, Texas.	K2100-00-00D-0004-02	\$7,255.00	\$13,500.00	\$1,652.64
T-0805-15-H 8	0.242 acre, more or less, out of the East 2.00 acres of the East 1/2 of the North 1/2 of Lot 4, Block 36, Alamo Land and Sugar Company Subdivision, a subdivision in Hidalgo County, Texas	A1800-00-036-0004-10	\$7,850.00	\$4,500.00	\$124.08

T-446-08-D 9	5.00 ACRES, MORE OR LESS, OUT OF LOTS 9 AND 10, SECTION 2, HIDALGO CANAL COMPANY SUBDIVISION, HIDALGO COUNTY, TEXAS. (LANDLOCKED)	H2550-01-002-0009-05	\$39,260.00	\$1,500.00	\$5.24
T-358-11-B 10	12.164 acres, more or less, being out of Lot 361, Kelly-Pharr Subdivision, a subdivision in Hidalgo County, Texas.(LANDLOCKED)	K2400-00-000-0361-05	\$23,450.00	\$5,000.00	\$164.10
T-0214-12-H 11	All of Lot 12, Las Brisas Del Sur Subdivision, Hidalgo County, Texas	L3140-00-000-0012-00	\$22,070.00	\$12,500.00	\$530.60
T-0734-14-G 12	The East 75 feet of a 2.95 acre tract out of Lot 5, of Tejon Land & Water Company Subdivision, Hidalgo County, Texas	T1400-00-001-0005-19	\$58,920.00	\$30,000.00	\$1,669.05
T-1559-08-I 13	Lot 7 which is 0.14 acre of land out of that certain 1.8 acres of abandoned canal right of way lying immediately West of Lot 172, John H. Shary Subdivision of Porciones 58, 59 and 60, Hidalgo County, Texas,	S2950-00-000-0172-51	\$14,961.00	\$9,000.00	\$325.55
T-3161-14-D 15	Lot 45, Block "C", Tri-City Subdivision, Unit 2, a subdivision in the City of Alton, Hidalgo County, Texas.	T7300-02-00C-0045-00	\$30,730.00	\$21,000.00	\$1,185.09
T-0873-15-I 16	Lot (11), Siebring Addition to the City of McAllen, Hidalgo County, Texas.	S3400-00-000-0011-00	\$13,061.00	\$15,000.00	\$2,184.08
T-801-08-E 18	Lot 19, Block 7, Richardson Heights addition, City of Monte Alto, Hidalgo County, Texas.	R3825-00-007-0019-00	\$3,390.00	\$5,000.00	\$193.06
T-801-08-E 19	Lot 20, Block 7, Richardson Heights addition, City of Monte Alto, Hidalgo County, Texas.	R3825-00-007-0020-00	\$13,942.00	\$4,000.00	\$167.89
T-1732-12-E 20	Lot 8, Block 7, Richardson Heights Addition to the Townsite of Monte Alto, Hidalgo County, Texas.	R3825-00-007-0008-00	\$9,715.00	\$1,600.00	\$2.43

T-1732-12-E 21	Lot 7, Block 7, Richardson Heights Addition to the Townsite of Monte Alto, Hidalgo County, Texas.	R3825-00-007-0007-00	\$2,100.00	\$1,600.00	\$33.00
T-1542-13-G 22	Lot 3, Block 2, Jessup's Subdivision, a resubdivision of the South 15.0 acres of the North 25.0 acres of Lot 13, Block 59, Mo-Tex Land and Irrigation Company Subdivision, Las Mestenas Grant, Hidalgo County, Texas.	J5250-00-002-0003-00	\$2,811.77	\$2,500.00	\$133.46
T-1259-06-H 23	The North 10 feet of Lot 9, and the South 25 feet of Lot 10, Block 51, Original Townsite, City of La Villa, Hidalgo County, Texas.	L2050-00-051-0010-00	\$35,120.00	\$2,500.00	\$25.86
T-027-05-I 24	Lot 5, Block 2, Eastside Addition, an addition to the City of La Villa, Hidalgo County, Texas.	E1400-00-002-0005-00	\$9,971.00	\$6,000.00	\$69.48
T-027-05-I 25	Lot 8, Block 2, Eastside Addition, an addition to the City of La Villa, Hidalgo County, Texas.	E1400-00-002-0008-00	\$23,760.00	\$15,500.00	\$262.87
T-022-07-F 26	The South 40 feet of Lot 2, and the North one-half of Lot 3, Block 18, Original Townsite, City of La Villa, Hidalgo County, Texas.	L2050-00-018-0002-0	\$28,560.00	\$7,500.00	\$295.66
T-1111-08-C 27	Lot 1, Block 1, Eastside Addition, Hidalgo County, Texas.	E1400-00-001-0001-00	\$41,282.00	\$10,000.00	\$332.92
T-0477-12-D 28	Lot 1, Block 35, Original Townsite, City of La Villa, Hidalgo County, Texas, as described in Volume 2263, Page 596, Deed Records of Hidalgo County, Texas.	L2050-00-035-0001-00	\$6,825.00	\$2,400.00	\$0.46
T-0489-12-F 29	0.265 acres, more or less, out of Farm Tract 2153, North Capisallo District Subdivision, a subdivision in Hidalgo County, Texas.	N3400-00-000-2153-05	\$10,950.00	\$1,100.00	\$2.02

T-1131-09-A 30	Lots 1, 2, 3, and 4, Block 4, and the adjoining North 70 feet by 110 feet, Original Townsite to the City of Edcouch, Hidalgo County, Texas.	E3100-00-004-0001-00	\$177,590.00	\$16,000.00	\$694,51
T-1619-13-H 31	LOTS 13, 14, 15, 18 & 19, BLOCK 45, FRANK A. SMITH'S NORTH ELSA RESUBDIVISION, ACCORDING TO THE MAP OR PLAT THEREOF RECORDED IN VOLUME 7, PAGE 15, MAP RECORDS OF HIDALGO COUNTY, TEXAS.	E5400-00-045-0013-00	\$59,510.00	\$1,900.00	\$0.20
T-1619-13-H 32	AN APPROXIMATELY .81 ACRE TRACT BEING THE PORTION OF THE 1.939 ACRE TRACT DESCRIBED IN A DEED RECORDED UNDER COUNTY CLERK'S FILE NUMBER 609006 IN THE OFFICIAL PUBLIC RECORDS OF HIDALGO COUNTY, TEXAS.	E5400-00-030-0000-02	\$217,995.00	\$30,000.00	\$1,102.29
T-1619-13-H 33	LOTS 20 AND 21, BLOCK 45, FRANK A. SMITH'S NORTH ELSA RESUBDIVISION, ACCORDING TO THE MAP OR PLAT THEREOF RECORDED IN VOLUME 7, PAGE 15, MAP RECORDS OF HIDALGO COUNTY, TEXAS.	E5400-00-045-0020-00	\$16,600.00	\$8,500.00	\$293.63
T-623-08-C 34	Lots 25 and 26, Block 2, Original Townsite to the City of Elsa, Hidalgo County, Texas,	E5400-00-002-0025-00	\$43,230.00	\$5,000.00	\$78.52
T-450-99-B 35	Lot 88, Tierra Linda Subdivision, City of Palmview, Hidalgo County, Texas.	T5340-00-000-0088-00	\$112,172.00	\$52,000.00	\$2,476.70

T-1082-03-B 37	THE SOUTH 724 FEET OF THE WEST 1452 FEET OF THE 20.0 ACRES OF THE SOUTH 67.33 ACRES OF THE WEST ONE-HALF OF THE TEXAN GARDENS SUBDIVISION, BLOCK 16, SAVE & EXCEPT THE SOUTH 400 FEET OF THE WEST 450 FEET, BEING MORE PARTICULARLY DESCRIBED IN VOLUME 2536, PAGE 452, OFFICIAL RECORDS OF HIDALGO COUNTY, TEXAS.	T2200-00-016-0000-08	\$119,210.00	\$150,000.00	\$3,519.63
T-394-08-C 38	Lot 17, Block 6, consisting of 0.17 acres of land, more or less, La Camelia Subdivision "A", an addition to the City of Mission, Hidalgo County, Texas.	L0650-02-006-0017-00	\$26,820.00	\$5,000.00	\$108.73
T-1060-10-G 39	Lot 42, Carlos Acres Subdivision, Hidalgo County, Texas.	C1760-00-000-0042-00	\$28,480.00	\$21,000.00	\$999.20
T-1483-10-C 40	All of Lot Thirty-eight (38) of La Homa Road Subdivision, Hidalgo County, Texas.	L1150-00-000-0038-00	\$27,530.00	\$12,500.00	\$525.03
T-2129-11-J 41	0.14 acres, more or less, out of the South 5.71 acres of Lot 130, Nick Doffing Co. Subdivision No. 1, Hidalgo County, Texas.	D6000-01-000-0130-02	\$6,445.00	\$900.00	\$3.76
T-2129-11-J 42	0.14 acres, more or less, out of the South 5.71 acres of Lot 130, Nick Doffing Co. Subdivision No. 1, Hidalgo County, Texas.	D6000-01-000-0130-03	\$5,735.00	\$3,500.00	\$131.72
T-2129-11-J 43	0.14 acres, more or less, out of the South 5.71 acres of Lot 130, Nick Doffing Co. Subdivision No. 1, Hidalgo County, Texas.	D6000-01-000-0130-06	\$5,735.00	\$900.00	\$3.69
T-0870-12-G 44	Lot 22, Acevedo Subdivision #6, an addition in Hidalgo County, Texas.	A0360-06-000-0022-00	\$30,200.00	\$21,000.00	\$1,399.22
T-0332-12-G 45	Lot 25, Block 4, Feliz Subdivision #1 in the City of La Joya, Hidalgo County, Texas.	F2250-01-004-0025-00	\$11,750.00	\$6,500.00	\$174.38

T-0402-12-J 46	The West part of Lots 297 and 297-A, 0.88 acres, more or less, Los Ejidos de Reynosa Viejo, an addition in Hidalgo County, Texas.	L6050-00-000-0297-30	\$19,296.00	\$12,500.00	\$373.16
T-0345-15-E 47	0.41 acre, more or less, being all of Tract 26, Los Ejidos De Reynosa Viejo, a subdivision in Hidalgo County, Texas.	L6050-00-000-0026-00	\$17,930.00	\$4,500.00	\$165.08
TOTAL: \$27,090.26					

Review and Recommend Action on Award of Proposals and Purchases

Approval of the following award of proposals and purchases will be requested at the March 28, 2017 Board meeting as follows:

A. Awards

B. Instructional Items

A. Awards

1) Food and Related Non-Food Products (Award)

Award the proposal for food and related non-food products for the period beginning April 27, 2017 through April 26, 2018 with two one-year options to renew, at an estimated amount of \$350,000.00 based on prior year history. The vendors are as follows:

- **Ben E. Keith, Co.** (La Feria, TX)
- **Devin Distributing & Packaging, Inc.** (Palmhurst, TX)
- **Labatt Food Service** (Harlingen, TX)
- **Sysco Central Texas, Inc.** (New Braunfels, TX)
- **Valley Grocers, LLC.** (Brownsville, TX)

Purpose – Food Services and the Mid-Valley Childcare Center are requesting the purchase of food products and supplies for the operation of the Pecan Campus, Technology Campus, Mid-Valley Campus, and Starr County Campus cafeterias and the Mid-Valley Childcare Center.

Justification and Benefit – The food products are necessary for the operation of the South Texas College cafeterias. It is in the best interest of the College to have multiple vendors to be able to purchase at the lowest price to keep food cost down, to obtain the best quality products, and to ensure availability.

The Mid-Valley Campus Childcare Center purchases food products/meals which are delivered to the center to serve the attending students.

Background – Proposal documents were advertised on January 30, 2017 and February 6, 2017 and issued to seven (7) vendors. Five (5) responses were received on February 14, 2017 and reviewed by Food Services and the Purchasing Department.

Funds for this expenditure are budgeted in the Food Services – Auxiliary and Mid-Valley Childcare Center – Auxiliary budgets for FY 2016 – 2017 and FY 2017 – 2018 pending Board approval of the budget.

2) Food Service Equipment (Award)

Award the proposal for Food Service Equipment to **Edward Don & Company** (San Angelo, TX), at an estimated amount of \$1,467,868.00.

Purpose – Broaddus and Associates, Facilities Planning and Construction, Facilities Maintenance and Operations, and Food Services are requesting the purchase of food service equipment for the Bond Construction Cafeterias at the Pecan, Mid Valley, and Nursing and Allied Health campuses.

Justification and Benefit – The food service equipment will include ranges, refrigerators, ovens, work tables, freezers, ice machines, dispensers, carts, pots, pans, utensils, etc. These items are needed to open each cafeteria and for the day to day operation. The cafeterias serve the faculty, staff, students, and the public.

Background – Proposal documents were advertised on January 23, 2017 and January 30, 2017 and issued to nine (9) vendors. Three (3) responses were received on February 14, 2017 and reviewed by Broaddus and Associates, Facilities Planning and Construction, Facilities Maintenance and Operations, and the Purchasing Department.

Funds for this expenditure are budgeted in the Bond and Non-Bond Construction budget for FY 2016 – 2017.

3) La Joya Jimmy Carter Teaching Center AV Installation (Award)

Award the proposal for the La Joya Jimmy Carter Teaching Center AV Installation to **Audio Visual Aids** (San Antonio, TX), at an estimated amount of \$121,716.00.

This project is one of fourteen audiovisual projects for the new Bond Construction Program buildings. One firm has been top-ranked for all projects based on evaluations; however, since the projects encompass a large amount of work, it is possible that a single firm may not be able to accomplish all work in the timely manner necessary to have the buildings ready when needed for instructional purposes. It is requested that the Board allow South Texas College staff and Broaddus & Associates to pursue negotiations with the top-ranked firm to determine the projects that can be done on a timely basis, and if it is not possible for all buildings, to pursue a contract with the second and third ranked firms on those projects. The Board will be informed of the results of the negotiations at the subsequent Board meeting.

Purpose – Broaddus and Associates, Facilities Planning and Construction, and Educational Technologies are requesting the purchase and installation of audio visual equipment at the La Joya Teaching Center for faculty and students.

Justification and Benefit – The audio visual equipment is needed in eight (8) instructional classrooms at the La Joya Teaching Center. It will include projectors, audio visual switching equipment, podiums, and speakers which will be used for student instruction.

Background – Proposal documents were advertised on January 18, 2017 and January 25, 2017 and issued to twelve (12) vendors. Six (6) responses were received on February 6, 2017 and reviewed by Broaddus and Associates, Facilities Planning and Construction, Educational Technologies, and the Purchasing Department.

Funds for this expenditure are budgeted in the Bond Construction budget for FY 2016 - 2017.

4) Mid Valley Campus Health Professions and Science Building AV Installation (Award)

Award the proposal for the Mid Valley Campus Health Professions and Science Building AV Installation to **Audio Visual Aids** (San Antonio, TX), at an estimated amount of \$581,980.00.

This project is one of fourteen audiovisual projects for the new Bond Construction Program buildings. One firm has been top-ranked for all projects based on evaluations; however, since the projects encompass a large amount of work, it is possible that a single firm may not be able to accomplish all work in the timely manner necessary to have the buildings ready when needed for instructional purposes. It is requested that the Board allow South Texas College staff and Broaddus & Associates to pursue negotiations with the top-ranked firm to determine the projects that can be done on a timely basis, and if it is not possible for all buildings, to pursue a contract with the second and third ranked firms on those projects. The Board will be informed of the results of the negotiations at the subsequent Board meeting.

Purpose – Broaddus and Associates, Facilities Planning and Construction, and Educational Technologies are requesting the purchase and installation of audio visual equipment at the Mid Valley Campus Health Professions and Science Building for faculty and students.

Justification and Benefit – The audio visual equipment is needed in twenty six (26) classrooms, five (5) study rooms, one (1) divisible classroom, and one (1) conference room at the Mid Valley Campus Health Professions and Science Building. It will include projectors, audio visual switching equipment, podiums, and speakers which will be used for student instruction and digital signage which will be used for the distribution of South Texas College information.

Background – Proposal documents were advertised on January 18, 2017 and January 25, 2017 and issued to twelve (12) vendors. Four (4) responses were received on February 6, 2017 and reviewed by Broaddus and Associates, Facilities Planning and Construction, Educational Technologies, and the Purchasing Department.

Funds for this expenditure are budgeted in the Bond and Non-Bond Construction budgets for FY 2016 – 2017.

5) Mid Valley Campus Student Services Expansion AV Installation (Award)

Award the proposal for the Mid Valley Campus Student Services Expansion AV Installation to **Audio Visual Aids** (San Antonio, TX), at an estimated amount of \$163,476.00.

This project is one of fourteen audiovisual projects for the new Bond Construction Program buildings. One firm has been top-ranked for all projects based on evaluations; however, since the projects encompass a large amount of work, it is possible that a single firm may

not be able to accomplish all work in the timely manner necessary to have the buildings ready when needed for instructional purposes. It is requested that the Board allow South Texas College staff and Broaddus & Associates to pursue negotiations with the top-ranked firm to determine the projects that can be done on a timely basis, and if it is not possible for all buildings, to pursue a contract with the second and third ranked firms on those projects. The Board will be informed of the results of the negotiations at the subsequent Board meeting.

Purpose – Broaddus and Associates, Facilities Planning and Construction, and Educational Technologies are requesting the purchase and installation of audio visual equipment at the Mid Valley Campus Student Services Building for faculty, staff, students, and the community.

Justification and Benefit – The audio visual equipment is needed for one (1) special event room which its primary purpose is for student activities and for a dining area outside the cafeteria at the Mid Valley Campus Student Services Building. It will include projectors, audio visual switching equipment, podiums, speakers, and digital signage which will be used for the distribution of South Texas College information.

Background – Proposal documents were advertised on January 25, 2017 and February 2, 2017 and issued to twelve (12) vendors. Six (6) responses were received on February 8, 2017 and reviewed by Broaddus and Associates, Facilities Planning and Construction, Educational Technologies, and the Purchasing Department.

Funds for this expenditure are budgeted in the Bond and Non-Bond Construction budgets for FY 2016 – 2017.

6) Nursing and Allied Health Expansion AV Installation (Award)

Award the proposal for the Nursing and Allied Health Expansion AV Installation to **Audio Visual Aids** (San Antonio, TX), at an estimated amount of \$659,512.00.

This project is one of fourteen audiovisual projects for the new Bond Construction Program buildings. One firm has been top-ranked for all projects based on evaluations; however, since the projects encompass a large amount of work, it is possible that a single firm may not be able to accomplish all work in the timely manner necessary to have the buildings ready when needed for instructional purposes. It is requested that the Board allow South Texas College staff and Broaddus & Associates to pursue negotiations with the top-ranked firm to determine the projects that can be done on a timely basis, and if it is not possible for all buildings, to pursue a contract with the second and third ranked firms on those projects. The Board will be informed of the results of the negotiations at the subsequent Board meeting.

Purpose – Broaddus and Associates, Facilities Planning and Construction, and Educational Technologies are requesting the purchase and installation of audio visual equipment at the Nursing and Allied Health Campus for faculty, staff, students, and the community.

Justification and Benefit – The audio visual equipment is needed in twelve (12) classrooms, seven (7) library study rooms, two (2) divisible rooms, five (5) simulation debrief rooms, ten (10) simulation rooms, one (1) control lab, two (2) large conference rooms, and one (1) special event room at the Nursing and Allied Health Campus. It will include projectors, audio visual switching equipment, podiums, speakers, cameras, and digital signage which will be used for the distribution of South Texas College information.

Background – Proposal documents were advertised on January 18, 2017 and January 25, 2017 and issued to twelve (12) vendors. Four (4) responses were received on February 6, 2017 and reviewed by Broaddus and Associates, Facilities Planning and Construction, Educational Technologies, and the Purchasing Department.

Funds for this expenditure are budgeted in the Bond and Non-Bond Construction budgets for FY 2016 – 2017.

7) Pecan Campus Cafeteria and Student Activities AV Installation (Award)

Award the proposal for the Pecan Campus Cafeteria and Student Activities AV Installation to **Audio Visual Aids** (San Antonio, TX), at an estimated amount of \$188,436.50.

This project is one of fourteen audiovisual projects for the new Bond Construction Program buildings. One firm has been top-ranked for all projects based on evaluations; however, since the projects encompass a large amount of work, it is possible that a single firm may not be able to accomplish all work in the timely manner necessary to have the buildings ready when needed for instructional purposes. It is requested that the Board allow South Texas College staff and Broaddus & Associates to pursue negotiations with the top-ranked firm to determine the projects that can be done on a timely basis, and if it is not possible for all buildings, to pursue a contract with the second and third ranked firms on those projects. The Board will be informed of the results of the negotiations at the subsequent Board meeting.

Purpose – Broaddus and Associates, Facilities Planning and Construction, and Educational Technologies are requesting the purchase and installation of audio visual equipment at the Pecan Campus Cafeteria and Student Activities Building for faculty, staff, and students. It will also be used for College sponsored events, student events, and community events.

Justification and Benefit – The audio visual equipment is needed for one (1) special event room and one (1) conference room at the Pecan Campus Cafeteria and Student Activities Building. It will include projectors, audio visual switching equipment, podiums, speakers, menu boards, and digital signage which will be used for the distribution of South Texas College information.

Background – Proposal documents were advertised on January 25, 2017 and February 2, 2017 and issued to twelve (12) vendors. Six (6) responses were received on February 8, 2017 and reviewed by Broaddus and Associates, Facilities Planning and Construction, Educational Technologies, and the Purchasing Department.

Funds for this expenditure are budgeted in the Bond and Non-Bond Construction budgets for FY 2016 – 2017.

8) Pecan Campus North Academic Building AV Installation (Award)

Award the proposal for the Pecan Campus North Academic Building AV Installation to **Audio Visual Aids** (San Antonio, TX), at an estimated amount of \$497,302.00.

This project is one of fourteen audiovisual projects for the new Bond Construction Program buildings. One firm has been top-ranked for all projects based on evaluations; however, since the projects encompass a large amount of work, it is possible that a single firm may not be able to accomplish all work in the timely manner necessary to have the buildings ready when needed for instructional purposes. It is requested that the Board allow South Texas College staff and Broaddus & Associates to pursue negotiations with the top-ranked firm to determine the projects that can be done on a timely basis, and if it is not possible for all buildings, to pursue a contract with the second and third ranked firms on those projects. The Board will be informed of the results of the negotiations at the subsequent Board meeting.

Purpose – Broaddus and Associates, Facilities Planning and Construction, and Educational Technologies are requesting the purchase and installation of audio visual equipment at the Pecan Campus North Academic Building for faculty and students.

Justification and Benefit – The audio visual equipment is needed in twenty seven (27) classrooms and two (2) conference rooms at the Pecan Campus North Academic Building. It will include projectors, audio visual switching equipment, podiums, and speakers which will be used for student instruction and digital signage which will be used for the distribution of South Texas College information.

Background – Proposal documents were advertised on January 18, 2017 and January 25, 2017 and issued to twelve (12) vendors. Four (4) responses were received on February 6, 2017 and reviewed by Broaddus and Associates, Facilities Planning and Construction, Educational Technologies, and the Purchasing Department.

Funds for this expenditure are budgeted in the Bond and Non-Bond Construction budgets for FY 2016 – 2017.

9) Pecan Campus South Academic Building AV Installation (Award)

Award the proposal for the Pecan Campus South Academic Building AV Installation to **Audio Visual Aids** (San Antonio, TX), at an estimated amount of \$304,925.00.

This project is one of fourteen audiovisual projects for the new Bond Construction Program buildings. One firm has been top-ranked for all projects based on evaluations; however, since the projects encompass a large amount of work, it is possible that a single firm may not be able to accomplish all work in the timely manner necessary to have the buildings ready when needed for instructional purposes. It is requested that the Board allow South Texas College staff and Broaddus & Associates to pursue negotiations with the top-ranked firm to determine the projects that can be done on a timely basis, and if it is not possible for

all buildings, to pursue a contract with the second and third ranked firms on those projects. The Board will be informed of the results of the negotiations at the subsequent Board meeting.

Purpose – Broaddus and Associates, Facilities Planning and Construction, and Educational Technologies are requesting the purchase and installation of audio visual equipment at the Pecan Campus South Academic Building for faculty and students.

Justification and Benefit – The audio visual equipment is needed in sixteen (16) classrooms and three (3) conference rooms, at the Pecan Campus South Academic Building. It will include projectors, audio visual switching equipment, podiums, and speakers which will be used for student instruction and digital signage which will be used for the distribution of South Texas College information.

Background – Proposal documents were advertised on January 18, 2017 and January 25, 2017 and issued to twelve (12) vendors. Six (6) responses were received on February 7, 2017 and reviewed by Broaddus and Associates, Facilities Planning and Construction, Educational Technologies, and the Purchasing Department.

Funds for this expenditure are budgeted in the Bond and Non-Bond Construction budgets for FY 2016 – 2017.

10) Pecan Campus STEM Building AV Installation (Award)

Award the proposal for the Pecan Campus STEM Building AV Installation to **Audio Visual Aids** (San Antonio, TX), at an estimated amount of \$380,548.00.

This project is one of fourteen audiovisual projects for the new Bond Construction Program buildings. One firm has been top-ranked for all projects based on evaluations; however, since the projects encompass a large amount of work, it is possible that a single firm may not be able to accomplish all work in the timely manner necessary to have the buildings ready when needed for instructional purposes. It is requested that the Board allow South Texas College staff and Broaddus & Associates to pursue negotiations with the top-ranked firm to determine the projects that can be done on a timely basis, and if it is not possible for all buildings, to pursue a contract with the second and third ranked firms on those projects. The Board will be informed of the results of the negotiations at the subsequent Board meeting.

Purpose – Broaddus and Associates, Facilities Planning and Construction, and Educational Technologies are requesting the purchase and installation of audio visual equipment at the Pecan Campus STEM Building for faculty and students.

Justification and Benefit – The audio visual equipment is needed in eighteen (18) classrooms and two (2) conference rooms at the Pecan Campus STEM Building. It will include projectors, audio visual switching equipment, podiums, and speakers which will be used for student instruction and digital signage which will be used for the distribution of South Texas College information.

Background – Proposal documents were advertised on January 18, 2017 and January 25, 2017 and issued to twelve (12) vendors. Six (6) responses were received on February 7, 2017 and reviewed by Broaddus and Associates, Facilities Planning and Construction, Educational Technologies, and the Purchasing Department.

Funds for this expenditure are budgeted in the Bond and Non-Bond Construction budgets for FY 2016 – 2017.

11) Starr County Campus Health Professions and Science Building AV Installation (Award)

Award the proposal for the Starr County Campus Health Professions and Science Building AV Installation to **Audio Visual Aids** (San Antonio, TX), at an estimated amount of \$393,806.50.

This project is one of fourteen audiovisual projects for the new Bond Construction Program buildings. One firm has been top-ranked for all projects based on evaluations; however, since the projects encompass a large amount of work, it is possible that a single firm may not be able to accomplish all work in the timely manner necessary to have the buildings ready when needed for instructional purposes. It is requested that the Board allow South Texas College staff and Broaddus & Associates to pursue negotiations with the top-ranked firm to determine the projects that can be done on a timely basis, and if it is not possible for all buildings, to pursue a contract with the second and third ranked firms on those projects. The Board will be informed of the results of the negotiations at the subsequent Board meeting.

Purpose – Broaddus and Associates, Facilities Planning and Construction, and Educational Technologies are requesting the purchase and installation of audio visual equipment at the Starr County Campus Health Professions and Science Building for faculty and students.

Justification and Benefit – The audio visual equipment is needed in fifteen (15) classrooms, six (6) study rooms, two (2) simulation debrief rooms, five (5) simulation rooms, and one (1) simulation control room at the Starr County Campus Health Professions and Science Building. It will include projectors, audio visual switching equipment, podiums, cameras, and speakers which will be used for student instruction and digital signage which will be used for the distribution of South Texas College information.

Background – Proposal documents were advertised on January 18, 2017 and January 25, 2017 and issued to twelve (12) vendors. Six (6) responses were received on February 7, 2017 and reviewed by Broaddus and Associates, Facilities Planning and Construction, Educational Technologies, and the Purchasing Department.

Funds for this expenditure are budgeted in the Bond and Non-Bond Construction budgets for FY 2016 – 2017.

12) Starr County Campus Student Activities Building Expansion AV Installation (Award)

Award the proposal for the Starr County Campus Student Activities Building Expansion AV Installation to **Audio Visual Aids** (San Antonio, TX), at an estimated amount of \$77,264.00.

This project is one of fourteen audiovisual projects for the new Bond Construction Program buildings. One firm has been top-ranked for all projects based on evaluations; however, since the projects encompass a large amount of work, it is possible that a single firm may not be able to accomplish all work in the timely manner necessary to have the buildings ready when needed for instructional purposes. It is requested that the Board allow South Texas College staff and Broaddus & Associates to pursue negotiations with the top-ranked firm to determine the projects that can be done on a timely basis, and if it is not possible for all buildings, to pursue a contract with the second and third ranked firms on those projects. The Board will be informed of the results of the negotiations at the subsequent Board meeting.

Purpose – Broaddus and Associates, Facilities Planning and Construction, and Educational Technologies are requesting the purchase and installation of audio visual equipment at the Starr County Campus Student Activities Building for faculty, staff, and students. It will also be used for College sponsored events, student events, and community events.

Justification and Benefit – The audio visual equipment is needed for one (1) special event room at the Starr County Campus Student Activities Building. It will include a projector, audio visual switching equipment, podium, speakers, and digital signage which will be used for the distribution of South Texas College information.

Background – Proposal documents were advertised on January 25, 2017 and February 2, 2017 and issued to twelve (12) vendors. Six (6) responses were received on February 9, 2017 and reviewed by Broaddus and Associates, Facilities Planning and Construction, Educational Technologies, and the Purchasing Department.

Funds for this expenditure are budgeted in the Bond and Non-Bond Construction budgets for FY 2016 – 2017.

13) Starr County Campus Student Services Building Expansion AV Installation (Award)

Award the proposal for the Starr County Campus Student Services Building Expansion AV Installation to **Audio Visual Aids** (San Antonio, TX), at an estimated amount of \$22,033.50.

This project is one of fourteen audiovisual projects for the new Bond Construction Program buildings. One firm has been top-ranked for all projects based on evaluations; however, since the projects encompass a large amount of work, it is possible that a single firm may not be able to accomplish all work in the timely manner necessary to have the buildings ready when needed for instructional purposes. It is requested that the Board allow South Texas College staff and Broaddus & Associates to pursue negotiations with the top-ranked

firm to determine the projects that can be done on a timely basis, and if it is not possible for all buildings, to pursue a contract with the second and third ranked firms on those projects. The Board will be informed of the results of the negotiations at the subsequent Board meeting.

Purpose – Broaddus and Associates, Facilities Planning and Construction, and Educational Technologies are requesting the purchase and installation of audio visual equipment at the Starr County Campus Student Services Building for student orientations and advising.

Justification and Benefit – The audio visual equipment is needed in one (1) multipurpose room at the Starr County Campus Student Services Building. It will include a projector, audio visual switching equipment, podium, speakers, and digital signage which will be used for the distribution of South Texas College information.

Background – Proposal documents were advertised on January 25, 2017 and February 2, 2017 and issued to twelve (12) vendors. Seven (7) responses were received on February 9, 2017 and reviewed by Broaddus and Associates, Facilities Planning and Construction, Educational Technologies, and the Purchasing Department.

Funds for this expenditure are budgeted in the Bond and Non-Bond Construction budgets for FY 2016 – 2017.

14) Technology Campus Southwest Building Expansion AV Installation (Award)

Award the proposal for the Technology Campus Southwest Building Expansion AV Installation to **Audio Visual Aids** (San Antonio, TX), at an estimated amount of \$315,308.50.

This project is one of fourteen audiovisual projects for the new Bond Construction Program buildings. One firm has been top-ranked for all projects based on evaluations; however, since the projects encompass a large amount of work, it is possible that a single firm may not be able to accomplish all work in the timely manner necessary to have the buildings ready when needed for instructional purposes. It is requested that the Board allow South Texas College staff and Broaddus & Associates to pursue negotiations with the top-ranked firm to determine the projects that can be done on a timely basis, and if it is not possible for all buildings, to pursue a contract with the second and third ranked firms on those projects. The Board will be informed of the results of the negotiations at the subsequent Board meeting.

Purpose – Broaddus and Associates, Facilities Planning and Construction, and Educational Technologies are requesting the purchase and installation of audio visual equipment at the Technology Campus Southwest Building for faculty and students.

Justification and Benefit – The audio visual equipment is needed in sixteen (16) classrooms and four (4) conference rooms at the Technology Campus Southwest Building. It will include projectors, audio visual switching equipment, podiums, and speakers which will be used for student instruction and digital signage which will be used for the distribution of South Texas College information.

Background – Proposal documents were advertised on January 18, 2017 and January 25, 2017 and issued to twelve (12) vendors. Five (5) responses were received on February 7, 2017 and reviewed by Broaddus and Associates, Facilities Planning and Construction, Educational Technologies, and the Purchasing Department.

Funds for this expenditure are budgeted in the Bond and Non-Bond Construction budgets for FY 2016 – 2017.

15) Risk Management Consultant Services (Award)

Award the proposal for risk management consultant services to **Cameron Investment Company dba Shepard Walton King Insurance Group** (McAllen, TX), for the period beginning May 1, 2017 through April 30, 2018 with four one-year options to renew, at an estimated amount of \$18,500.00.

Purpose – The Office of Accountability and Risk Management have requested risk management consultant services for the annual review and recommendations concerning the College's insurances.

Justification and Benefit – The risk management services consultant will assist the College with identifying property and casualty risks, evaluating current insurance coverage, soliciting and evaluating proposals for insurance coverage, and providing safety training to staff as needed.

Background – Proposal documents were advertised on January 30, 2017 and February 6, 2017 and issued to one (1) vendor. One (1) response was received on February 14, 2017 and reviewed by Accountability, Risk Management, and the Purchasing Department.

Funds for this expenditure are budgeted in the Insurance budget for FY 2016 – 2017 and FY 2017 – 2018 pending Board approval of the budget.

16) Travel Services (Award)

Award the proposal for travel services to **Shands Brooks Travel** (McAllen, TX), for the period beginning May 20, 2017 through May 19, 2018 with two one-year options to renew, at a service fee of \$25.00 per airline ticket.

Purpose – The Purchasing Department is requesting a contract for travel service to provide airline tickets for faculty and staff that travel for professional development and students that travel for educational purposes.

Justification and Benefit – The travel services will include processing of airline reservations, automobile rental reservations, hotel reservations, charter services, delivery of ticket to South Texas College, emergency services, and group travel rates.

Background – Proposal documents were advertised on January 23, 2017 and January 30, 2017 and issued to seven (7) vendors. Four (4) responses were received on February 13, 2017 and reviewed by Business Office and the Purchasing Department.

Funds for this expenditure are budgeted in the requesting Department’s travel budget for FY 2016 – 2017.

B. Instructional Item

17)Ultrasound Machines (Purchase)

Purchase ultrasound machines from **Siemens Medical Solutions USA, Inc.** (Malvern, PA), a sole source vendor, at a total amount of \$80,578.00.

Purpose – The Diagnostic Sonograph program in the Division of Nursing and Allied Health is requesting the purchase of two (2) types of ultrasound machines which will allow the students to practice on model patients in a simulation clinic and to gain experience in sonography.

Justification and Benefit – The machines are needed for student instruction and hands on train of different types of sonograph machines used in hospitals and clinics. This will allow the students to be acquainted with both while in practicum/clinical and to be better prepared for the workplace.

Funds for this expenditure are budgeted in the Diagnostic Sonograph budget for FY 2016 – 2017.

Recommendation:

It is requested that the Finance, Audit, and Human Resources Committee recommend for Board approval at the March 28, 2017 Board meeting the award of proposals and purchases as listed below:

A. Awards	B. Instructional Items
------------------	-------------------------------

A. Award

- 1) **Food and Related Non-Food Products (Award):** award the proposal for food and related non-food products for the period beginning April 27, 2017 through April 26, 2018 with two one-year options to renew, at an estimated amount of \$350,000.00 based on prior year history. The vendors are as follows:
 - **Ben E. Keith, Co.** (La Feria, TX)
 - **Devin Distributing & Packaging, Inc.** (Palmhurst, TX)
 - **Labatt Food Service** (Harlingen, TX)
 - **Sysco Central Texas, Inc.** (New Braunfels, TX)
 - **Valley Grocers, LLC.** (Brownsville, TX)
- 2) **Food Services Equipment (Award):** award the proposal for food services equipment to **Edward Don & Company** (San Angelo, TX), at an estimated amount of \$1,467,868.00;

- 3) **La Joya Jimmy Carter Teaching Center AV Installation (Award):** award the proposal for the La Joya Jimmy Carter Teaching Center AV Installation to **Audio Visual Aids** (San Antonio, TX), at an estimated amount of \$121,716.00;
- 4) **Mid Valley Campus Health Professions and Science Building AV Installation (Award):** award the proposal for the Mid Valley Campus Health Professions and Science Building AV Installation to **Audio Visual Aids** (San Antonio, TX), at an estimated amount of \$581,980.00;
- 5) **Mid Valley Campus Student Services Expansion AV Installation (Award):** award the proposal for the Mid Valley Campus Student Services Expansion AV Installation to **Audio Visual Aids** (San Antonio, TX), at an estimated amount of \$163,476.00;
- 6) **Nursing and Allied Health Expansion AV Installation (Award):** award the proposal for the Nursing and Allied Health Expansion AV Installation to **Audio Visual Aids** (San Antonio, TX), at an estimated amount of \$659,512.00;
- 7) **Pecan Campus Cafeteria and Student Activities AV Installation (Award):** award the proposal for the Pecan Campus Cafeteria and Student Activities AV Installation to **Audio Visual Aids** (San Antonio, TX), at an estimated amount of \$188,436.50;
- 8) **Pecan Campus North Academic Building AV Installation (Award):** award the proposal for the Pecan Campus North Academic Building AV Installation to **Audio Visual Aids** (San Antonio, TX), at an estimated amount of \$497,302.00;
- 9) **Pecan Campus South Academic Building AV Installation (Award):** award the Pecan Campus South Academic Building AV Installation to **Audio Visual Aids** (San Antonio, TX), at an estimated amount of \$304,925.00;
- 10) **Pecan Campus STEM Building AV Installation (Award):** award the proposal for the Pecan Campus STEM Building AV Installation to **Audio Visual Aids** (San Antonio, TX), at an estimated amount of \$380,548.00;
- 11) **Starr County Campus Health Professions and Science Building AV Installation (Award):** award the proposal for the Starr County Campus Health Professions and Science Building AV Installation to **Audio Visual Aids** (San Antonio, TX), at an estimated amount of \$393,806.50;
- 12) **Starr County Campus Student Activities Building Expansion AV Installation (Award):** award the proposal for the Starr County Campus Student Activities Building Expansion AV Installation to **Audio Visual Aids** (San Antonio, TX), at an estimated amount of \$77,264.00;
- 13) **Starr County Campus Student Services Building Expansion AV Installation (Award):** award the proposal for the Starr County Campus Student Services Building Expansion AV Installation to **Audio Visual Aids** (San Antonio, TX), at an estimated amount of \$22,033.50;
- 14) **Technology Campus Southwest Building Expansion AV Installation (Award):** award the proposal for the Technology Campus Southwest Building Expansion AV Installation to **Audio Visual Aids** (San Antonio, TX), at an estimated amount of \$315,308.50;
- 15) **Risk Management Consultant Services (Award):** award the proposal for risk management consultant services to **Cameron Investment Company dba/Shepard Walton King Insurance Group** (McAllen, TX), for the period beginning for the period beginning May 1, 2017 through April 30, 2018 with four one-year options to renew, at an estimated amount of \$18,500.00;

16)Travel Services (Award): award the proposal for travel services to **Shands Brooks Travel** (McAllen, TX), for the period beginning May 20, 2017 through May 19, 2018 with two one-year options to renew, at a service fee of \$25.00 per airline ticket;

B. Instructional Item

17)Ultrasound Machines (Purchase): purchase ultrasound machines from **Siemens Medical Solutions USA, Inc.** (Malvern, PA), a sole source vendor, at a total amount of \$80,578.00;

Recommend Action - The total for all award of proposals and purchases is \$5,623,254.00.

**SOUTH TEXAS COLLEGE
1. FOOD AND RELATED NON FOOD PRODUCTS
PROJECT NO. 16-17-1046**

#	Description	UOM	Ben E. Keith, Co.		Devin Distributing & Packaging, Inc.		Labatt Food Service		Sysco Central Texas, Inc.		Valley Grocers, LLC.	
			Address	Phone	Address	Phone	Address	Phone	Address	Phone	Address	Phone
FREEZER												
1	BACON 14/18 LAYOUT	15#	1600 N Rabb Rd	\$49.98*	4109 N Conway	902 N Exp 77	\$28.37	902 N Exp 77	\$28.37	1260 Schwab Rd	\$74.79	634 E Fronton St
2	BACON SLICED RANDOM ENDS & PCZ	10#	La Feria, TX 78559	\$40.98* - 6/3lb	281-865-5616	Harlingen, TX 78550	\$1.65** - 1/10lb	New Braunfels, TX 78132	\$47.85 - 15#	New Braunfels, TX 78132	\$71.39 - 30#	Brownsville, TX 78520
3	BAGEL - BLUBERRY - SLICED	72/40Z	956-797-8605	\$28.89	956-424-7055	956-428-0722	\$26.31 - 84/2oz	830-730-1209	\$34.40 - 90/3oz	855-656-4432		956-542-3576
4	BAGEL - CINN-RAISIN - SLICED	60/40Z	Vince Galvan	\$23.89 - 72/3oz	David Gutierrez		\$22.54 - 84/2.2oz		\$33.32 - 90/3oz	Neal Burney		956-542-4129
5	BAGEL - PLAIN SLICED	60/40Z		\$25.79 - 72/4oz			\$19.73 - 72/3oz		\$27.78 - 72/4oz			
6	BEEF - CFS - FRITTER CHICKEN FRIED STEAK	40/4 OZ		\$48.78*			\$27.83 - 40/3.88oz		\$41.88			
7	BEEF BARBACOA PRECOOKED	2/5 LB		\$65.87*			\$5.38** - 4/5lb		\$74.38			
8	BEEF GROUND 80/20	10#		\$32.89* - 2/5lb			\$2.67** - 4/10lb		\$3.14/lb			
9	BEEF GROUND PATTY 3/1 80/20 ANGUS	45/5.33 OZ		\$24.87* - 30/5.33oz			\$34.26 - 45/5.33oz		\$76.83 - 60/5.33oz			
10	BREAD BUN - HAMBURGER 4" SEEDLESS	8/12 CT		\$27.99			\$25.97 - 120/1.8oz		\$31.05 - 10/12ct			
11	BREAD CIABATTA SQUARE	8/6CT		\$33.49 - 60/3.5oz			\$18.62 - 8/6ct		\$35.92 - 64/3oz			
12	BREAD LOAF - HONEY WHEAT NUGGET	8/25 OZ		\$23.77			\$20.18 - 8/26.1oz		\$20.92			
13	BREAD LOAF - WHEAT PILLLOW						\$32.09 - 1/8ct					
14	BREAD ROLL - WHOLE GRAIN 1 OZ	144/1 OZ					\$29.04 - 162/1oz		\$25.88 - 162			
15	BREADSTICKS GARLIC	168/6"		\$25.57 - 175/1oz			\$34.18 - 240/1.19oz		\$21.98 - 132/8in			
16	BRED LOAF - ITALIAN	8/18 OZ		\$23.77			\$19.71 - 8/18 Slice		\$21.32			
17	BURRITOS BF. BN. RED SAUCE	72/4 OZ		\$45.79			\$34.24		\$35.80			\$34.50
18	CHICKEN BRST FILET BREADED RAW-CFC	40/4 OZ		\$44.09*			\$102.73 - 1/30lb		\$36.38			
19	CHICKEN BRST RNDM B/S SIL	4/10#		\$19.07* - 1/40lb			\$0.59** - 1/40lb		\$26.50			
20	CHICKEN TENDERLOIN FRITTERS	10#		\$35.87* - 2/5lb			\$23.99		\$32.63			
21	CHICKEN THIGH BNLS SKLS RNDM	4/10 #		\$39.99*			\$52.77		\$43.90			
22	CHIX BRST RNDM B/S SIL	4/10#		\$49.79*			\$1.12** - 4/10lb		\$82.93			
23	CHORIZO LAXON	2/5#		\$25.59*			\$26.48		\$26.16			
24	CKN BREST BIL SKIN ON 6OZ	32/6OZ		\$48.78* - 2/10lb			\$25.59 - 24/6-7oz		\$32.56 - 26/6oz			
25	CKN BREST BIL SIL 5 OZ SL	32/5OZ		\$28.38* - 2/5lb			\$27.47		\$29.88			
26	COOKIE DOUGH CHOCOLATE CHUNK	220/1.5 OZ		\$70.58 - 2/14/1.5oz			\$44.03		\$45.62 - 2/14			
27	COOKIE DOUGH OATMEAL RAISIN	220/1.5 OZ		\$48.79 - 320/1oz			\$44.03 - 2/14/1.5oz		\$52.32 - 2/16			
28	COOKIE DOUGH WHITE CH. MACADEMIA	220/1.5 OZ		\$59.77 - 200/1.5oz			\$55.40		\$61.05 - 2/16			
29	CORN COB GR A	96/3 *		\$23.67*			\$21.38 - 1/96ea		\$24.89			
30	CORN DOG ALL MEAT HONEY BATTER	72/4 OZ		\$42.77			\$35.53		\$37.00			
31	CORN WHL KERNEL	120 #					\$15.56		\$20.68			
32	CROISSANT MARG ROUND 2OZ	72/2 OZ		\$25.99 - 48/2oz			\$28.77 - 80/2.2oz		\$23.65 - 4/12ct			
33	CROISSANT UNSLICED 3OZ	48/3OZ		\$37.39								
34	CROISSANT MARG ROUND 5" - 3 OZ	80/2.2OZ										
35	DANISH ASSORTED MINI	5/10 EA		\$50.68 - 120/1.5oz					\$25.62			
36	DESSERT CHEESECAKE ASSORT 14 CT	4/30 OZ							\$21.10			
37	DESSERT CHOCOLATE CAKE SARA LEE 14 CT	4/45OZ		\$56.86 - 4/53oz					\$43.24			
									\$51.24 - 5/3oz			

**SOUTH TEXAS COLLEGE
1. FOOD AND RELATED NON FOOD PRODUCTS
PROJECT NO. 16-17-1046**

#	VENDOR		UOM	Ben E. Keith, Co. Unit Price	Devin Distributing & Packaging, Inc. Unit Price	Labatt Food Service Unit Price	Sysco Central Texas, Inc. Unit Price	Valley Grocers, LLC. Unit Price
	Description							
38	DONUTS ASSORTED MINI	4/60CT				\$27.04 - 8/6ct	\$35.88 - 144/1.25oz	
39	EGG PATTY IQF 1.75 OZ	144/1.75 OZ		\$37.78* - 160/1.75oz		\$37.39	\$38.12	
40	FISH - SWAI 3-5 oz	15#		\$29.49		\$32.01	\$33.04 - 7-9oz	
41	FISH - TILAPIA 5-7 oz	10 #		\$24.38		\$28.23	\$50.14	
42	GREEN BEANS WHOLE IQF NWP	12/2 LB		\$29.48		\$26.64	\$32.64	
43	HOT DOGS TURKEY 8 X 1	8x1		\$17.29 - 2/5lb		\$25.93 - 4/5lb	\$15.43 - 2/5lb	
44	HUSHPUPPY JALAPEÑO	2/5#		\$17.48		\$18.51	\$15.68	
45	KOLACHE - PORK	6/30Z				\$25.71 - 50/3.0oz	\$38.10 - 80/20z	
46	MUFFIN - BANANA	48/3.6oz		\$25.48 - 24/4oz		\$24.09 - 108/ 90oz	\$44.98 - 48/4oz	
47	MUFFIN - BLUEBERRY	48/3.6oz		\$42.97 - 48/4.25oz		\$28.13 - 48/4oz	\$29.48 - 48/4oz	
48	MUFFIN - CHOCOLATE CHIP	48/3.6oz		\$47.10 - 96/2.13oz		\$28.13 - 48/4oz	\$29.48 - 48/4oz	
49	ONION RINGS BEER BATTERED	4/2.5 #		\$25.97		\$25.24	\$24.09	
50	ORANGE JUICE 3+1 CONCENTRATE	12/32 OZ		\$53.19		\$65.34	\$65.83	
51	PEA GREEN GR. A	1/20 #				\$19.07	\$16.13	
52	PIZZA FOUR CHEESE 16"	947.4/1OZ				\$55.69 - 1/9ct		
53	PIZZA CHEESE READY 16"	12/16"					\$58.06	
54	PIZZA PEPPERONI SLICES-ARRIZZIO	25#				\$30.34 - 1/10lb	\$82.00 - 2/12.5lb	
55	PORK BUTT BONELESS					\$1.41** - 1/60lb	\$1.75lb - 67# avg	
56	POTATO - SWEET FRY WAVE	5/3#		\$30.57		\$30.30 - 3/5lb	\$27.64	
57	POTATO FF STR 3/8" ULTIMATE CRISP	6/5 #		\$28.27		\$27.99	\$29.58	
58	POTATOES MASHED RED SKINS	6/4#S		\$37.69		\$37.46	\$29.38	
59	PUFF PASTRY					\$45.03 - 20/12oz	\$44.89 - 120/20z	
60	SAUSAGE CRUMMBLES - SMALL					\$20.68 - 2/5#	\$23.69 - 2/5lb	
61	SAUSAGE LINKS .08 OZ	200/8 OZ		\$21.97*		\$37.39 - 160-1oz	\$24.18	
62	SAUSAGE PATTIES COOKED FROZEN	106/1.5 oz		\$25.69* - 160/1.5oz		\$25.68 - 1/12lb	\$24.56 - 107/1.5z	
63	TURKEY BURGER - FIRE ROASTED	305.3 OZ		\$21.37* - 24/5.3oz		\$26.34 - 1/10lb	\$40.18 - 40/5.3oz	
64	VEGETABLE PATTY - GARDEN BURGER	48/3.4 OZ				\$55.25 - 48/3.5oz	\$64.00 - 3.5oz	
DRY STORAGE								
65	ARTICHOKE HEART QUARTER	3 KILO				\$55.02 - 6/88oz	\$50.50 - 6/8Kilo	
66	BACON BITS - IMITATION	10 #S				\$16.49	\$35.08 - 1/20lb	\$41.17 - 20#
67	BBQ SAUCE	4/1 GAL		\$30.39		\$19.24	\$34.94	
68	BEANS GARBANZO	6#10				\$24.70	\$25.35	
69	BEANS PINTO DRIED PREWASH	150 #				\$34.49	\$37.20	\$25.99
70	BREAD CRUMBS - JAPANESE	25 #				\$35.03	\$18.78	
71	CEREAL COCOA MUNCHEES	4/35oz				\$19.45	\$42.38	
72	CEREAL CORN FLAKES BULK	4/35oz				\$17.01	\$16.85 - 28oz	
73	CEREAL CRISP RICE BULK	4/35oz				\$19.45	\$16.85 - 28oz	
74	CEREAL, FROSTED FLAKES	4/28oz				\$20.04	\$17.35	
75	CEREAL, HONEY & NUT TASTEEOS	4/28oz				\$20.04	\$17.35	
76	CHICHARRONES, CRACKLING	12/10 OZ				\$36.58		
77	CRACKER SALTINE PREM	500/2 pk		\$13.17		\$16.31	\$12.04	
78	CRANBERRY DRIED			\$24.27 - 1/10lb		\$22.56 - 1/10lb	\$18.68 - 1/5lb	

**SOUTH TEXAS COLLEGE
1. FOOD AND RELATED NON FOOD PRODUCTS
PROJECT NO. 16-17-1046**

#	VENDOR		UOM	Ben E. Keith, Co.		Devin Distributing & Packaging, Inc.		Labatt Food Service		Sysco Central Texas, Inc.		Valley Grocers, LLC.	
	Description			Unit Price		Unit Price		Unit Price		Unit Price		Unit Price	
79	CROUTON CHEESE GRIC HMSTY	10/1 #	\$22.57 - 4/2.5lb					\$21.17 - 4/2.5lb		\$40.84 - 8/2.5lb			
80	CRYSRAL LITE - LEMONADE IND POUCH	4/30 CT	\$30.07					\$26.70		\$27.55			
81	CRYSTAL LITE - PEACH IND POUCH	4/30 CT						\$26.70		\$27.55			
82	DRESSING - TARTAR SAUCE	1 GAL	\$38.67 - 4/1Gal					\$10.67		\$9.15/gal			
83	DRESSING CAESAR CREAMY - MARZETI	1 GAL	\$56.29 - 4/1Gal					\$15.34		\$12.95/gal			
84	DRESSING ITAL GOLDEN	1 gal	\$35.67 - 4/1Gal					\$10.83		\$8.73/gal			
85	DRESSING MIX ITALIAN	12/7.6	\$52.37					\$37.36 - 18/6.5oz		\$49.36			
86	DRESSING MIX RANCH	18/3.2 oz	\$26.29					\$16.61		\$25.14			
87	DRESSING RASPBERRY VINIAGARETTE	1 GAL	\$27.37 - 2/1Gal					\$16.61		\$12.22/gal			
88	DRINK-CRYSTAL LITE-LEMONADE	24/16 OZ						\$38.07 - 12/2gal		\$17.59			
89	DRINK-CRYSTAL LITE-RASPBERRY ICE	24/16 OZ								\$17.59			
90	DRINK-CRYSTAL LITE-STRAW-KIWI	24/16 OZ								\$17.59			
91	DRINK-I.B.C. BLACK CHERRY							\$14.71 - 12/12oz		\$14.58 - 12/12oz			
92	DRINK-I.B.C. CHERILIMEADE									\$14.90 - 24/12oz			
93	DRINK-I.B.C. CREAM SODA		\$8.39 - 24/12oz					\$10.07 - 12/12oz		\$7.49 - 12/12oz			
94	DRINK-I.B.C. ROOTBEER		\$15.98 - 24/12oz					\$14.71 - 24/12oz		\$7.49 - 12/12oz			
95	DRINK-SODA A & W ROOT BEER	24/12 OZ	\$9.57					\$11.11		\$9.64			
96	DRINK-SODA COKE	24/12 OZ	\$13.59					\$12.78		\$12.22			
97	DRINK-SODA DIET COKE	24/12 OZ	\$13.59					\$12.78		\$12.22			
98	DRINK-SODA DIET PEPSI	24/12 OZ						\$12.47		\$11.96			
99	DRINK-SODA DR. PEPPER	24/12 OZ	\$13.59					\$12.78		\$12.22			
100	DRINK-SODA MOUNTAIN DEW		\$10.99 - 24/12oz					\$12.47 - 24/12oz		\$11.96 - 24/12oz			
101	DRINK-SODA PEPSI	24/12 OZ	\$10.99					\$12.47		\$11.96			
102	DRINK-SODA SEVEN UP	24/12 OZ	\$9.57					\$11.11		\$9.64			
103	DRINK-SODA SUNKIM.MD	24/12 OZ						\$11.11		\$9.64			
104	DRINK-V8 JUICE-BRY BRY BLEND	12/16 OZ	\$11.89					\$14.68 - 24/11.5oz		\$11.42			
105	DRINK-V8 JUICE-STRAW-KIWI	12/16 OZ	\$11.89					\$14.68 - 24/11.5oz		\$11.42			
106	DRINK-V8 JUICE-TROPICAL BLEND SPLASH	12/16 OZ						\$14.68 - 24/11.5oz		\$11.42			
107	DRINK-V8 VEGETABLE PLASTIC BTL	24/12 OZ	\$26.89							\$24.96			
108	GRAVY MIX CHKN RSTD	6/14 oz	\$22.09					\$28.54 - 8/12oz		\$24.58			
109	GRAVY MIX CNTRY STYLE	6/1.5 #	\$20.68					\$17.52 - 6/24oz		\$15.84			
110	GREEN BEANS - VERI-GREEN CUT	6/10	\$27.57					\$26.25		\$25.48			
111	HONEY-YOUNGBLOOD	4 Lb						\$20.67 - 1/6lb		\$16.56 - 5lb			
112	HOT DOG BUNS	144/1.5	\$14.39 - 8/12ct					\$29.10		\$23.72 - 12/12ct			
113	JELLY ASSORTED 100 GRAPE / 100 STRAW	200/12oz	\$11.37					\$15.40		\$13.84			\$15.85
114	JELLY GRAPE	200/12oz	\$10.37					\$12.87		\$11.18			
115	JELLY GRAPE CONCORD FOR PB&J		\$12.87 - 200/12oz							\$46.06 - 6/10#			
116	JELLY STRAWBERRY	200/12 OZ	\$14.18					\$16.49		\$15.36			

**SOUTH TEXAS COLLEGE
1. FOOD AND RELATED NON FOOD PRODUCTS
PROJECT NO. 16-17-1046**

#	VENDOR		UOM	Ben E. Keith, Co.	Devin Distributing & Packaging, Inc.	Labatt Food Service	Sysco Central Texas, Inc.	Valley Grocers, LLC.
	Description	Unit Price		Unit Price	Unit Price	Unit Price	Unit Price	Unit Price
117	JUICE LEMON PLAS	4/1 GAL	\$30.49			\$35.63	\$21.50	
118	KETCHUP DISPENSER PACK	3/1.5 Gal	\$27.77 - 2/1.5Gal			\$19.59 - 2/1.5gal	\$25.68 -2	
119	KETCHUP PACKET	1000	\$20.57			\$18.07	\$20.32	\$21.40
120	LEMONADE DRINK-MIX	12/2 Gal	\$28.98 - 12/24oz			\$16.96	\$16.48	
121	MARGERINE LIQUID	2/2.25 Gal				\$33.18 - 2/17.5lb	\$34.69	
122	MAYO DISPENSER PACK	2/1.5 GAL	\$48.09			\$31.14	\$45.35	
123	MAYO PACKET	200/12g	\$18.09			\$8.49	\$47.44	\$11.58
124	MAYONNAISE HEAVY DUTY	4/1 gal	\$26.67			\$27.83	\$24.05	\$39.44
125	MUSTARD	Gal	\$12.07			\$4.56	\$22.34	\$4.96
126	MUSTARD DISPENSER	2/1.5 Gal	\$22.58			\$30.32	\$16.48	
127	MUSTARD PACKET	500/5.5 gm	\$12.78			\$6.68	\$13.56	\$9.38
128	NUTS - SUNFLOWER SEED		\$18.39 - 3/2lb			\$18.25	\$17.35 - 3/2lb	
129	CEREAL OATMEAL OATS	1230oz	\$67.88					
130	OATMEAL-ROLLED OATS	42 OZ				\$3.51	\$36.65	
131	OIL CAN - HIGH HEAT CANOLA	6/17OZ	\$36.19* - 6/20.5oz			\$23.13	\$25.82	
132	OIL OLIVE BLEND 75/25 COLAVITA	6/1 GAL	\$65.38*			\$49.31	\$62.18	
133	OIL OLIVE XVRGN ITALIAN	1 gal	\$32.28*			\$26.15	\$23.79	
134	OLIVE KALAMATA PITTED	2 KILO	\$20.27			\$18.54	\$47.89 - 1/9lb	
135	OLIVES BLACK RIPE SLICED	1 # 10	\$9.39			\$7.52	\$36.28	
136	PACKETS PEPPER		\$19.98 - 3/1000			\$11.01 - 1/3000ct	\$26.26 - 6/1000ct	\$12.80
137	PACKETS SALT		\$7.87 - 3/1000			\$6.99 - 1/3000ct	\$11.28 - 6/1000ct	\$5.95 - 3/1000
138	PANCAKE MIX		\$26.09 - 6/5lb			\$23.67 - 6/5lb	\$24.14 - 6/5lb	
139	PASTA - ANGEL HAIR		\$19.77 - 2/10lb			\$18.76 - 2/10lb	\$21.67 - 4/5lb	
140	PASTA - CAVATAPI	20 #S	\$25.28 - 20/16oz			\$20.06	\$21.88	
141	PASTA PENNE RIGATE 2/10#S	2/10#S	\$20.67			\$20.06	\$23.84	
142	PASTA SPAGHETTI	2/10 #	\$20.18			\$17.20	\$21.20	
143	PEANUT BUTTER	5#	\$57.69 - 6/5lb			\$10.10	\$58.12	
144	PEPPER CHIPOTLE HOT	24/7 oz	\$20.88 - 12/7oz			\$35.41	\$32.02	
145	PEPPER JALAPENOS POUCH PAK	6/100 OZ	\$19.78 - 6/6.6lb			\$27.25 - 6/7lb	\$30.94 - 6/7lb	
146	PEPPERONCINI GREEK	4/1 gal	\$31.88			\$25.09	\$30.69	
147	PEPPERS FIRE ROASTED RED BELLS	6 # 10	\$36.58 - 6/3kg			\$34.11 - 6/3kg	\$71.35	
148	RAISIN-SEEDLESS	15 OZ	\$44.79 - 24/15oz			\$3.25	\$42.90	
149	RICE PARBOILED PERFECT	150 #	\$18.68			\$11.52 - 1/25lb	\$24.06	
150	SALT KOSER	1/3LB	\$17.59 - 12/3lb			\$3.32	\$1.68ea	
151	SAUCE - CHEDDAR CHEESE GHEL	6#10	\$35.37*			\$31.56	\$35.88	\$42.34
152	SAUCE CHILLI-HOT DOG	6/10#	\$54.39			\$40.81	\$26.17	
153	SAUCE SWEET & SOUR	1 GAL	\$16.99			\$16.06	\$15.79	
154	SHORTENING FRY LIQ CREAMY	1/35 #	\$21.97*			\$22.41	\$25.70	

**SOUTH TEXAS COLLEGE
1. FOOD AND RELATED NON FOOD PRODUCTS
PROJECT NO. 16-17-1046**

#	VENDOR		UOM	Ben E. Keith, Co.	Devin Distributing & Packaging, Inc.	Labatt Food Service	Sysco Central Texas, Inc.	Valley Grocers, LLC.
	Description	Unit Price		Unit Price	Unit Price	Unit Price	Unit Price	
155	SPICE CUMIN GROUND	16 OZ	\$4.67 - 14oz			\$6.58	\$4.32 ea- 14oz	
156	SPICE FAJITA SEASONING		\$28.57 - 1/5lb			\$5.13 - 1/14oz	\$67.98 - 6/30oz	\$26.99 -8lb jar
157	SPICE GARLIC GRANULATED	6.5#	\$15.18 - 1.5lb			\$29.05 - 1/5.5lb	\$23.49 - 6.5lb	\$24.40 -5#
158	SPICE GARLIC POWDER	1.25 LB	\$35.47 - 5lb			\$9.78 - 1/19oz	\$11.07 - 2/1oz	
159	SPICE OREGANO LEAF WH	1 LB	\$25.98 - 1/24oz			\$5.68 - 1/5oz	\$24.80 - 1.5lb	
160	SPICE PAPRIKA	5 LB	\$25.37			\$33.25 - 1/5.5lb	\$40.14 - 5.25lb	\$12.84 - 4.5lb
161	SPICE PARSLEY FLAKE	10 oz	\$24.17 - 1/1lb			\$10.73 - 1/69lb	\$13.26	
162	SPICE PEPPER WHITE	18 oz	\$21.69				\$23.42	
163	SPICE PEPPER BLACK GRND	4.25#	\$42.48 - 1/5lb			\$36.34	\$38.40 - 5lb	\$36.57
164	SPICE PEPPER CAYENNE	16 OZ	\$8.78 - 14oz			\$7.14	\$8.15 - 14oz	
165	SPICE PEPPER RED CRUSHED		\$9.48 - 1/13oz			\$28.53	\$8.83 - 6/13oz	
166	SPICE SEASONED SALT	25 #	\$16.38 - 1/5lb			\$37.79	\$29.24 - 25#	
167	SUGAR - CONFECTIONER 6X	25 #	\$38.29 - 1/50lb			\$22.85	\$20.88	
168	SUGAR - EQUAL - INDULGE SUB PACKET	2000/indiv	\$29.58			\$21.33	\$27.35	
169	SUGAR - PACKET	2000/1/10oz	\$13.98 - 2000/2.8gm			\$15.76	\$12.20	\$10.55
170	SUGAR - SLENDA - YELLOW SUB		\$33.69 - 2000			\$21.33 - 2000/1gm	\$31.10 - 2000ct	
171	SUGAR - SWEET & LOW		\$19.58 - 2000			\$16.22 - 1/2000ct	\$28.26 - 2000ct	\$13.27 - 1500/cs
172	SUGAR BROWN LIGHT		\$22.09 - 12/2lb			\$27.43 - 12/2lb	\$20.55 - 25lb	
173	SYRUP PANCAKE & WAFFLE	4/1 gal	\$25.19			\$24.72	\$22.97	
174	TEA - INSTANT W/LEMON & SUGAR	1/2 Gal	\$16.58 - 12/1/6oz				\$43.05 - 24/12oz	
175	TEA - RASPBERRY ICE		\$23.37 - 32/3oz			\$31.85 - 24/1.25oz	\$40.83 - 1/2.5gal	
176	TEA - TENDER LEAF TEA BAG		\$35.17 - 32/3oz			\$15.18 - 32/3oz	\$33.85 - 24/3oz	
177	TOMATO DICED FIRE ROASTED	6/ # 10	\$36.49			\$31.97	\$34.92	
178	TOMATO DICED IN JCE 1/4 IN CASA SOLANO	6/ # 10	\$21.99			\$23.11	\$20.94	
179	TOMATO PASTE-HEINZ	6/ # 10	\$34.38			\$34.59	\$35.46	
180	TOMATO SAUCE FCY CAL	6/ # 10	\$21.29			\$22.54	\$22.26	\$20.31
181	TOMATO WHL PLD IN JUICE XSTD	6/ # 10	\$17.49*			\$21.77	\$22.42	\$17.50
182	TUNA OHUNK LIGHT IN H2O	6/#5	\$64.07 - 6/66.5oz			\$43.36 - 6/66.5oz	\$59.28	
183	WATER BOTTLED SPRING 16.9 OZ	32/35/16.9 OZ	\$4.17 - 24/16.9oz			\$7.32 / 35/16.9oz	\$5.90	\$4.76 - 32/16.9oz
184	WATER BOTTLED SPRING-LITER	18/1LTR	\$11.79 - 12/1Ltr			\$10.95 / 15/1Ltr	\$10.88	\$6.45 - 15/1Ltr
COFFEE SUPPLIES								
185	CAPPUCCINO - COCOA MIX SUPREME	6/2 LB	\$47.18			\$55.93	\$47.46	
186	COFFEE CAPPUCCINO FRENCH VANILLA	6/2 LB	\$45.99			\$53.70	\$47.42	
187	COFFEE GROUND FRENCH ROAST	9/2.5 OZ	\$42.79 - 2/2/2.66oz			\$88.65 - 128/1.5oz	\$119.92 - 96	
188	CUP FOAM 12 OZ THIN WALL PRNTD	10/100 CT	\$27.98			\$46.75 - 1/1000ct	\$38.96 - 50/20ct	
189	CUP FOAM TROPHY 16 OZ	15/50 CT	\$39.88			\$60.35 - 1/1000ct	\$46.75 - 40/25ct	
190	FILTERS	500	\$9.09			\$9.13 - 1/1000ct	\$8.80	
191	LIDS PLASTIC DOME GOURMET WHT 12 & 16 OZ					\$27.65 - 10/100ct	\$25.25	

**SOUTH TEXAS COLLEGE
1. FOOD AND RELATED NON FOOD PRODUCTS
PROJECT NO. 16-17-1046**

#	VENDOR Description	UOM	Ben E. Keith, Co.		Devin Distributing & Packaging, Inc.		Labatt Food Service		Sysco Central Texas, Inc.		Valley Grocers, LLC.	
			Unit Price	Unit Price	Unit Price	Unit Price	Unit Price	Unit Price	Unit Price	Unit Price	Unit Price	Unit Price
PAPER & PLASTIC												
192	BAG PLASTIC T-SAK	1000/11*6	\$32.09	\$14.00			\$19.16 - 1000/11x6x22		\$16.65			\$14.88
193	BOX-SANDWICH LUNCH BOX 9X6X3	250	\$46.78				\$88.69 - 1/200ct		\$35.22 - 9x5x3			\$28.57
194	CONTAINER HINGED CLEAR 1 COMP 8"	200	\$15.99	\$47.59			\$49.44 - 250/1ct		\$40.57			\$38.00
195	CONTAINER HINGED CLEAR 6" 1 COMP	500	\$26.87	\$48.83			\$47.46		\$45.22			\$48.86
196	CONTAINER HINGED FOAM 5.75X5.75X3 1 COMP	500	\$25.07	\$21.67			\$24.62		\$37.64 - 504			\$48.86
197	CONTAINER PIE WDG	2/125	\$69.68				\$88.56 - 504/5.4x5.4		\$111.50 - 8/63ct			\$44.20
198	CONTAINER PLAST HNG CLEAR 1 COMP	250/9.5*9*2.7	\$59.99 - 100/9x6x3	\$47.59			\$49.39 - 200/1ct		\$60.84			\$44.20
199	CONTAINER PLAST HNG CLEAR 3 COMP	200/9*9*3	\$71.67 - 200/9x9x3				\$51.80 - 200/1ct		\$69.44			\$44.20
200	CONTAINER STYRO HNG WHITE 3 COMP 9X9X3	150	\$15.58 - 2/100/9x6x3	\$11.81			\$21.05 - 200/1ct		\$20.92			\$14.70
201	CUP FOAM STYRO 10 OZ	1000	\$23.37 - 40x25	\$20.63			\$30.11		\$21.09			\$16.86
202	CUP FOOD CONTAINER SQUAT 16 OZ	1/500 CT	\$24.79 - 20x25	\$22.89			\$31.54		\$20.53			\$21.94
203	CUP FOOD CONTAINER SQUAT 8 OZ	20/50 CT	\$29.37	\$32.16			\$25.54		\$30.45			\$29.98
204	CUP PLASTIC CLEAR PET 12 OZ (FRUIT)		\$33.17	\$55.67			\$57.70		\$102.48 - 24/40ct			\$50.44 - 1000/cs
205	CUP PLASTIC CLEAR PET 20 OZ	10/50 CT		\$71.97			\$51.74 - 1/600ct		\$118.60			\$66.47 - 20/50ct
206	CUP PLASTIC TRANSLUCENT 10 OZ	25/100	\$44.47 - 20x50				\$90.85 - 1500/1ct		\$83.76			\$30.36 - 1000/16oz
207	CUP PLASTIC TRANSLUCENT 16 OZ	960/16 OZ	\$45.37 - 20x50				\$54.18 - 1/1000ct		\$55.96			\$39.41
208	CUP SQUAT 9 OZ	1000	\$64.87-20x50	\$53.38			\$57.78		\$88.27			\$46.41 - 5000/cs
209	CUP-SOUFFLE PLAS PORTION TRANS 1 oz		\$32.28 - 10x25	\$20.17 - 2500			\$29.30 - 12/200ct		\$40.86 - 10/250ct			\$25.89
210	CUP-SOUFFLE PLAS PORTION TRANS 2 oz	10/250 ct	\$41.18 - 10x250	\$24.56			\$25.84 - 2400/2oz		\$40.66 - 12/200ct			\$24.70
211	CUP-SOUFFLE PLASTIC LIDS FOR 2 OZ	24/100 ct	\$34.68 - 25x100	\$24.56			\$23.20 - 12/200ct		\$45.68			\$14.58
212	FILM PVC ROLL 2000 FT	1/18 in	\$20.98				\$16.07 - 1/18x2000		\$27.23			\$17.96
213	FOIL ALUMN ROLL HVY DUTY 18X500	18*500'	\$34.79	\$19.25			\$25.57 - 1/1ct		\$28.56			\$49.41
214	FOIL SHEETS 12X10.75 SILVER	6/500	\$61.18 - 12x200	\$58.21			\$66.30		\$104.80 - 12/200ct			\$32.25 - 1/100ct
215	FUEL CANNED HT STERNO W/WICK	24/6HR	\$35.37				\$40.68 - 24/7.14oz		\$46.00			\$4.63
216	GLOVE LATEX PWD FREE LG	4/100 ct	\$32.78	\$46.39			\$41.23 - 10/100ct		\$46.09			\$2.85 - 1/50
217	GLOVES - ROYAL, POLY LG EMBOSSED	10 / 100		\$4.25			\$6.81		\$20.49 - 4/1500ct			\$11.31 - Black
218	HAIRNET BEARD PROTECTOR	1/100		\$2.69			\$5.84		\$35.13 - 10/100ct			\$19.07
219	HAIRNET LARGE SIZE DK BROWN	144 ct	\$16.07	\$11.91			\$8.84		\$13.78			\$32.94 - Dome
220	KIT CUTLERY HVY K. F. S. SP. HVY WT	250/CS	\$15.49	\$16.23			\$13.16		\$64.36			\$50.99
221	LID FOOD CONTAINER SQUAT 8 OZ & 16 OZ	10/100 CT	\$14.98	\$21.97			\$32.96 - 1000/1ct		\$20.45			\$32.94 - Dome
222	LID FOR 12 OZ PET CUP (FRUIT)			\$26.60			\$27.98 - 1/1000ct		\$60.00 - 15/75ct			\$28.98
223	NAPKIN - EXPRESSNAP BROWN	6000		\$44.20			\$61.41 - 12/500ct		\$50.99			\$36.49 - 8016
224	NAPKIN - EXPRESSNAP WHITE		\$56.37 - 24/250				\$35.53 - 8000/9x12		\$36.49 - 8016			\$58.36
225	NAPKIN - North River - 9x12 LOWFOLD	8000		\$46.20			\$12.55 - 250ct		\$39.02			\$33.62
226	NAPKIN - TORX EXPRESSNAP WHT	6000		\$16.43			\$10.43 - 1/250ct		\$33.62			
227	PAN LINER BAG 1/2 HOTEL PAN	250/24x17"	\$30.67 - 250/23.5x17									
228	PAN LINER BAG 1/3 HOTEL PAN	250/ 18x14"	\$40.08 - 1/250	\$11.79								

**SOUTH TEXAS COLLEGE
1. FOOD AND RELATED NON FOOD PRODUCTS
PROJECT NO. 16-17-1046**

#	VENDOR Description	UOM	Ben E. Keith, Co.	Devin Distributing & Packaging, Inc.	Labatt Food Service	Sysco Central Texas, Inc.	Valley Grocers, LLC.
			Unit Price	Unit Price	Unit Price	Unit Price	Unit Price
229	PAN LINER SHEETS 16.38x24.38	1000 CT	\$30.67	\$29.41	\$30.85	\$39.02	\$28.65
230	PIZZA BOX CORRUGATED	50	\$15.07		\$11.85 - 68oz	\$12.30	
231	PLASTIC WARE - FORK HVY	1000	\$25.58	\$22.45	\$16.97	\$37.48	
232	PLASTIC WARE - FORK	1000	\$7.19	\$7.19	\$7.46	\$5.93	\$6.55 - Medium Weight
233	PLASTIC WARE - KNIFE	1000	\$7.19	\$7.19	\$7.27	\$5.93	\$6.55 - Medium Weight
234	PLASTIC WARE - SOUP SPOON	1000	\$7.19	\$7.19	\$7.70	\$23.32	\$6.55 - Medium Weight
235	PLASTIC WARE - FORK - REFLECTIONS	600			\$45.50	\$45.38	
236	PLASTIC WARE - KNIFE HVY	1000	\$25.58	\$22.45	\$16.96	\$34.40	
237	PLASTIC WARE - SOUP SPOON HVY	1000	\$20.87	\$22.45	\$7.70		\$10.781 - Medium Weight
238	PLATE FOAM 9" Laminated White	500/cs	\$20.87		\$24.82	\$38.20	\$21.69
239	PLATE FOAM 9" Non-Laminated White	500	\$20.87	\$15.71	\$21.54	\$23.32	\$16.99
240	PLATE FOAM BLACK 7"	900	\$46.99 - 8x125		\$57.57	\$44.72 - 1000ct - 6"	
241	PLATE PLASTIC BLACK 9"	400	\$75.67 - 4x125		\$131.80 - 1/500ct	\$115.00	\$39.36 - 500ct - 10"
242	SKEWERS 4.5-5"	1/1000			\$4.45	\$47.95	
243	STIRRER PLAS STRPD 5 1/4	10/1000	\$18.47		\$13.44	\$27.62 - 8	\$15.50
244	STRAWS 7.75 JUMBO CLR UW	24/500	\$13.17 - 4/500	\$38.44	\$38.56	\$46.50 - 12	\$35.00
245	THERMAL REGISTER PAPER	50 Rolls	\$28.87	\$53.33	\$54.64	\$77.36	\$41.50 - 31/8 x 220
246	TOOTHPICK FRILLS 4"	1/1000	\$2.49		\$4.33	\$27.39	\$3.30
247	TOOTHPICK WOOD ROUND	24/800	\$15.18		\$11.78	\$17.43 - 12/1000ct	\$14.38
248	TONG UTILITY STAINLESS	1	\$1.87		\$3.70	\$1.76	
249	TONGS 9" BLACK DISPOSABLE				\$45.49 - 1/48ct	\$11.80 - 1/6ct	
250	TOWELETTES MOIST	1000	\$12.48 - 10x100	\$15.85 - 500	\$9.73	\$13.69	
251	TRAY FOOD 1 LB	4/250 CT	\$23.49	\$17.70	\$20.11	\$15.39	\$15.50
252	TRAY FOOD 3 LBS	2/250	\$19.08	\$14.80	\$18.51	\$19.65	\$14.31
253	TRAY PLASTIC ROUND 12"	36	\$60.67		\$13.08 - 1/25ct	\$57.90	
254	TRAY PLASTIC ROUND 16"	36	\$61.88		\$23.47 - 1/25ct	\$80.99	
255	WRAP DOILIE DELI 5.5X5.5	1/1000	\$13.39		\$6.57	\$9.59	\$115.27-10/1000-5" Round
256	WRAP FOIL PAPER INS 10.5X13 "Q-TACO"			\$58.12 - 2000ct	\$15.13 - 1/500ct	\$37.75 - 1/1000ct	
257	WRAP FOIL PAPER INS 12X12 "Tacos"	1000		\$51.77 - 2000ct	\$46.00 - 4/500ct	\$24.34	\$14.02 - 500ct
258	WRAP FOIL PAPER INS 14X16 "BURGERS"				\$37.07 - 2/500ct	\$84.79 - 2/500ct	
DISHROOM							
259	DETERGENT - SINK KITTER PINK	4/1 GAL	\$20.57	\$20.75	\$23.76	\$21.68	\$17.94
260	ECOLAB - DETERGENT - SOLID POWER	4/9 #				\$214.76	
261	ECOLAB - RINSE AID - SOLID BRILLIANCE	2/2.5 #			\$152.34	\$316.66	
262	GRILL BRICK 3.5 INCH	1	\$17.07	\$15.00	\$15.23 - 1/12ct	\$20.38	\$15.47
263	LIME-AWAY	4/1 GAL		\$26.14		\$99.59	\$23.14
264	SCOUR PAD-HVY DTY-GRN NYLON	1/10 CT	\$6.49 - 1/15ct		\$3.33	\$11.55 - 18ct	\$1.80
265	STAINLESS STEEL SPONGE	1/12 CT	\$18.79	\$3.77	\$4.43	\$20.79	\$3.39

**SOUTH TEXAS COLLEGE
1. FOOD AND RELATED NON FOOD PRODUCTS
PROJECT NO. 16-17-1046**

VENDOR		UOM	Ben E. Keith, Co.	Devin Distributing & Packaging, Inc.	Labatt Food Service	Sysco Central Texas, Inc.	Valley Grocers, LLC.
#	Description		Unit Price	Unit Price	Unit Price	Unit Price	Unit Price
266	WATER SOFTENING SALT	1/50#	\$9.07		\$9.89	\$8.65	
WALK IN COOLER							
267	ALFREDO SAUCE POUCH PACK	4/96 oz	\$72.79 - 6/64oz		\$57.84 - 6/#4	\$73.10	
268	BASIL PESTO SAUCE	1/80 OZ	\$40.98 - 3/30oz		\$11.54	\$38.46	
269	BUTTER SPREAD PORTIONS	900/5GR	\$51.97* - 800/27pz		\$21.09	\$44.90 - 936	
270	BUTTERMILK	1 QT	\$3.18* - 1/2 Gal		\$3.66	\$2.69	
271	CHEESE - EXTRA MELT AMER LOAF	6/5 #	\$83.39*		\$64.94	\$84.28	
272	CHEESE AMERICAN 160 SLICE	4/5#	\$44.07*		\$78.40 - 6/5lb	\$50.08	
273	CHEESE AMERICAN 160 SLICE	5#	\$13.68*		\$12.77	\$12.52	
274	CHEESE CHRDR & JACK SHREDDED	5#	\$27.18* - 2/5lb		\$14.53	\$14.26	
275	CHEESE CREAM PORTIONS	100/1 OZ	\$21.07*		\$19.37	\$23.83	
276	CHEESE CREAM WHIPPED SPREAD	4/3 LB			\$30.49	\$55.00 - 6/3lb	
277	CHEESE FETA CRUMBLES	4/2.5 LB	\$30.17*		\$33.06 - 2/5lb	\$32.74	
278	CHEESE MOZZ SHREDDED	5#	\$12.69*		\$57.44 - 4/5lb	\$13.48	
279	CHEESE PARMESAN-GRATED	5 #	\$40.67* - 2/5lb		\$22.26	\$21.72	
280	CHEESE PARMESAN-SHREDDED	5 #	\$24.87*		\$22.84	\$20.63	
281	CHEESE QUESO FRESCO	5#	\$20.88*		\$5.10**	\$5.49/lb	
282	CHEESE SLICED - CHEDDAR 120 SLI	5 #	\$56.67* - 4/5lb		\$38.44 - 8/1.5#	\$39.96 - 8/1.5lb	
283	CHEESE SLICED - PEPPER JACK 120 SLI	5#	\$43.49* - 8/1.5lb		\$56.13 - 8/1.5lb	\$16.95	
284	CHEESE SWISS SLICES 160 ct	5 #	\$47.08* - 10/1lb		\$12.77	\$60.50 - 8/1.5lb	
285	CREAM HEAVY 38%	1 QT	\$4.29*		\$6.50	\$4.58 - 32oz	
286	CREAMER FRENCH VANILLA	288/5 OZ	\$14.89* - 180/3/8oz		\$20.29	\$18.65	
287	CREAMERS NON DAIRY	400 3/8 oz	\$8.19*		\$14.45	\$16.86	
288	EGG HARD BOILED WHL PEEL PELLOW	8*24 CT	\$28.17* - 12/12ct		\$17.28 - 6/12ct	\$34.44 - 12/12ct	
289	EGGS GRADE AA X-LARGE	15 DZ	\$16.99*		\$24.80	\$18.10	\$22.00
290	EGGS GRADE A MEDIUM	15 DZ	\$13.27*		\$21.53	\$13.79	\$19.50
291	HAM BLACK FOREST	2/8.75#	\$3.49* - 2/9-11CW		\$3.23**	\$3.59/lb	
292	UNSALTED BUTTER BLOCKS	30#			\$108.85 - 36/1lb	\$96.95	
293	MARGARINE BLOCKS	30/1#	\$19.57*		\$18.55	\$19.90	
294	MILK CHOCOLATE PINT	12/16 OZ	\$18.88* - 20/pt		\$14.05 - 12/1pt	\$19.42	
295	MILK SKIM	50/5 PINT	\$8.67* - 25/5pt			\$9.25 - 25	
296	MILK WHOLE	4/1 GAL	\$19.97*			\$19.80	
297	ORANGE JUICE 16 OZ	12/16 OZ	\$53.19* - 12/32oz			\$15.60	
298	PICKLE DILL RELISH	1 GAL	\$6.78		\$7.26	\$6.92	
299	PICKLE DILL SLICES K	5 Gal	\$20.37		\$18.75	\$31.38	
300	PICKLE SPEARS 200-260	5 GAL			\$29.41	\$33.45	
301	PICKLE SWEET RELISH	1 GAL	\$7.59		\$8.76	\$7.79	
302	POTATO DICED BRKFST FRESH XL	2/10#	\$18.49		\$17.82	\$15.76	

**SOUTH TEXAS COLLEGE
1. FOOD AND RELATED NON FOOD PRODUCTS
PROJECT NO. 16-17-1046**

#	VENDOR		UOM	Ben E. Keith, Co.		Devin Distributing & Packaging, Inc.		Labatt Food Service		Sysco Central Texas, Inc.		Valley Grocers, LLC.	
	Description			Unit Price		Unit Price		Unit Price		Unit Price		Unit Price	
303	SALAD MACARONI - ORG RECIPE	10#	\$20.37*	-1/12lb				\$12.62	- 1/8lb		\$16.82		
304	SALAD POTATO HMSTY	10#	\$19.69*	- 12lb				\$14.17	- 1/8lb		\$34.15	- 8	
305	SOUP BASE CHICKEN REAL	1/25 #	\$46.68					\$59.23			\$60.25		
306	SOUP BASE VEGETABLE	6/1 #	\$25.28					\$44.48	- 12/1lb		\$27.99		
307	TOMATO SUNDRIED IN OIL	6/24OZ	\$54.17										
308	TOMATO SUNDRIED JULIANNE	5 LB									\$29.43		
309	TORTILLA FLOUR RAW - 7 INCH		\$18.58	- 12/20ct				\$22.03	- 24/12ct		\$35.60	- 10/25ct 8.5"	
310	TURKEY BRST.MSQT SMKD	2/7/2008	\$3.99*	-2/8-10cw							\$4.75/lb	- 2/7-8#av	
311	TURKEY COMBO PACK. SAL. HAM. BOL	12 / 1 #	\$31.07*					\$39.90			\$35.44		
312	YOGURT BLUEBERRY	126 OZ	\$9.68*					\$7.49	- 12/5.3oz		\$8.12		
313	YOGURT CHERRY VAN	126 OZ	\$9.49*					\$7.49	- 12/5.3oz		\$8.30		
314	YOGURT PEACH LIGHT	126 OZ	\$9.49*	- 12/5.3oz				\$7.49	- 12/5.3oz		\$8.12		
315	YOGURT RASPBERRY	126 OZ						\$7.49	- 12/5.3oz		\$8.12		
316	YOGURT STRAWBERRY		\$9.68*	- 12/6oz				\$7.49	- 12/5.3oz		\$8.12	- 12/6oz	
317	YOGURT STRAWBERRY BANANA	126 OZ	\$9.68*								\$8.12		
PRODUCE ORDER													
318	APPLE GRANNY SMITH *	10 LB	\$39.57*	- 88ct					Priced Weekly		Market		
319	APPLE RED	5 #							Priced Weekly		Market		
320	APPLE SLICES								Priced Weekly		Market		
321	ASPARAGUS	11/1#	\$42.78*						Priced Weekly		Market		
322	AVOCADO 12 CT	12 CT	\$26.79*	- 24ct					Priced Weekly		Market		
323	AVOCADO 48 CT	LUG	\$38.39*	- 48ct					Priced Weekly		Market		
324	BANANA QUAD PACK *	10 LB	\$7.07*						Priced Weekly		Market		
325	BANANAS	40 #	\$23.27*						Priced Weekly		Market		
326	BASIL BULK 1LB	1 LB	\$8.87*						Priced Weekly		Market		
327	BEETS		\$19.09*	- 1/25lb					Priced Weekly		Market		
328	BROCCOLI, CROWN	20 LB	\$27.82*						Priced Weekly		Market		
329	BROCCOLI, FLORETS	3 #	\$21.17*	- 4/3lb					Priced Weekly		Market		
330	CABBAGE GREEN	50#	\$5.57*						Priced Weekly		Market		
331	CABBAGE GREEN SACK	50 #							Priced Weekly		Market		
332	CABBAGE RED	2 CT	\$9.58*	- 3-4ct					Priced Weekly		Market		
333	CANTALOUPE *	3 CT	\$10.77*						Priced Weekly		Market		
334	CANTALOUPE 12CT	4 CT	\$25.58*	- 15ct					Priced Weekly		Market		
335	CARROT MINI *	5 LB	\$11.89*	- 2/5lb					Priced Weekly		Market		
336	CARROT SHREDDED	5 LB	\$12.08*	- 2/5lb					Priced Weekly		Market		
337	CARROT STICK BRICK PAK	5 LB	\$11.89*	- 2/5lb					Priced Weekly		Market		
338	CAULIFLOWER FRESH 12CT	3 CT	\$22.87	- 12ct					Priced Weekly		Market		
339	CELERY *	6 CT	\$13.79*						Priced Weekly		Market		

**SOUTH TEXAS COLLEGE
1. FOOD AND RELATED NON FOOD PRODUCTS
PROJECT NO. 16-17-1046**

#	VENDOR		UOM	Ben E. Keith, Co.		Devin Distributing & Packaging, Inc.		Labatt Food Service		Sysco Central Texas, Inc.		Valley Grocers, LLC.	
	Description			Unit Price		Unit Price		Unit Price		Unit Price		Unit Price	
340	CELERY STICKS BRICK PACK		5 LB	\$11.19*				Priced Weekly		Market			
341	CILANTRO *		5 CT	\$7.48* - 1lb				Priced Weekly		Market			
342	CUCUMBER SELECT *		5 LB	\$8.99*				Priced Weekly		Market			
343	EGGPLANT			\$15.77* - 18ct				Priced Weekly		Market			
344	GARLIC WHOLE PEELLED 5# *		5 LB	\$23.98*				Priced Weekly		Market			
345	GINGER ROOT		1 LB	\$11.97* - 5lb				Priced Weekly		Market			
346	GRAPES RED SEEDLESS		5/3 LB	\$31.37* - 1/19lb				Priced Weekly		Market			
347	GRAPES RED SEEDLESS *		2 CT	\$13.19* - 5lb				Priced Weekly		Market			
348	GRAPES WHITE SEEDLESS *		2 CT	\$16.48* - 1/5lb				Priced Weekly		Market			
349	HONEYDEW *		2 CT	\$13.49* - 3ct				Priced Weekly		Market			
350	HONEYDEW MELONS 8-9 CT		4/2 CT	\$25.88* - 8ct				Priced Weekly		Market			
351	LEMONS 40LBS*		40 LBS	\$35.67* - 35lb				Priced Weekly		Market			
352	LEMONS 5LBS*		5 LB	\$15.57* - 7lb				Priced Weekly		Market			
353	LETT SALAD MIX/COLOR *		5 LB	\$22.67* - 4/5lb						Market			
354	LETT SALAD MIX/COLOR SEP		5 LB					Priced Weekly		Market			
355	LETTUCE CHOP ROMAINE		6/2#	\$7.18* - 6/2#				Priced Weekly		Market			
356	LETTUCE FINE SHRED *		1/5 LB	\$11.17* - 2/5lb				Priced Weekly		Market			
357	MANGO SLICES IN SYRUP			\$21.17* - 12/15oz				Priced Weekly		Market			
358	MUSHROOM SLICED		10 LB	\$22.18*				Priced Weekly		Market			
359	MUSHROOM WHOLE		10 LB	\$19.17*				Priced Weekly		Market			
360	ONION GREEN MEDIUM		12 CT	\$8.49* - 1/2lb				Priced Weekly		Market			
361	ONION JUMBO YELLOW US#1		1/50 LB	\$19.58*				Priced Weekly		Market			
362	ONION RED JUMBO 13LB		13 LB	\$17.29* - 1/25lb				Priced Weekly		Market			
363	ONION WHITE		1/50 LB	\$34.68*				Priced Weekly		Market			
364	ORANGE FANCY		5#	\$14.07* - 22ct				Priced Weekly		Market			
365	PEPPER BELL GREEN MEDIUM		5/5 LB	\$10.47* - 1 1/9B				Priced Weekly		Market			
366	PEPPER BELL GRN CHOICE*		5 LB	\$7.89*				Priced Weekly		Market			
367	PEPPER BELL RED CHOICE		5/5 LB	\$14.28* - 1 1/9B				Priced Weekly		Market			
368	PEPPER BELL RED CHOICE *		1/5 LB	\$8.49*				Priced Weekly		Market			
369	PINEAPPLE 5-8 CT			\$22.07*				Priced Weekly		Market			
370	POTATO RED B SMALL 4 OZ		50 LB	\$30.39*				Priced Weekly		Market			
371	SERRANO PEPPERS		30 #	\$21.59* - 35-40lb				Priced Weekly		Market			
372	SERRANO PEPPERS		5#	\$9.29*				Priced Weekly		Market			
373	SHALLOTS 5 LB *		5 LB	\$10.77*				Priced Weekly		Market			
374	SLICED TOMATOES DQ		5 LB					Priced Weekly		Market			
375	SPRING MIX		3 LB	\$8.89*				Priced Weekly		Market			
376	SQUASH YELLOW MEDIUM		5 LB	\$18.87* - 1/10lb				Priced Weekly		Market			

**SOUTH TEXAS COLLEGE
1. FOOD AND RELATED NON FOOD PRODUCTS
PROJECT NO. 16-17-1046**

#	VENDOR		UOM	Ben E. Keith, Co. Unit Price	Devin Distributing & Packaging, Inc. Unit Price	Labatt Food Service Unit Price	Sysco Central Texas, Inc. Unit Price	Valley Grocers, LLC. Unit Price
	Description							
377	STRAWBERRIES	1 LBS	\$22.67* - 2/4lb			Priced Weekly	Market	
378	SWEET POTATO					Priced Weekly	Market	
379	TOMATO CHERRY 12 PINT	6 PINTS	\$25.07* - 1/10lb			Priced Weekly	Market	
380	TOMATO COOKER	25 LB	\$12.57*			Priced Weekly	Market	
381	WATERMELON 2 CT	2 CT	\$10.17* - 1ct			Priced Weekly	Market	
382	ZUCCHINI MEDIUM	5 LB	\$30.37 - 1/10lb			Priced Weekly	Market	
SNACKS & CHIPS								
383	BAR FIBER ONE - OATS & CHOCOLATE	1.4 OZ					\$69.70 - 128	
384	BAR GRANOLA CHOCO CHIP CHEWY	12/10CT				\$28.45 - 12/8ct	\$26.95 - 12/8ct	
385	BAR NUTRAGRAIN STRAWBERRY	48/1.3 OZ				\$21.72	\$22.68	
386	CANDY - MINT, CREME DE MENTHE	1/120 CT				\$25.47	\$63.30 - 12/120ct	
387	CANDY - SKITTLES ORIGINAL	1/36 CT				\$25.39	\$8.88 - 12/3.5oz	
388	CANDY - STARBURST ORIG FRUIT CHEW	1/36 CT				\$24.72	\$8.88 - 12	
389	CANDY BAR - 3 MUSKETEERS	1/36 CT				\$24.72	\$24.52	
390	CANDY BAR - KIT KAT	1/36 CT				\$24.72	\$24.52	
391	CANDY BAR - Almond Joy Bar 1.61 Oz	1/36 CT				\$25.22	\$24.52	
392	CANDY BAR - Butterfinger 656843	1/36 CT				\$24.72	\$24.52	
393	CANDY BAR - CRUNCH BAR	1/36 CT				\$24.72	\$24.52	
394	CANDY BAR - HERSHEY'S	1/36 CT				\$24.72	\$24.52	
395	CANDY BAR - HERSHEY'S ALMOND	1/36 CT				\$33.26	\$32.20	
396	CANDY BAR - M&M PEANUT 1.74 OZ	1/48 CT				\$24.72 - 1/36ct	\$24.52	
397	CANDY BAR - M&M PLAIN 1.69 OZ	1/48 CT				\$24.72	\$24.52	
398	CANDY BAR - MILKY WAY	1/36 CT				\$33.22	\$32.20	
399	CANDY BAR - SNICKERS	48 CT				\$24.72	\$24.52	
400	CANDY BAR - TWIX CARAMEL 1.6 OZ	1/36 CT				\$24.25	\$23.58	
401	CHEX MIX - HONEY NUT	60/1.75 OZ.				\$31.97	\$28.58	
402	CHIPS - BAKED - SOUR CR & ONION	64/1.13				\$31.97	\$28.58	
403	CHIPS - CHEETOS HOT	64/2 OZ				\$31.97	\$28.58	
404	CHIPS - CHEETOS REGULAR	64/2 OZ				\$31.97	\$28.58	
405	CHIPS - CORN TWIST HNY BBQ	64/2 OZ				\$31.97	\$28.58	
406	CHIPS - DORITOS COOL RANCH LSS	64/1.75 OZ				\$31.97	\$28.58	
407	CHIPS - DORITOS NACHO FLAVOR	64/1.75 OZ				\$31.97	\$28.58	
408	CHIPS - FRITOS	64/2 OZ				\$31.97	\$28.58	
409	CHIPS - FUNNIONS, SNACKS, ONION BG	64/1.25 OZ				\$31.97	\$28.58	
410	CHIPS - PITA PARMESAN GARLIC HERB	24/1.5 OZ				\$31.97	\$16.48	
411	CHIPS - POTATO CHIPS, CLASSIC	64/1.5 OZ				\$31.97	\$28.58	
412	CHIPS - POTATO CHIP, KGM BBQ LSS	64/1.5 OZ				\$31.97	\$28.58	
413	CHIPS - POTATO KETTLE SALTINEGAR	60/1.5 OZ				\$34.73 - 64/1.375oz	\$24.60	

**SOUTH TEXAS COLLEGE
1. FOOD AND RELATED NON FOOD PRODUCTS
PROJECT NO. 16-17-1046**

#	VENDOR		UOM	Ben E. Keith, Co. Unit Price	Devlin Distributing & Packaging, Inc. Unit Price	Labatt Food Service Unit Price	Sysco Central Texas, Inc. Unit Price	Valley Grocers, LLC. Unit Price
	Description							
414	CHIPS - POTATO KETTLE CRK PEP/SEA S		60/1.5 OZ				\$36.52	
415	CHIPS - POTATO KETTLE JAL/HABNRO		60/1.5 OZ			\$34.73 - 64/1.38oz	\$24.60	
416	CHIPS - POTATO KETTLE VOOODOO		60/1.5 OZ				\$24.60	
417	CHIPS - POTATO KETTLE WASABI/GINGER		60/1.5 OZ				\$28.58 - 1.37oz	
418	CHIPS - POTATO LATTICE AGED CHEDDAR/PPR		64/1.375 OZ				\$28.58	
419	CHIPS - POTATO LIMON		64/1.375 OZ				\$28.58 - 1.5oz	
420	CHIPS - PRETZEL, TINY TWIST 34049		64/2 OZ			\$31.97	\$28.58	
421	CHIPS - RUFFLES QUESO		64/1.5 OZ			\$31.97	\$28.58	
422	Chips - SUN-CHIPS GARDEN SALSA		64/1.5OZ			\$37.20 - 104/1oz	\$28.58 - 64/1.5oz	
423	CHIPS - SUN-CHIPS ORIGINAL		64/1.5OZ			\$31.97	\$28.58	
424	CHIPS - WHEAT THINS VEGGIE		60/1.75			\$29.58		
425	CORN NUTS, RANCH		144/1.4 OZ			\$50.91		
426	GRANOLA BAR, FRUIT & NUT		128/1.2 OZ			\$58.57	\$55.60	
427	GRANOLA BAR, VARIETY LOW FAT		120/1 OZ.			\$33.44	\$29.40 - 12/8ct	
428	GRANOLA BAR OATS N HONEY 1.5OZ		6/18 CT			\$49.88	\$31.24 - 4.36ct	
429	GUM, DOUBLEMINT S706739		40/5 STICK					
430	GUM, SPEARMINT S706705		40/5 STICK					
431	HUMMUS - CLASSIC		12/4.56 OZ			\$42.44 - 4/129l	\$20.42	
432	HUMMUS - RED PEPPER		12/4.56 OZ			\$22.35	\$20.42	
433	PEANUTS, LIGHTLY SALTED		144/2OZ			\$44.54	\$21.98 - 48/1.75oz	
434	PEANUTS, TRAIL MIX-SPICY NTS & CAJUNSTX		72/2 OZ			\$39.33	\$39.72	
435	POP-TART, FROSTED STRAWBERRY		12/6 PK/2 CT			\$38.35	\$38.76	
SPECIALTY ITEMS								
436	ALMONDS - RAW SLICED		5 #	\$63.29		\$36.76	\$55.30 - 3/2lb	
437	APPLE CIDER		4/1 GAL	\$33.38		\$27.16	\$32.56	\$21.16
438	BAMBOO SHOOTS		6 # 10	\$18.19			\$18.88	
439	BEVERAGE - GRAPE SHASTA		24/12OZ			\$12.75		
440	BEVERAGE - SEVEN UP		24/12OZ			\$11.11		
441	BEVERAGE A & W		24/12OZ			\$11.11		
442	BEVERAGE- FRUIT PUNCH HAWAIIAN					\$11.18	\$9.12 - 24/12oz	
443	BEVERAGE- SUNKIST ORANGE					\$11.15		
444	CHEF HATS		12	\$13.58		\$9.93	\$9.29	
445	COFFEE CUPS-TALL BRT WHT 8.5 OZ		36			\$30.83 - 1000/1ct	\$16.28 - 24/40ct-8oz	
446	CONTAINER STYRO HNG WHITE 1 COMP 9X9			\$15.58 - 150ct		\$21.23 - 200/1ct		
447	DOILIES 12"		500	\$44.57 - 1/1000		\$13.75	\$35.42 - 1000	
448	MITTENS OVEN		2 Pair	\$6.19ea		\$8.11	\$18.48	
449	PASTA - ANGEL HAIR			\$19.77 - 2/10lb		\$18.76 - 2/10lb		
450	PASTA - LASAGNA SHEETS			\$21.69 - 32/5oz		\$15.39 - 12/16oz	\$22.36 - 1/10lb	

**SOUTH TEXAS COLLEGE
1. FOOD AND RELATED NON FOOD PRODUCTS
PROJECT NO. 16-17-1046**

#	VENDOR		UOM	Ben E. Keith, Co. Unit Price	Devlin Distributing & Packaging, Inc. Unit Price	Labatt Food Service Unit Price	Sysco Central Texas, Inc. Unit Price	Valley Grocers, LLC. Unit Price
	Description							
451	PASTA - BOW TIE TRICOLOR					\$23.52 - 1/20lb	\$15.15 - 2/5lb	
452	PINEAPPLE; CHUNKS NAT JUICE	6 #10	\$30.39			\$33.99	\$40.83	
453	POPCORN KIT - W/OLIVESEASONING	368 OZ	\$25.67			\$30.68 - 20/12oz	\$22.89	
454	SAUCE- HOISIN SAUCE	1 # 5 CAN	\$5.19			\$7.52	\$5.11	
455	SAUCE- OYSTER SAUCE	1 # 5 CAN	\$25.67 - 6/5lb can			\$8.01	\$8.53	
456	SAUCE- SOY SAUCE	1 GAL	\$4.59			\$13.05	\$17.39	
457	SAUCE- SWEET & SOUR	1 GAL	\$16.99			\$16.06		
458	SPICE - LEMON PEPPER	28 OZ	\$12.99			\$9.45 - 1/27oz	\$12.52	\$6.83 - 3/2oz
459	SPICE BASIL LEAVES SWEET		\$6.29 - 1/5oz			\$21.36 - 1/1.62lb	\$36.22 - 6/5oz	
460	SPICE BAY LEAVES WH		\$12.07 - 2oz			\$6.88 - 1/2oz	\$54.62 - 6/2oz	
461	SPICE CUMIN GROUND		\$10.17 - 1lb			\$6.58 - 1/16oz	\$63.93 - 6/14oz	
462	SPICE DRY MUSTARD	1 #	\$8.68			\$9.19	\$6.97	
463	SPICE FENNEL	14 OZ	\$11.68			\$8.48	\$11.23	
464	SPICE GARLIC POWDER		\$23.89 - 5.25lb			\$7.35 - 1/16oz		
465	SPICE GARLIC SALT	40 OZ	\$5.68 - 38oz			\$6.54	\$9.84 - 41.25oz	
466	SPICE GROUND THYME	11 OZ	\$12.48			\$4.84 - 1/12oz	\$11.69	
467	SPICE OLD BAY SEASONING	1 #	\$6.89			\$7.54	\$9.78 - 24oz	
468	SPICE ONION POWDER	20 OZ	\$8.09			\$5.53	\$7.56	
469	SPICE ONION SALT	36 OZ	\$7.98			\$5.85	\$7.65	
470	SPICE POWDERED GINGER					\$6.49 - 1/16oz	\$95.24 - 6/1lb	
471	SPICE TARRAGON LEAVES WHL	3.5 oz	\$11.68			\$9.77 - 1/4oz	\$11.23	
472	SPICE WHITE PEPPER		\$24.58 - 18oz			\$14.45 - 1/18oz		
473	SUGAR - BULK	25#	\$31.28			\$18.05	\$17.00	\$24.43 - 50#
474	TOMATILLOS WHOLE	6 # 10	\$26.78			\$28.41	\$25.00	
475	TOMATO DICED W/ GREEN CHILES - ROTEL	1228 OZ	\$29.18			\$19.15	\$27.82	
476	TORTILLA CHIPS - RUDY	3/2lbs				\$11.84	\$14.84 - 4/2.5lb	
477	TOMELETTE MOIST	10/100 EA	\$12.48			\$9.73 - 1/1000ct		
478	WINE MARSALA	1 GAL	\$6.39				\$27.74	
479	BACON PRECOOKED HRTY SMKD	3/100				\$44.49 - 1/300ct	\$40.66	
480	BEEF STEW MEAT 135A 1X1	4/10#	\$48.29* - 2/5lb			\$4.90** - 2/10lb	\$36.88 - 2/5lb	
481	BISCUITS - LONESTAR	3/72-2 OZ				\$13.27 - 72/2oz	\$12.94	
482	BREAD FRENCH BATARD	24/8.75 OZ	\$29.28			\$34.00	\$29.49 - 8.8oz	
483	BREAD LOAF 9 GRAIN THICK SL	6-38 OZ	\$26.37* - 6/1ct			\$24.07	\$25.09	
484	BROWNIE ICED IW	242.5 OZ	\$60.77* - 4/12ct			\$17.47	\$16.56	
485	CHICKEN BRST FILET BREADED RAW- STARR	10#/4OZ	\$60.77*			\$48.34 - 40/4oz	\$23.79 - 2/5lb	
486	CHICKEN NUGGETS TEMPURA		\$37.18* - 2/5lb			\$21.67 - 2/5lb	\$55.34 - 192/1.1oz	
487	CHICKEN TAQUITOS	150/1.5 OZ	\$73.59* - 341/75oz			\$28.88 - 100/1.5oz		
488	CINNAMON ROLL 1.5 OZ FOR CATERINGS	240/1.25OZ	\$34.99 - 240/1.25oz				\$30.48	

**SOUTH TEXAS COLLEGE
1. FOOD AND RELATED NON FOOD PRODUCTS
PROJECT NO. 16-17-1046**

#	VENDOR		UOM	Ben E. Keith, Co.		Devin Distributing & Packaging, Inc.		Labatt Food Service		Sysco Central Texas, Inc.		Valley Grocers, LLC.	
	Description			Unit Price		Unit Price		Unit Price		Unit Price		Unit Price	
489	CINNAMON ROLL IW		484 OZ	\$22.17 - 24/3.88oz						\$33.49 - 4.57oz			
490	CROISSANT MARG ROUND		483 OZ	\$36.49				\$28.77 - 80/2.2oz					
491	DESSERT - APPLE PIE LATIC		68 SLICE	\$42.59 - 6/34oz				\$28.12 - 6/46oz		\$37.42			
492	DESSERT - APPLE PIE PRE SLC		46/46 OZ					\$39.03 - 6/8 slice		\$28.88 - 6			
493	DESSERT - BROWNIE DBL CHC FRST 1/2 SHEET		480 OZ	\$77.77				\$57.35 - 4/12x16-5#		\$72.02 - 8/40oz			
494	DESSERT - CHEESECAKE PLAIN 14 CT 8"		4/14 CT	\$64.68 - 2/80oz						\$79.40 - 16cut			
495	DESSERT - CHOCOLATE CAKE SARALEE		49"	\$55.29				\$50.30		\$53.24 - 53oz			
496	DESSERT - MINI CHEESECAKE ROYAL ASSORT		105/1.25							\$71.20			
497	DESSERT - PECAN PIE PRE SLICE		68 SLICE	\$53.98				\$48.65		\$47.69			
498	DESSERT - PUMPKIN PIE PRE SLICE		68 SLICE	\$40.37				\$37.12		\$36.26			
499	FISH - BREADED POLLOCK PUB		10 #	\$23.08*				\$40.72		\$31.10			
500	FISH - TILAPIA 3-5 oz		10#	\$23.59				\$28.23		\$35.76			
501	FISH CATFISH FIL 3-5 OZ		15 #	\$69.87				\$80.41		\$93.30			
502	FISH POLLOCK BRD SQR RAW 4.3 OZ		14 #	\$44.49*				\$26.25 - 1/10lb		\$45.24			
503	FISH SALMON ATLANTIC 8 OZ PORTIONS		8 LB	\$95.99 - 1/10lb				\$52.35 - 1/10lb		\$95.05 - 10			
504	GORDITA 4.25"		6/12 CT	\$20.09				\$21.14 - 6/12/3.95oz		\$20.46			
505	HUSH PUPPIES		2/5 LB	\$17.48				\$17.45 - 1/10lb		\$16.49			
506	JUICE APPLE CARTON		706 OZ	\$18.57				\$13.63		\$15.30			
507	JUICE ORANGE CARTON		706 OZ	\$21.18				\$19.37		\$19.70			
508	MEATBALLS		1/2 OZ	\$36.89 - 32.5oz				\$28.96 - 80/2oz		\$34.58			
509	MUFFIN - MINI - BANANA NUT		108/9 OZ	\$36.89				\$24.09		\$35.12 - 72/2oz			
510	MUFFIN - MINI - BLUBERRY		108/9 OZ	\$23.98				\$24.09		\$35.12 - 72/2oz			
511	MUFFIN - MINI - CHOCOLATE CHUNK		108/9 OZ					\$24.35		\$35.12 - 72/2oz			
512	MUFFIN - MINI - LEMON POPPYSEED		108/9 OZ					\$24.35					
513	MUFFIN VARIETY PACK IW		96/2.25 OZ	\$47.87				\$54.61		\$55.74			
514	OKRA		20 #	\$15.39				\$22.52 - 4/5lb		\$30.26 - 30lb			
515	PANCAKES		144/1.2 OZ	\$16.97				\$15.84		\$19.12			
516	PIZZA SAUSAGE CRUMBLES		4/5#	\$22.38 - 2/5lb				\$20.68 - 2/5#					
517	PORK BUTT BNLS 1/4" 6-9# EA		4/2PZ	\$1.57* - 5/1pc				\$1.16					
518	SAUSAGE SWEET ITALIAN		2/5LB	\$35.19*				\$3.11 - 1/10lb		\$30.98			
519	SHRIMP 21-25 COUNT - HND BRD BTFLY		4/3 LB	\$74.99*				\$55.36		\$71.12			
520	SPINACH CHOPPED		12/3LB	\$32.58*				\$25.92		\$32.38			
521	STRAWBERRY SLI 4X1		6.5 #	\$10.78*				\$59.60		\$63.72			
522	TOPPING WHPD NON-DRY		12/16 oz	\$38.67*				\$23.15 - 12/15oz		\$41.45			
523	TORTILLA CHIPS - TRIANGLE		144/1.4 OZ										
524	TORTILLA WRAP JALAPENO CHEESE		6-12 CT	\$21.77 - 8/12ct				\$22.61		\$41.27			
525	WAFLE SQUARE HT&SRV 4"			\$21.59 - 144/21.27oz				\$16.64		\$19.70 - 144/1.4oz			
526	APPLE RED FANCY 72 CT		10 LB	\$28.87*						Market			

**SOUTH TEXAS COLLEGE
1. FOOD AND RELATED NON FOOD PRODUCTS
PROJECT NO. 16-17-1046**

#	VENDOR		UOM	Ben E. Keith, Co.	Devin Distributing & Packaging, Inc.	Labatt Food Service	Sysco Central Texas, Inc.	Valley Grocers, LLC.
	Description	Unit Price		Unit Price	Unit Price	Unit Price	Unit Price	Unit Price
527	APPLE RED US FCY 10 LB *		10 LB					
528	APPLE RED US FCY 5LB *		5LB	\$8.99*				
529	APPLES RED 163-175		40 #	\$29.68			Market	
530	CHEESE CHEDDAR SMOKED LOAF		2/2.25	\$16.48* - 1/2.25			\$55.34	
531	CHEESE CUBES (HAV, GOUD, MUNST)		3/5LB	\$58.48*			\$61.83	
532	CHEESE CUBS (CHED, SWIS,PEPJCK)		3/5LB	\$53.78*		\$54.34	\$52.60	
533	CHEESE LOAF PEPPER JACK LOAF		5#	\$15.49*		\$33.07 - 2/5lb	\$29.69 - 2/5#	
534	CHEESE RICOTTA		4/5#	\$30.38*		\$41.94	\$29.96	
535	CHEESE STRING MOZZARELLA IW		168/10Z	\$40.57		\$40.26	\$36.85	
536	CHILE PASTE - ANCHO		1LB	\$6.78 - 14.4oz			\$6.48	
537	CHILE PASTE - GUAJILLO		1LB					
538	CHILE PASTE - PASILLA		1LB					
539	COLE SLAW KIT/DRESSING		2.5 LBS	\$10.18 - 1 gal				
540	HORSERADISH		32 OZ	\$4.88		\$5.95	\$5.26	
541	JUICE SUNNY D		24/6.75			\$8.91		
542	ORANGE 88CT FANCY		40LB	\$25.48* - 35lb			Market	
543	ORANGES 138 CT FCY		40 #	\$22.57*			Market	
544	PICO DE GALLO		5 LB	\$13.48*			\$19.20	
545	SPINACH BABY		1/4#	\$13.87* - 2/2lb			Market	
546	Chef Hat Beanie							
547	Hamburger Buns 4.5" Prem SS		20/BAG	\$6.78		\$36.10 - 96/3.2oz		
548	Hot Dog Buns		12/BAG	\$14.39 - 6/12/Bag		\$29.20 - 144/1.5oz		
549	Wheat Bread Loaf		Loaf	\$16.79 - 8/24oz		\$29.01	\$15.20 - 10/24oz Fresh	
550	White Bread Loaf		Loaf	\$14.67 - 8/24oz		\$30.17	\$13.24 - 10/24oz Fresh	
551	Tortilla Flour 7" Raw Ready to Cook		25 ea	\$18.58			\$35.10 - 10/25ct	
552	ORANGE JUICE PINTS		1 PT	\$15.48		\$25.08 - 24/12oz	\$15.98	
553	MILK 1% HOMOGENIZED		1 GAL	\$17.87*		\$18.22	\$18.52 - 4	
554	MILK 2% HOMOGENIZED		1 GAL	\$18.57*			\$23.39 - 5gal	
555	CONTAINER, MED HING 3-COMP WH		8X7X3	\$15.58		\$19.56	\$22.44	
556	CREAM HEAVY 40% Esl Stabilized		12/2oz	\$51.49*		\$63.55 - 12/1qt	\$48.78	
557	POTATO FRY 3/8		6/5LB	\$19.79		\$27.99	\$24.78	\$19.55
558	STRATOS BF-3/1 80/20 SEAS D		5.33 OZ	\$29.38*		\$34.26 - 45/5.33oz		
559	Bean Black		10#			\$16.09 - 1/20lb	\$23.00 - 6ct#10	
560	Bean Lentil Dry		20#			\$24.08	\$18.28	
561	Brownie Chocolate Chip-Pecans					\$51.88 - 6/6lb	\$34.98	
562	Corn Meal		50#			\$12.13 - 1/25lb	\$10.23 - 25lb	
563	Corn Tortilla 6" - Frzn					\$20.93 - 6/144ct	\$26.36 - 12/60ct	
564	Crab Meat Claw Past.		1#			\$9.50	\$8.30	
565	Crab Meat Lump Past.		1#			\$10.17	\$14.48	
566	Flour Mesa Corn Tortillas		50#			\$27.62	\$17.58 - White	
567	Fried Okra - FRN		20 #			\$17.26	\$16.42	
568	Meatballs Beef/Pork		1 oz			\$28.08 - 160/1oz	\$29.60 - 2/5lb - 1oz	

**SOUTH TEXAS COLLEGE
1. FOOD AND RELATED NON FOOD PRODUCTS
PROJECT NO. 16-17-1046**

VENDOR		UOM	Ben E. Keith, Co.	Devin Distributing & Packaging, Inc.	Labatt Food Service	Sysco Central Texas, Inc.	Valley Grocers, LLC.
#	Description		Unit Price	Unit Price	Unit Price	Unit Price	Unit Price
569	Pineapple Rings in Juice	6# 10			\$38.91	\$45.00	
570	Shrimp Gm Headless 26-30	5#			\$39.54	\$41.60 - Brown	
571	Shrimp Gm Headless 31-35	5#			\$33.69	\$39.10 - Brown	
572	Spice Turmeric				\$8.18 - 1/15oz	\$11.06 - 1lb	
573	Spice Black Cardamon				\$36.26 - 1/15oz	\$135.15 - 1/15oz	
574	Spice Coriander				\$7.25 - 1/14oz	\$9.55 - 14oz	
575	Spice Curry				\$9.32 - 1/17oz	\$11.50 - 1lb	
576	Spice Garam Masala					\$73.14 - 14oz 6ct	
577	Spice Saffron					\$75 - 1/1oz	
578	Spice Star Anise					\$12.36 - 1/6 oz	
579	Sugar Granulated xtra Fine	25#			\$22.85	\$16.42	
580	Vinegar Balsamic	1 Gal			\$21.18 - 2/5ltr	\$8.39	
581	Aluminum Scoop - 12oz	Ea					
582	Black Short Sleeve Cook Shirt w/ Snaps S, M, L, XL, 2XL, 3XL.	Ea					
583	Bun Pan - Full Size Aluminum	Ea					
584	Bun Pan - Half Size Aluminum	Ea					
585	Chef Hat - 9" White Paper Vented Chef Hat	Ea			\$9.93 - 1/12ct		
586	Disher with Black handle - 1 oz	Ea				\$10.89	
587	Disher with Blue handle - 2 oz	Ea				\$8.00	
588	Disher with Gray handle - 4 oz	Ea				\$8.00	
589	Disher with Ivory handle - 3 1/4 oz	Ea				\$8.00	
590	Disher with White Handle - 5 1/3 oz	Ea				\$8.00	
591	Fry Pan - 10" Natural Finish	Ea					
592	Fry Pan - 10" Non-Stick Aluminum	Ea				\$21.15	
593	Fry Pan - 12" Natural Finish	Ea					
594	Fry Pan - 12" Non-Stick Aluminum	Ea					
595	Fry Pan - 7-1/2" Non-Stick Aluminum	Ea				\$15.76 - 8in	
596	Fry Pan - 8" Natural Finish	Ea					
597	Ladle - 2 oz. Solid Stainless	Ea				\$2.54	
598	Ladle - 4 oz. Solid Stainless	Ea				\$2.46	
599	Ladle - 8 oz. Solid Stainless	Ea				\$5.39	
600	Lid - 1/3 Size Clear Plastic Solid Cover	Ea					
601	Lid - Full Size Clear Plastic Solid Cover	Ea					
602	Lid - Half Size Clear Plastic Solid Cover	Ea					
603	Serving Spoon - 13" Slotted Spoon w/ Black Handle	Ea					
604	Serving Spoon - 13" Solid Spoon w/ Black Handle	Ea					
605	Steam Table Pan 2" 1/2 Size	Ea			\$23.77	\$53.89 - 100ct	
606	Steam Table Pan 2" 1/3 Size	Ea					
607	Steam Table Pan 2" Full Size	Ea			\$33.37	\$68.14	
608	Steam Table Pan 4" 1/2 Size	Ea			\$56.68		
609	Steam Table Pan 4" 1/3 Size	Ea					
610	Steam Table Pan 4" Full Size	Ea			\$36.06	\$122.06 - 200ct	
611	Steam Table Pan Cover - plastic - 1/2 Size	Ea			\$21.60	\$62.82 - 40ct	
612	Steam Table Pan Cover - plastic - 1/3 Size	Ea			\$19.88	\$59.53 - 200ct	

**SOUTH TEXAS COLLEGE
1. FOOD AND RELATED NON FOOD PRODUCTS
PROJECT NO. 16-17-1046**

#	VENDOR		UOM	Ben E. Keith, Co. Unit Price	Devin Distributing & Packaging, Inc. Unit Price	Labatt Food Service Unit Price	Sysco Central Texas, Inc. Unit Price	Valley Grocers, LLC. Unit Price
	Description							
613	Steam Table Pan Cover - plastic - Full Size	Ea				\$28.98	\$65.60 -80ct	
614	Thermometer - 50F to 550F Dial Pocket	Ea			\$5.48		\$10.04 -2ct	
615	Thermometer -0F to 220F Dial Pocket	Ea			\$6.23		\$9.56 -2ct	
616	Delivery			\$400.00 Minimum delivery amount (\$20.00 charge if below) Times: 7:00 a.m. to 2:30 p.m. Mon-Sat		Minimum Delivery amount is \$500. A \$25.00 delivery fee will be applied to any order below \$500.		
ESCALATION								
2nd Year				5%	10%		4%	4%
3rd Year				8%	10%	Annual price increases are based on the Consumer Price Index, Producer Price Index or some other mutually agreeable index or method	4%	4%

* Items to be re-bid every month due to market fluctuation

** Priced Weekly

**SOUTH TEXAS COLLEGE
2. FOOD SERVICE EQUIPMENT
PROJECT NO. 16-17-1028**

VENDOR		Edward Don & Company	Kitchen Resources, LP.	Mission Restaurant Supply	
ADDRESS		36 W Beauregard Ave Ste 504	2102 Fair Park Blvd	1126 S St Mary's	
CITY/STATE/ZIP		San Angelo, TX 76903	Harlingen, TX 78550	San Antonio, TX 78210	
PHONE		512-705-8250	956-423-2491	210-354-0690	
FAX		325-658-7920	956-423-3088	210-534-3853	
CONTACT		Garrett W Jost	Elayne Mattar	Brian Mosher	
#	Qty	Description	Proposed	Proposed	Proposed
1	1	Mid Valley Campus Student Services - Food Services Equipment	\$ 470,581.00	\$ 484,975.00	\$ 450,797.00
2	1	Alternates	\$ 55,360.00	\$ 53,068.00	\$ 48,007.00
3	1	Nursing and Allied Health - Food Services Equipment	\$ 348,962.00	\$ 365,812.00	\$ 343,787.00
4	1	Alternates	\$ 48,131.00	\$ 49,016.00	\$ 29,047.00
5	1	Pecan Campus - Food Services Equipment	\$ 648,325.00	\$ 677,013.00	\$ 645,017.00
6	1	Alternates	\$ 98,237.00	\$ 99,562.00	\$ 65,207.00
TOTAL PROPOSAL AMOUNT WITHOUT ALTERNATES			\$ 1,467,868.00	\$ 1,527,800.00	\$ 1,439,601.00
TOTAL EVALUATION POINTS			87.42	84.46	68.66
RANKING			1	2	3

SOUTH TEXAS COLLEGE
2. FOOD SERVICE EQUIPMENT
PROJECT NO. 16-17-1028

VENDOR		Edward Don & Company		Kitchen Resources, LP		Mission Restaurant Supply	
ADDRESS		36 W Beaugard Ave Ste 504		2102 Fair Park Blvd		1126 S St Mary's	
CITY/STATE/ZIP		San Angelo, TX 76903		Harlingen, TX 78550		San Antonio, TX 78210	
PHONE		512-705-8250		956-423-2491		210-354-0690	
FAX		325-658-7920		956-423-3088		210-534-3853	
CONTACT		Garrett W Jost		Elayne Mattar		Brian Mosher	
1	The purchase price. (up to 45 points)	44.1	44.1	42.3	42.3	45	45
		44.1		42.3		45	
		44.1		42.3		45	
		44.1		42.3		45	
		44.1		42.3		45	
		44.1		42.3		45	
2	The reputation of the vendor and the vendor's goods or services. (up to 15 points)	13	12.83	12	11.5	10	7.83
		13		11		8	
		14		13		4	
		10		8		8	
		14		12		5	
		13		13		12	
3	The quality of the vendor's goods or services. (up to 16 points)	14	12.83	13	12.33	2	6
		14		12		9	
		15		15		2	
		9		8		8	
		12		13		3	
		13		13		12	
4	The extent to which the goods or services meet the College's needs. (up to 20 points)	18	15.66	16	15.33	2	7.83
		17		15		11	
		15		16		5	
		11		14		11	
		16		15		2	
		17		16		16	
5	The vendor's past relationship with the College. (up to 3 points)	2	2	2	2	2	2
		2		2		2	
		2		2		2	
		2		2		2	
		2		2		2	
		2		2		2	
6	The impact of the ability of the College to comply with laws and rules relating to Historically Underutilized Business. (up to 1 point)	0	0	1	1	0	0
		0		1		0	
		0		1		0	
		0		1		0	
		0		1		0	
		0		1		0	
TOTAL EVALUATION POINTS		87.42		84.46		68.66	
RANKING		1		2		3	

SOUTH TEXAS COLLEGE
3. LA JOYA JIMMY CARTER TEACHING CENTER AV INSTALLATION
PROJECT NO. 16-17-1031

VENDOR			Audio Visual Aids	Data Projections	Diversified	Level 3 Audio Visual	Smart Industry Technologies, LLC.	Whitlock
ADDRESS			2903 N Flores St	16120 College Oak Ste 107	6120 West by NW Blvd Ste 160	Ave Ste B106	5125 S McColl Rd Ste A	9101 Jameel Rd Ste 160
CITY/STATE/ZIP			San Antonio, TX 78212	San Antonio, TX 78249	Houston, TX 77040	Mesa, AZ 85204	Edinburg, TX 78539	Houston, TX 77040
PHONE			800-422-1282	512-271-6536	713-325-6819	480-892-1071	888-748-0956	512-354-2827
FAX			800-854-8140	210-408-4598	713-325-6820	480-892-5295	888-748-0956	713-796-0701
CONTACT			Ernest Mendez	Alan P. Stoner	Chad Cogburn	Doug Spencer	Alexander Rodas	Elissa Fox
#	Qty	Description	Proposed	Proposed	Proposed	Proposed	Proposed	Proposed
1	1	La Joya Jimmy Carter Teaching Center AV Installation	\$ 121,716.00	\$ 145,759.04	\$ 170,167.25	\$ 178,865.73	\$ 169,641.88	\$ 164,141.70
TOTAL PROPOSAL AMOUNT			\$ 121,716.00	\$ 145,759.04	\$ 170,167.25	\$ 178,865.73	\$ 169,641.88	\$ 164,141.70
TOTAL EVALUATION POINTS			93.75	75.695	72.17	74.975	72.385	78.64
RANKING			1	3	6	4	5	2

SOUTH TEXAS COLLEGE
3. LA JOYA JIMMY CARTER TEACHING CENTER AV INSTALLATION
PROJECT NO. 16-17-1031

VENDOR		Audio Visual Aids	Data Projections	Diversified	Level 3 Audio Visual	Smart Industry Technologies, LLC.	Whitlock
ADDRESS		2903 N Flores St	1612 College Oak Ste 107	6120 West by NW Blvd Ste 160	955 E Javelina Ave Ste B106	5125 S McColl Rd Ste A	9101 Jameel Rd Ste 160
CITY/STATE/ZIP		San Antonio, TX 78212	San Antonio, TX 78249	Houston, TX 77040	Mesa, AZ 85204	Edinburg, TX 78539	Houston, TX 77040
PHONE		800-422-1282	512-271-6536	713-325-6819	480-892-1071	888-748-0956	512-354-2827
FAX		800-854-8140	210-408-4598	713-325-6820	480-892-5295	888-748-0956	713-796-0701
CONTACT		Ernest Mendez	Alan P. Stoner	Chad Cogburn	Doug Spencer	Alexander Rodas	Elissa Fox
1	The price proposal. (up to 45 points)	45	37.57	32.17	30.6	32.26	33.39
		45	37.57	32.17	30.6	32.26	33.39
		45	37.57	32.17	30.6	32.26	33.39
		45	37.57	32.17	30.6	32.26	33.39
		45	37.57	32.17	30.6	32.26	33.39
		45	37.57	32.17	30.6	32.26	33.39
		45	37.57	32.17	30.6	32.26	33.39
		45	37.57	32.17	30.6	32.26	33.39
2	The reputation of the vendor and the vendor's goods or services. (up to 15 points)	15	13	8	12	10	13
		12	12	12	13	11	13
		14	9	12	14	13	14
		15	8	14	14	14	15
		15	10	8	12	10	13
		14	12	12	14	13	14
		13	10	10	12	8	14
		14	11	12	13	10	14
3	The quality of the vendor's goods or services. (up to 16 points)	15	12	12	16	10	13
		13	13	13	13	13	13
		15	12	13	14	14	14
		16	16	16	16	16	16
		16	12	12	16	10	13
		14	12	12	14	12	14
		13	8	10	10	8	12
		16	16	16	16	16	16
4	The extent to which the vendor's goods or services meet the College's needs. (up to 20 points)	12	11	11	11	10	12
		14	14	14	15	14	18
		19	17	17	18	15	18
		20	16	18	20	20	18
		16	10	11	11	10	12
		14	14	14	14	15	16
		15	15	10	15	11	13
		18	16	17	16	14	18
5	The vendor's past relationship with the College. (up to 3 points)	3	0	2	2	2	2
		3	1	2	2	2	2
		3	1	2	2	2	2
		3	1	2	2	2	2
		3	0	2	2	2	2
		3	1	2	2	2	2
		3	1	2	2	2	2
		3	1	2	2	2	2
6	The impact on the ability of the College to comply with laws relating to Historically Underutilized Businesses. (up to 1 point)	1	0	0	0	1	0
		1	0	0	0	1	0
		1	0	0	0	1	0
		1	0	0	0	1	0
		1	0	0	0	1	0
		1	0	0	0	1	0
		1	0	0	0	1	0
		1	0	0	0	1	0
TOTAL EVALUATION POINTS		93.75	75.695	72.17	74.975	72.385	78.64
RANKING		1	3	6	4	5	2

SOUTH TEXAS COLLEGE
4. MID VALLEY CAMPUS HEALTH PROFESSIONS AND SCIENCE BUILDING AV INSTALLATION
PROJECT NO. 16-17-1032

VENDOR		Audio Visual Aids	Diversified	Level 3 Audio Visual	Whitlock	
ADDRESS		2903 N Flores St	6120 W by NW Blvd Ste 160	955 E Javelina Ave Ste B106	9101 Jameel Rd Ste 160	
CITY/STATE/ZIP		San Antonio, TX 78212	Houston, TX 77040	Mesa, AZ 85204	Houston, TX 77040	
PHONE		800-422-1282	713-325-6819	480-892-1071	512-354-2827	
FAX		800-854-8140	713-325-6820	480-892-5295	713-796-0701	
CONTACT		Ernest Mendez	Chad Cogburn	Doug Spencer	Elissa Fox	
#	Qty	Description	Proposed	Proposed	Proposed	
1	1	Mid Valley Campus Health Professions and Science Building AV Installation	\$ 581,980.00	\$ 1,197,270.22	\$ 800,345.84	\$ 782,487.92
TOTAL PROPOSAL AMOUNT		\$ 581,980.00	\$ 1,197,270.22	\$ 800,345.84	\$ 782,487.92	
TOTAL EVALUATION POINTS		93.75	61.87	77.085	78.73	
RANKING		1	4	3	2	

SOUTH TEXAS COLLEGE
4. MID VALLEY CAMPUS HEALTH PROFESSIONS AND SCIENCE BUILDING AV INSTALLATION
PROJECT NO. 16-17-1032

VENDOR		Audio Visual Aids	Diversified	Level 3 Audio Visual	Whitlock			
ADDRESS		2903 N Flores St	6120 W by NW Blvd Ste 160	955 E Javelina Ave Ste B106	9101 Jameel Rd Ste 160			
CITY/STATE/ZIP		San Antonio, TX 78212	Houston, TX 77040	Mesa, AZ 85204	Houston, TX 77040			
PHONE		800-422-1282	713-325-6819	480-892-1071	512-354-2827			
FAX		800-854-8140	713-325-6820	480-892-5295	713-796-0701			
CONTACT		Ernest Mendez	Chad Cogburn	Doug Spencer	Elissa Fox			
1	The purchase price. (up to 45 points)	45	21.87	21.87	32.71	32.71	33.48	33.48
		45	21.87		32.71		33.48	
		45	21.87		32.71		33.48	
		45	21.87		32.71		33.48	
		45	21.87		32.71		33.48	
		45	21.87		32.71		33.48	
		45	21.87		32.71		33.48	
		45	21.87		32.71		33.48	
2	The reputation of the vendor and the vendor's goods or services. (up to 15 points)	15	8	11	12	13	13	13.75
		12	12		13		13	
		15	14		14		15	
		15	8		12		13	
		14	12		13		14	
		14	12		14		14	
		13	10		12		14	
		14	12		14		14	
3	The quality of the goods or services. (up to 16 points)	15	12	13	16	14.375	13	13.875
		13	13		13		13	
		16	16		16		16	
		16	12		16		13	
		16	16		16		16	
		14	12		14		14	
		13	10		10		12	
		15	13		14		14	
4	The extent to which the vendor's goods or services meet the College's needs. (up to 20 points)	12	11	14	11	15	12	15.625
		14	14		15		18	
		20	18		20		18	
		16	11		11		12	
		18	17		16		18	
		14	14		14		16	
		15	10		15		13	
		19	17		18		18	
5	The vendor's past relationship with the College. (up to 3 points)	3	2	2	2	2	2	2
		3	2		2		2	
		3	2		2		2	
		3	2		2		2	
		3	2		2		2	
		3	2		2		2	
		3	2		2		2	
		3	2		2		2	
6	The impact on the ability of the College to comply with laws relating to Historically Underutilized Businesses. (up to 1 point)	1	0	0	0	0	0	0
		1	0		0		0	
		1	0		0		0	
		1	0		0		0	
		1	0		0		0	
		1	0		0		0	
		1	0		0		0	
		1	0		0		0	
TOTAL EVALUATION POINTS		93.75	61.87	77.085	78.73			
RANKING		1	4	3	2			

SOUTH TEXAS COLLEGE
5. MID VALLEY CAMPUS STUDENT SERVICES EXPANSION AV INSTALLATION
PROJECT NO. 16-17-1039

VENDOR		Audio Visual Aids	Data Projections	Diversified	Level 3 Audio Visual	SIT, LLC.	Whitlock	
ADDRESS		2903 N Flores St	16120 College Oak Ste 107	6120 W by NW Blvd Ste 160	955 E Javelina Ave Ste B106	5125 S McColl Rd Ste A	9101 Jameel Rd #160	
CITY/STATE/ZIP		San Antonio, TX 78212	San Antonio, TX 78249	Houston, TX 77040	Mesa, AZ 85204	Edinburg, TX 78539	Houston, TX 77040	
PHONE		800-422-1282	512-271-6536	713-325-6819	480-892-1071	888-748-0956	512-354-2827	
FAX		800-854-8140	210-408-4598	713-325-6820	480-892-5295	888-748-0956	713-796-0701	
CONTACT		Ernest Mendez	Alan Stoner	Chad Cogburn	Brad Peterson	Alexander Rodas	Elissa Fox	
#	Qty	Description	Proposed	Proposed	Proposed	Proposed	Proposed	
1	1	Mid Valley Campus Student Services Expansion AV Installation	\$ 163,476.00	\$ 175,521.54	\$ 323,336.34	\$ 229,763.51	\$ 190,987.95	\$ 220,558.31
TOTAL PROPOSAL AMOUNT			\$ 163,476.00	\$ 175,521.54	\$ 323,336.34	\$ 229,763.51	\$ 190,987.95	\$ 220,558.31
TOTAL EVALUATION POINTS			93.75	79.89	62.77	76.365	78.645	78.59
RANKING			1	2	6	5	3	4

SOUTH TEXAS COLLEGE
5. MID VALLEY CAMPUS STUDENT SERVICES EXPANSION AV INSTALLATION
PROJECT NO. 16-17-1039

VENDOR		Audio Visual Aids		Data Projections		Diversified		Level 3 Audio Visual		SIT, LLC.		Whitlock	
ADDRESS		2903 N Flores St		16120 College Oak Ste 107		6120 W by NW Blvd Ste 160		955 E Javelina Ave Ste B106		5125 S McColl Rd Ste A		9101 Jameel Rd #160	
CITY/STATE/ZIP		San Antonio, TX 78212		San Antonio, TX 78249		Houston, TX 77040		Mesa, AZ 85204		Edinburg, TX 78539		Houston, TX 77040	
PHONE		800-422-1282		512-271-6536		713-325-6819		480-892-1071		888-748-0956		512-354-2827	
FAX		800-854-8140		210-408-4598		713-325-6820		480-892-5295		888-748-0956		713-796-0701	
CONTACT		Ernest Mendez		Alan Stoner		Chad Cogburn		Brad Peterson		Alexander Rodas		Elissa Fox	
1	The purchase price. (up to 45 points)	45	45	41.89	41.89	22.77	22.77	31.99	31.99	38.52	38.52	33.34	33.34
		45		41.89		22.77		31.99		38.52		33.34	
		45		41.89		22.77		31.99		38.52		33.34	
		45		41.89		22.77		31.99		38.52		33.34	
		45		41.89		22.77		31.99		38.52		33.34	
		45		41.89		22.77		31.99		38.52		33.34	
		45		41.89		22.77		31.99		38.52		33.34	
		45		41.89		22.77		31.99		38.52		33.34	
2	The reputation of the vendor and the vendor's goods or services. (up to 15 points)	15	14	13	10.5	8	11	12	13	10	11.125	13	13.75
		12		12		12		13		11		13	
		14		9		12		14		13		14	
		15		8		14		14		14		15	
		15		10		8		12		10		13	
		14		10		12		13		10		14	
		14		12		12		14		13		14	
		13		10		10		10		12		14	
3	The quality of the vendor's goods or services. (up to 16 points)	15	14.75	12	12.625	12	13	16	14.375	10	12.375	13	13.875
		13		13		13		13		13		13	
		15		12		13		14		14		14	
		16		16		16		16		16		16	
		16		12		12		16		16		16	
		16		16		16		16		16		16	
		14		12		12		14		14		14	
		13		8		10		10		10		12	
4	The extent to which the goods or services meet the College's needs. (up to 20 points)	12	16	11	14.125	11	14	11	15	10	13.625	12	15.625
		14		14		14		15		14		18	
		19		17		17		18		15		18	
		20		16		18		20		20		18	
		16		10		11		11		10		12	
		18		16		17		16		14		18	
		14		14		14		14		15		16	
		15		15		10		15		11		13	
5	The vendor's past relationship with the College. (up to 3 points)	3	3	0	0.75	2	2	2	2	2	2	2	2
		3		1		2		2		2		2	
		3		1		2		2		2		2	
		3		1		2		2		2		2	
		3		0		2		2		2		2	
		3		1		2		2		2		2	
		3		1		2		2		2		2	
		3		1		2		2		2		2	
6	The impact on the ability of the College to comply with laws relating to Historically Underutilized Businesses. (up to 1 point)	1	1	0	0	0	0	0	0	1	1	0	0
		1		0		0		0		1		0	
		1		0		0		0		1		0	
		1		0		0		0		1		0	
		1		0		0		0		1		0	
		1		0		0		0		1		0	
		1		0		0		0		1		0	
		1		0		0		0		1		0	
TOTAL EVALUATION POINTS		93.75		79.89		62.77		76.365		78.645		78.59	
RANKING		1		2		6		5		3		4	

SOUTH TEXAS COLLEGE
6. NURSING AND ALLIED HEALTH EXPANSION AV INSTALLATION
PROJECT NO. 16-17-1033

VENDOR		Audio Visual Aids	Diversified	Level 3 Audio Visual	Whitlock	
ADDRESS		2903 N Flores St	6120 W by NW Ste 160	955 E Javelina Ave Ste B106	9101 Jameel Rd #160	
CITY/STATE/ZIP		San Antonio, TX 78212	Houston, TX 77040	Mesa, AZ 85204	Houston, TX 77040	
PHONE		800-422-1282	713-325-6819	480-892-1071	512-354-2827	
FAX		800-854-8140	713-325-6820	480-892-5295	713-796-0701	
CONTACT		Ernest Mendez	Chad Cogburn	Doug Spencer	Elissa Fox	
#	Qty	Description	Proposed	Proposed	Proposed	
1	1	Nursing and Allied Health Expansion AV Installation	\$ 659,512.00	\$ 779,866.39	\$ 800,345.84	\$ 879,219.97
TOTAL PROPOSAL AMOUNT		\$ 659,512.00	\$ 779,866.39	\$ 800,345.84	\$ 879,219.97	
TOTAL EVALUATION POINTS		93.75	78.07	81.455	78.5	
RANKING		1	4	2	3	

SOUTH TEXAS COLLEGE
6. NURSING AND ALLIED HEALTH EXPANSION AV INSTALLATION
PROJECT NO. 16-17-1033

VENDOR		Audio Visual Aids		Diversified		Level 3 Audio Visual		Whitlock	
ADDRESS		2903 N Flores St		6120 W by NW Ste 160		955 E Javelina Ave Ste B106		9101 Jameel Rd #160	
CITY/STATE/ZIP		San Antonio, TX 78212		Houston, TX 77040		Mesa, AZ 85204		Houston, TX 77040	
PHONE		800-422-1282		713-325-6819		480-892-1071		512-354-2827	
FAX		800-854-8140		713-325-6820		480-892-5295		713-796-0701	
CONTACT		Ernest Mendez		Chad Cogburn		Doug Spencer		Elissa Fox	
1	The purchase price. (up to 45 points)	45	45	38.07	38.07	37.08	37.08	33.75	33.75
		45		38.07		37.08		33.75	
		45		38.07		37.08		33.75	
		45		38.07		37.08		33.75	
		45		38.07		37.08		33.75	
		45		38.07		37.08		33.75	
		45		38.07		37.08		33.75	
		45		38.07		37.08		33.75	
2	The reputation of the vendor and the vendor's goods or services. (up to 15 points)	15	14	8	11	12	13	13	13.75
		12		12		13		13	
		14		12		14		14	
		15		14		14		15	
		15		8		12		13	
		14		12		13		14	
		14		12		14		14	
		13		10		12		14	
3	The quality of the vendor's goods or services. (up to 16 points)	15	14.75	12	13	16	14.375	13	13.875
		13		13		13		13	
		15		13		14		14	
		16		16		16		16	
		16		12		16		13	
		16		16		16		16	
		14		12		14		14	
		13		10		10		12	
4	The extent to which the vendor's goods or services meet the College's needs. (up to 20 points)	12	16	11	14	11	15	11	15.125
		14		14		15		18	
		19		17		18		18	
		20		18		20		18	
		16		11		11		12	
		18		17		16		15	
		14		14		14		16	
		15		10		15		13	
5	The vendor's past relationship with the College. (up to 3 points)	3	3	2	2	2	2	2	2
		3		2		2		2	
		3		2		2		2	
		3		2		2		2	
		3		2		2		2	
		3		2		2		2	
		3		2		2		2	
		3		2		2		2	
6	The impact on the ability of the College to comply with laws relating to Historically Underutilized Businesses. (up to 1 point)	1	1	0	0	0	0	0	0
		1		0		0		0	
		1		0		0		0	
		1		0		0		0	
		1		0		0		0	
		1		0		0		0	
		1		0		0		0	
		1		0		0		0	
TOTAL EVALUATION POINTS		93.75		78.07		81.455		78.5	
RANKING		1		4		2		3	

SOUTH TEXAS COLLEGE
7. PECAN CAMPUS CAFETERIA AND STUDENT ACTIVITIES AV INSTALLATION
PROJECT NO. 16-17-1041

VENDOR			Audio Visual Aids	Data Projections	Diversified	Level 3 Audio Visual	Cabling Services, Inc.	Whitlock
ADDRESS			2903 N Flores St	16120 College Oak Ste 107	6120 W by NW Blvd Ste 160	955 E Javelina Ave Ste B106	12626 Fuqua St	9101 Jameel Rd #160
CITY/STATE/ZIP			San Antonio, TX 78212	San Antonio, TX 78249	Houston, TX 77040	Mesa, AZ 85204	Houston, TX 77034	Houston, TX 77040
PHONE			800-422-1282	512-271-6536	713-325-6819	480-892-1071	281-484-1777	512-354-2827
FAX			800-854-8140	210-408-4598	713-325-6820	480-892-5295	281-484-1776	713-796-0701
CONTACT			Ernest Mendez	Alan Stoner	Chad Cogburn	Brad Peterson	Mark Veltri	Elissa Fox
#	Qty	Description	Proposed	Proposed	Proposed	Proposed	Proposed	Proposed
1	1	Pecan Campus Cafeteria and Student Activities AV Installation	\$ 188,436.50	\$ 189,872.65	\$ 359,437.39	\$ 239,331.31	\$ 232,765.28	\$ 242,312.51
TOTAL PROPOSAL AMOUNT			\$ 188,436.50	\$ 189,872.65	\$ 359,437.39	\$ 239,331.31	\$ 232,765.28	\$ 242,312.51
TOTAL EVALUATION POINTS			93.75	82.64	63.58	79.785	78.45	80.26
RANKING			1	2	6	4	5	3

SOUTH TEXAS COLLEGE
7. PECAN CAMPUS CAFETERIA AND STUDENT ACTIVITIES AV INSTALLATION
PROJECT NO. 16-17-1041

VENDOR		Audio Visual Aids	Data Projections	Diversified	Level 3 Audio Visual	Network Cabling Services, Inc.	Whitlock
ADDRESS		2903 N Flores St	16120 College Oak Ste 107	6120 W by NW Blvd Ste 160	955 E Javelina Ave Ste B106	12626 Fuqua St	9101 Jameel Rd #160
CITY/STATE/ZIP		San Antonio, TX 78212	San Antonio, TX 78249	Houston, TX 77040	Mesa, AZ 85204	Houston, TX 77034	Houston, TX 77040
PHONE		800-422-1282	512-271-6536	713-325-6819	480-892-1071	281-484-1777	512-354-2827
FAX		800-854-8140	210-408-4598	713-325-6820	480-892-5295	281-484-1776	713-796-0701
CONTACT		Ernest Mendez	Alan Stoner	Chad Cogburn	Brad Peterson	Mark Veltri	Elissa Fox
1	The purchase price. (up to 45 points)	45	44.64	23.58	35.41	36.45	35.01
		45	44.64	23.58	35.41	36.45	35.01
		45	44.64	23.58	35.41	36.45	35.01
		45	44.64	23.58	35.41	36.45	35.01
		45	44.64	23.58	35.41	36.45	35.01
		45	44.64	23.58	35.41	36.45	35.01
		45	44.64	23.58	35.41	36.45	35.01
		45	44.64	23.58	35.41	36.45	35.01
2	The reputation of the vendor and the vendor's goods or services. (up to 15 points)	15	13	8	12	8	13
		12	12	12	13	12	13
		14	9	12	14	14	14
		15	8	14	14	14	15
		15	10	8	12	10	13
		14	10	12	13	13	14
		14	12	12	14	14	14
		13	10	10	12	13	14
3	The quality of the vendor's goods or services. (up to 16 points)	15	12	12	16	10	13
		13	13	13	13	13	13
		15	12	13	14	14	14
		16	16	16	16	16	16
		16	12	12	16	10	13
		16	16	16	16	16	16
		14	12	12	14	15	14
		13	8	10	10	10	12
4	The extent to which the goods or services meet the College's needs. (up to 20 points)	12	11	11	11	9	12
		14	14	14	15	15	18
		19	17	17	18	18	18
		20	16	18	20	20	18
		16	10	11	11	10	12
		18	16	17	16	16	18
		14	14	14	14	15	16
		15	15	10	15	15	13
5	The vendor's past relationship with the College. (up to 3 points)	3	0	2	2	2	2
		3	1	2	2	2	2
		3	1	2	2	2	2
		3	1	2	2	2	2
		3	0	2	2	2	2
		3	1	2	2	2	2
		3	1	2	2	2	2
		3	1	2	2	2	2
6	The impact on the ability of the College to comply with laws relating to Historically Underutilized Businesses. (up to 1 point)	1	0	0	0	0	0
		1	0	0	0	0	0
		1	0	0	0	0	0
		1	0	0	0	0	0
		1	0	0	0	0	0
		1	0	0	0	0	0
		1	0	0	0	0	0
		1	0	0	0	0	0
TOTAL EVALUATION POINTS		93.75	82.64	63.58	79.785	78.45	80.26
RANKING		1	2	6	4	5	3

SOUTH TEXAS COLLEGE
8. PECAN CAMPUS NORTH ACADEMIC BUILDING AV INSTALLATION
PROJECT NO. 16-17-1034

VENDOR		Audio Visual Aids	Diversified	Level 3 Audio Visual	Whitlock	
ADDRESS		2903 N Flores St	6120 W by NW Blvd Ste 160	955 E Javelina Ave Ste B106	9101 Jameel Rd Ste 160	
CITY/STATE/ZIP		San Antonio, TX 78212	Houston, TX 77040	Mesa, AZ 85204	Houston, TX 77040	
PHONE		800-422-1282	713-325-6819	480-892-1071	512-354-2827	
FAX		800-854-8140	713-325-6820	480-892-5295	713-796-0701	
CONTACT		Ernest Mendez	Chad Cogburn	Doug Spencer	Elissa Fox	
#	Qty	Description	Proposed	Proposed	Proposed	
1	1	Pecan Campus North Academic Building AV Installation	\$ 497,302.00	\$ 659,662.93	\$ 630,576.47	\$ 626,936.76
TOTAL PROPOSAL AMOUNT			\$ 497,302.00	\$ 659,662.93	\$ 630,576.47	\$ 626,936.76
TOTAL EVALUATION POINTS			93.75	73.93	79.875	80.93
RANKING			1	4	3	2

SOUTH TEXAS COLLEGE
8. PECAN CAMPUS NORTH ACADEMIC BUILDING AV INSTALLATION
PROJECT NO. 16-17-1034

VENDOR		Audio Visual Aids	Diversified	Level 3 Audio Visual	Whitlock
ADDRESS		2903 N Flores St	6120 W by NW Blvd Ste 160	955 E Javelina Ave Ste B106	9101 Jameel Rd Ste 160
CITY/STATE/ZIP		San Antonio, TX 78212	Houston, TX 77040	Mesa, AZ 85204	Houston, TX 77040
PHONE		800-422-1282	713-325-6819	480-892-1071	512-354-2827
FAX		800-854-8140	713-325-6820	480-892-5295	713-796-0701
CONTACT		Ernest Mendez	Chad Cogburn	Doug Spencer	Elissa Fox
1	The purchase price. (up to 45 points)	45	33.93	35.5	35.68
		45	33.93	35.5	35.68
		45	33.93	35.5	35.68
		45	33.93	35.5	35.68
		45	33.93	35.5	35.68
		45	33.93	35.5	35.68
		45	33.93	35.5	35.68
		45	33.93	35.5	35.68
2	The reputation of the vendor and the vendor's goods or services. (up to 15 points)	15	8	12	13
		12	12	13	13
		14	12	14	14
		15	14	14	15
		15	8	12	13
		14	12	13	14
		14	12	14	14
		13	10	12	14
3	The quality of the vendor's goods or services. (up to 16 points)	15	12	16	13
		13	13	13	13
		15	13	14	14
		16	16	16	16
		16	12	16	13
		16	16	16	16
		14	12	14	14
		13	10	10	12
4	The extent to which the goods or services meet the College's needs. (up to 20 points)	12	11	11	12
		14	14	15	18
		19	17	18	18
		20	18	20	18
		16	11	11	12
		18	17	16	18
		14	14	14	16
		15	10	15	13
5	The vendor's past relationship with the College. (up to 3 points)	3	2	2	2
		3	2	2	2
		3	2	2	2
		3	2	2	2
		3	2	2	2
		3	2	2	2
		3	2	2	2
		3	2	2	2
6	The impact on the ability of the College to comply with laws relating to Historically Underutilized Businesses. (up to 1 point)	1	0	0	0
		1	0	0	0
		1	0	0	0
		1	0	0	0
		1	0	0	0
		1	0	0	0
		1	0	0	0
		1	0	0	0
TOTAL EVALUATION POINTS		93.75	73.93	79.875	80.93
RANKING		1	4	3	2

**SOUTH TEXAS COLLEGE
9. PECAN CAMPUS SOUTH ACADEMIC BUILDING AV INSTALLATION
PROJECT NO. 16-17-1035**

VENDOR			Audio Visual Aids	Data Projections	Diversified	Level 3 Audio Visual	Network Cabling Services, Inc.	Whitlock
ADDRESS			2903 N Flores St	16120 College Oak Ste 107	6120 W by NW Ste 160	955 E Javelina Ave Ste B106	12626 Fuqua St	9101 Jameel Rd #160
CITY/STATE/ZIP			San Antonio, TX 78212	San Antonio, TX 78249	Houston, TX 77040	Mesa, AZ 85204	Houston, TX 77034	Houston, TX 77040
PHONE			800-442-1282	512-271-6536	713-325-6819	480-892-1071	281-484-1777	512-354-2827
FAX			800-854-8140	210-408-4598	713-325-6820	480-892-5295	281-484-1776	713-796-0701
CONTACT			Ernest Mendez	Alan Stoner	Chad Cogburn	Brad Peterson	Mark Veltri	Elissa Fox
#	Qty	Description	Proposed	Proposed	Proposed	Proposed	Proposed	Proposed
1	1	Pecan Campus South Academic Building AV Installation	\$ 304,925.00	\$ 369,222.13	\$ 374,709.12	\$ 417,667.56	\$ 370,069.41	\$ 415,991.79
TOTAL PROPOSAL AMOUNT			\$ 304,925.00	\$ 369,222.13	\$ 374,709.12	\$ 417,667.56	\$ 370,069.41	\$ 415,991.79
TOTAL EVALUATION POINTS			93.75	75.295	76.63	77.225	79.33	78.23
RANKING			1	6	5	4	2	3

SOUTH TEXAS COLLEGE
9. PECAN CAMPUS - SOUTH ACADEMIC BUILDING AV INSTALLATION
PROJECT NO. 16-17-1035

VENDOR		Audio Visual Aids		Data Projections		Diversified		Level 3 Audio Visual		Network Cabling Services, Inc.		Whitlock	
ADDRESS		2903 N Flores St		16120 College Oak Ste 107		6120 W by NW Ste 160		955 E Javelina Ave Ste B106		12626 Fuqua St		9101 Jameel Rd #160	
CITY/STATE/ZIP		San Antonio, TX 78212		San Antonio, TX 78249		Houston, TX 77040		Mesa, AZ 85204		Houston, TX 77034		Houston, TX 77040	
PHONE		800-442-1282		512-271-6536		713-325-6819		480-892-1071		281-484-1777		512-354-2827	
FAX		800-854-8140		210-408-4598		713-325-6820		480-892-5295		281-484-1776		713-796-0701	
CONTACT		Ernest Mendez		Alan Stoner		Chad Cogburn		Brad Peterson		Mark Veltri		Elissa Fox	
1	The purchase price. (up to 45 points)	45	45	37.17	37.17	36.63	36.63	32.85	32.85	37.08	37.08	32.98	32.98
		45		37.17		36.63		32.85		37.08		32.98	
		45		37.17		36.63		32.85		37.08		32.98	
		45		37.17		36.63		32.85		37.08		32.98	
		45		37.17		36.63		32.85		37.08		32.98	
		45		37.17		36.63		32.85		37.08		32.98	
		45		37.17		36.63		32.85		37.08		32.98	
		45		37.17		36.63		32.85		37.08		32.98	
2	The reputation of the vendor and the vendor's goods or services. (up to 15 points)	15	14	13	10.625	8	11	12	13	8	12.25	13	13.75
		12		12		12		13		12		13	
		14		9		12		14		14		14	
		15		8		14		14		14		15	
		15		10		8		12		10		13	
		14		11		12		13		13		14	
		14		12		12		14		14		14	
		13		10		10		12		13		14	
3	The quality of the goods or services. (up to 16 points)	15	14.75	12	12.625	12	13	16	14.375	10	13	13	13.875
		13		13		13		13		13		13	
		15		12		13		14		14		14	
		16		16		16		16		16		16	
		16		12		12		16		16		16	
		16		16		16		16		16		16	
		14		12		12		14		14		15	
		13		8		10		10		10		10	
4	The extent to which the vendor's goods or services meet the College's needs. (up to 20 points)	12	16	11	14.125	11	14	11	15	9	15	12	15.625
		14		14		14		15		15		18	
		19		17		17		18		18		18	
		20		16		18		20		20		18	
		16		10		11		11		10		12	
		18		16		17		16		18		18	
		14		14		14		14		15		16	
		15		15		10		15		15		13	
5	The vendor's past relationship with the College. (up to 3 points)	3	3	0	0.75	2	2	2	2	2	2	2	2
		3		1		2		2		2		2	
		3		1		2		2		2		2	
		3		1		2		2		2		2	
		3		0		2		2		2		2	
		3		1		2		2		2		2	
		3		1		2		2		2		2	
		3		1		2		2		2		2	
6	The impact on the ability of the College to comply with laws relating to Historically Underutilized Businesses. (up to 1 point)	1	1	0	0	0	0	0	0	0	0	0	0
		1		0		0		0		0		0	
		1		0		0		0		0		0	
		1		0		0		0		0		0	
		1		0		0		0		0		0	
		1		0		0		0		0		0	
		1		0		0		0		0		0	
		1		0		0		0		0		0	
TOTAL EVALUATION POINTS		93.75		75.295		76.63		77.225		79.33		78.23	
RANKING		1		6		5		4		2		3	

SOUTH TEXAS COLLEGE
10. PECAN CAMPUS STEM BUILDING AV INSTALLATION
PROJECT NO. 16-17-1036

VENDOR			Audio Visual Aids	Data Projections	Diversified	Level 3 Audio Visual	Network Cabling Services, Inc.	Whitlock
ADDRESS			2903 N Flores St	16120 College Oak Ste 107	6120 W by NW Blvd Ste 160	955 E Javelina Ave Ste B106	12626 Fuqua St	9101 Jameel Rd #160
CITY/STATE/ZIP			San Antonio, TX 78212	San Antonio, TX 78249	Houston, TX 77040	Mesa, AZ 85204	Houston, TX 77034	Houston, TX 77040
PHONE			800-422-1282	512-271-6536	713-325-6819	480-892-1071	281-484-1777	512-354-2827
FAX			800-854-8140	210-408-4598	713-325-6820	480-892-5295	281-481-0225	713-796-0701
CONTACT			Ernest Mendez	Alan Stoner	Chad Cogburn	Brad Peterson	Mark Veltri	Elissa Fox
#	Qty	Description	Proposed	Proposed	Proposed	Proposed	Proposed	Proposed
1	1	Pecan Campus STEM Building AV Installation	\$ 380,548.00	\$ 439,817.02	\$ 473,780.40	\$ 510,839.54	\$ 467,503.38	\$ 515,614.34
TOTAL PROPOSAL AMOUNT			\$ 380,548.00	\$ 439,817.02	\$ 473,780.40	\$ 510,839.54	\$ 467,503.38	\$ 515,614.34
TOTAL EVALUATION POINTS			93.75	77.045	76.13	77.895	78.63	78.46
RANKING			1	5	6	4	2	3

SOUTH TEXAS COLLEGE
10. PECAN CAMPUS STEM BUILDING AV INSTALLATION
PROJECT NO. 16-17-1036

VENDOR		Audio Visual Aids	Data Projections	Diversified	Level 3 Audio Visual	Network Cabling Services, Inc.	Whitlock
ADDRESS		2903 N Flores St	16120 College Oak Ste 107	6120 W by NW Blvd Ste 160	955 E Javelina Ave Ste B106	12626 Fuqua St	9101 Jameel Rd #160
CITY/STATE/ZIP		San Antonio, TX 78212	San Antonio, TX 78249	Houston, TX 77040	Mesa, AZ 85204	Houston, TX 77034	Houston, TX 77040
PHONE		800-422-1282	512-271-6536	713-325-6819	480-892-1071	281-484-1777	512-354-2827
FAX		800-854-8140	210-408-4598	713-325-6820	480-892-5295	281-481-0225	713-796-0701
CONTACT		Ernest Mendez	Alan Stoner	Chad Cogburn	Brad Peterson	Mark Veltri	Elissa Fox
1	The purchase price. (up to 45 points)	45	38.92	36.13	33.52	36.63	33.21
		45	38.92	36.13	33.52	36.63	33.21
		45	38.92	36.13	33.52	36.63	33.21
		45	38.92	36.13	33.52	36.63	33.21
		45	38.92	36.13	33.52	36.63	33.21
		45	38.92	36.13	33.52	36.63	33.21
		45	38.92	36.13	33.52	36.63	33.21
		45	38.92	36.13	33.52	36.63	33.21
		45	38.92	36.13	33.52	36.63	33.21
2	The reputation of the vendor and the vendor's goods or services. (up to 15 points)	15	13	8	12	8	13
		12	12	12	13	12	13
		14	9	12	14	14	14
		15	10	14	14	14	15
		15	8	8	12	10	13
		14	11	12	13	13	14
		14	12	12	14	14	14
		13	10	10	12	13	14
		14	10.625	11	13	12.25	13.75
3	The quality of the goods or services. (up to 16 points)	15	12	12	16	10	13
		13	13	13	13	13	13
		15	12	13	14	14	14
		16	12	16	16	16	16
		16	16	12	16	10	13
		16	16	16	16	16	16
		14	12	12	14	15	14
		13	8	10	10	10	12
		14.75	12.625	13	14.375	13	13.875
4	The extent to which the goods or services meet the College's needs. (up to 20 points)	12	11	11	11	9	12
		14	14	14	15	15	18
		19	17	17	18	18	18
		20	10	18	20	20	18
		16	16	11	11	10	12
		18	16	17	16	16	18
		14	14	14	14	15	16
		15	15	10	15	15	13
		16	14.125	14	15	14.75	15.625
5	The vendor's past relationship with the College. (up to 3 points)	3	0	2	2	2	2
		3	1	2	2	2	2
		3	1	2	2	2	2
		3	0	2	2	2	2
		3	1	2	2	2	2
		3	1	2	2	2	2
		3	1	2	2	2	2
		3	1	2	2	2	2
		3	0.75	2	2	2	2
6	The impact on the ability of the College to comply with laws relating to Historically Underutilized Businesses. (up to 1 point)	1	0	0	0	0	0
		1	0	0	0	0	0
		1	0	0	0	0	0
		1	0	0	0	0	0
		1	0	0	0	0	0
		1	0	0	0	0	0
		1	0	0	0	0	0
		1	0	0	0	0	0
TOTAL EVALUATION POINTS		93.75	77.045	76.13	77.895	78.63	78.46
RANKING		1	5	6	4	2	3

SOUTH TEXAS COLLEGE
11. STARR COUNTY CAMPUS HEALTH PROFESSIONS AND SCIENCE BUILDING AV INSTALLATION
PROJECT NO. 16-17-1037

VENDOR			Audio Visual Aids	Data Projections	Diversified	Level 3 Audio Visual	Network Cabling Services, Inc.	Whitlock
ADDRESS			2903 N Flores St	16120 College Oak Ste 107	6120 W by NW Blvd Ste 160	955 E Javelina Ave Ste B106	12626 Fuqua St	9101 Jameel Rd #160
CITY/STATE/ZIP			San Antonio, TX 78212	San Antonio, TX 78249	Houston, TX 77040	Mesa, AZ 85204	Houston, TX 77034	Houston, TX 77040
PHONE			800-422-1282	512-271-6536	713-325-6819	480-892-1071	281-484-1777	512-354-2827
FAX			800-854-8140	210-408-4598	713-325-6820	480-892-5295	281-481-0225	713-796-0701
CONTACT			Ernest Mendez	Alan Stoner	Chad Cogburn	Brad Peterson	Mark Veltri	Elissa Fox
#	Qty	Description	Proposed	Proposed	Proposed	Proposed	Proposed	Proposed
1	1	Starr County Campus Health Professions and Science Building AV Installation	\$ 393,806.50	\$ 461,569.85	\$ 488,394.49	\$ 523,504.82	\$ 474,111.04	\$ 546,838.39
TOTAL PROPOSAL AMOUNT			\$ 393,806.50	\$ 461,569.85	\$ 488,394.49	\$ 523,504.82	\$ 474,111.04	\$ 546,838.39
TOTAL EVALUATION POINTS			93.75	76.505	76.27	77.215	79.39	77.65
RANKING			1	6	5	4	2	3

SOUTH TEXAS COLLEGE
11. STARR COUNTY CAMPUS HEALTH PROFESSIONS AND SCIENCE BUILDING AV INSTALLATION
PROJECT NO. 16-17-1037

VENDOR		Audio Visual Aids		Data Projections		Diversified		Level 3 Audio Visual		Network Cabling Services, Inc.		Whitlock	
ADDRESS		2903 N Flores St		16120 College Oak Ste 107		6120 W by NW Blvd Ste 160		955 E Javelina Ave Ste B106		12626 Fuqua St		9101 Jameel Rd #160	
CITY/STATE/ZIP		San Antonio, TX 78212		San Antonio, TX 78249		Houston, TX 77040		Mesa, AZ 85204		Houston, TX 77034		Houston, TX 77040	
PHONE		800-422-1282		512-271-6536		713-325-6819		480-892-1071		281-484-1777		512-354-2827	
FAX		800-854-8140		210-408-4598		713-325-6820		480-892-5295		281-481-0225		713-796-0701	
CONTACT		Ernest Mendez		Alan Stoner		Chad Cogburn		Brad Peterson		Mark Veltri		Elissa Fox	
1	The purchase price. (up to 45 points)	45	45	38.38	38.38	36.27	36.27	33.84	33.84	37.39	37.39	32.4	32.4
		45		38.38		36.27		33.84		37.39		32.4	
		45		38.38		36.27		33.84		37.39		32.4	
		45		38.38		36.27		33.84		37.39		32.4	
		45		38.38		36.27		33.84		37.39		32.4	
		45		38.38		36.27		33.84		37.39		32.4	
		45		38.38		36.27		33.84		37.39		32.4	
		45		38.38		36.27		33.84		37.39		32.4	
2	The reputation of the vendor and the vendor's goods or services. (up to 15 points)	15	14	13	10.625	8	11	12	12.5	8	12.25	13	13.75
		12		12		12		13		12		13	
		14		9		12		14		14		14	
		15		8		14		8		10		15	
		15		10		8		12		13		13	
		14		11		12		13		13		14	
		14		12		12		14		14		14	
		13		10		10		12		13		14	
3	The quality of the vendor's goods or services. (up to 16 points)	15	14.75	12	12.625	12	13	16	13.875	10	13	13	13.875
		13		13		13		13		14		13	
		15		12		13		14		14		14	
		16		16		16		16		16		16	
		16		12		12		12		10		13	
		16		16		16		16		16		16	
		14		12		12		14		15		14	
		13		8		10		10		10		12	
4	The extent to which the goods or services meet the College's needs. (up to 20 points)	12	16	11	14.125	11	14	11	15	9	14.75	12	15.625
		14		14		14		15		15		18	
		19		17		17		18		18		18	
		20		16		18		20		20		18	
		16		10		11		11		10		12	
		18		16		17		16		16		18	
		14		14		14		14		15		16	
		15		15		10		15		15		13	
5	The vendor's past relationship with the College. (up to 3 points)	3	3	0	0.75	2	2	2	2	2	2	2	2
		3		1		2		2		2		2	
		3		1		2		2		2		2	
		3		1		2		2		2		2	
		3		0		2		2		2		2	
		3		1		2		2		2		2	
		3		1		2		2		2		2	
		3		1		2		2		2		2	
6	The impact on the ability of the College to comply with laws relating to Historically Underutilized Businesses. (up to 1 point)	1	1	0	0	0	0	0	0	0	0	0	0
		1		0		0		0		0		0	
		1		0		0		0		0		0	
		1		0		0		0		0		0	
		1		0		0		0		0		0	
		1		0		0		0		0		0	
		1		0		0		0		0		0	
		1		0		0		0		0		0	
TOTAL EVALUATION POINTS		93.75		76.505		76.27		77.215		79.39		77.65	
RANKING		1		6		5		4		2		3	

SOUTH TEXAS COLLEGE
12. STARR COUNTY CAMPUS STUDENT ACTIVITIES BUILDING EXPANSION AV INSTALLATION
PROJECT NO. 16-17-1042

VENDOR			Audio Visual Aids	Data Projections	Diversified	Level 3 Audio Visual	SKC Communication Products, LLC.	Whitlock
ADDRESS			2903 N Flores St	16120 College Oak Ste 107	6120 W by NW Blvd Ste 160	955 E Javelina Ave Ste B106	8320 Hedge Ln Terrace	9101 Jameel Rd #160
CITY/STATE/ZIP			San Antonio, TX 78212	San Antonio, TX 78249	Houston, TX 77040	Mesa, AZ 85204	Shawnee, KS 66227	Houston, TX 77040
PHONE			800-422-1282	512-271-6536	713-325-6819	480-892-1071	800-882-7779	512-354-2827
FAX			800-854-8140	210-408-4598	713-325-6820	480-892-5295	800-454-4752	713-796-0701
CONTACT			Ernest Mendez	Alan Stoner	Chad Cogburn	Doug Spencer	Erin Belenky	Elissa Fox
#	Qty	Description	Proposed	Proposed	Proposed	Proposed	Proposed	Proposed
1	1	Starr County Campus Student Activities Building Expansion AV Installation	\$ 77,264.00	\$ 94,968.15	\$ 104,090.98	\$ 114,316.01	\$ 119,262.67	\$ 99,863.88
TOTAL PROPOSAL AMOUNT			\$ 77,264.00	\$ 94,968.15	\$ 104,090.98	\$ 114,316.01	\$ 119,262.67	\$ 99,863.88
TOTAL EVALUATION POINTS			93.75	74.63	73.39	74.795	65.41	80.08
RANKING			1	3	5	4	6	2

SOUTH TEXAS COLLEGE
12. STARR COUNTY CAMPUS STUDENT ACTIVITIES BUILDING EXPANSION AV INSTALLATION
PROJECT NO. 16-17-1042

VENDOR		Audio Visual Aids		Data Projections		Diversified		Level 3 Audio Visual		SKC Communication Products, LLC.		Whitlock	
ADDRESS		2903 N Flores St		16120 College Oak Ste 107		6120 W by NW Blvd Ste 160		Ave Ste B106		8320 Hedge Ln Terrace		9101 Jameel Rd #160	
CITY/STATE/ZIP		San Antonio, TX 78212		San Antonio, TX 78249		Houston, TX 77040		Mesa, AZ 85204		Shawnee, KS 66227		Houston, TX 77040	
PHONE		800-422-1282		512-271-6536		713-325-6819		480-892-1071		800-882-7779		512-354-2827	
FAX		800-854-8140		210-408-4598		713-325-6820		480-892-5295		800-454-4752		713-796-0701	
CONTACT		Ernest Mendez		Alan Stoner		Chad Cogburn		Doug Spencer		Erin Belenky		Elissa Fox	
1	The purchase price. (up to 45 points)	45	45	36.63	36.63	33.39	33.39	30.42	30.4	29.16	29.16	34.83	34.83
		45		36.63		33.39		30.42		29.16		34.83	
		45		36.63		33.39		30.42		29.16		34.83	
		45		36.63		33.39		30.42		29.16		34.83	
		45		36.63		33.39		30.42		29.16		34.83	
		45		36.63		33.39		30.42		29.16		34.83	
		45		36.63		33.39		30.42		29.16		34.83	
		45		36.63		33.39		30.42		29.16		34.83	
2	The reputation of the vendor and the vendor's goods or services. (up to 15 points)	15	14	13	10.5	8	11	12	13	7	8.875	13	13.75
		12		12		12		13		11		13	
		14		9		12		14		11		14	
		15		8		14		14		8		15	
		15		10		8		12		2		13	
		14		10		12		13		11		14	
		14		12		12		14		11		14	
		13		10		10		12		10		14	
3	The quality of the vendor's goods or services. (up to 16 points)	15	14.75	12	12.625	12	13	16	14.4	10	12.5	13	13.88
		13		13		13		13		13		13	
		15		12		13		14		12		14	
		16		16		16		16		16		16	
		16		12		12		16		13		13	
		16		16		16		16		16		16	
		14		12		12		14		10		14	
		13		8		10		10		10		12	
4	The extent to which the vendor's goods or services meet the College's needs. (up to 20 points)	12	16	11	14.125	11	14	11	15	6	12.88	12	15.63
		14		14		14		15		15		18	
		19		17		17		18		15		18	
		20		16		18		20		19		18	
		16		10		11		11		11		12	
		18		16		17		16		15		18	
		14		14		14		14		12		16	
		15		15		10		15		10		13	
5	The vendor's past relationship with the College. (up to 3 points)	3	3	0	0.75	2	2	2	2	2	2	2	2
		3		1		2		2		2		2	
		3		1		2		2		2		2	
		3		1		2		2		2		2	
		3		0		2		2		2		2	
		3		1		2		2		2		2	
		3		1		2		2		2		2	
		3		1		2		2		2		2	
6	The impact on the ability of the College to comply with laws relating to Historically Underutilized Businesses. (up to 1 point)	1	1	0	0	0	0	0	0	0	0	0	0
		1		0		0		0		0		0	
		1		0		0		0		0		0	
		1		0		0		0		0		0	
		1		0		0		0		0		0	
		1		0		0		0		0		0	
		1		0		0		0		0		0	
		1		0		0		0		0		0	
TOTAL EVALUATION POINTS		93.75		74.63		73.39		74.795		65.41		80.08	
RANKING		1		3		5		4		6		2	

SOUTH TEXAS COLLEGE
13. STARR COUNTY CAMPUS STUDENT SERVICES BUILDING EXPANSION AV INSTALLATION
PROJECT NO. 16-17-1043

VENDOR			Audio Visual Aids	Data Projections	Diversified	Level 3 Audio Visual	SKC Communication Products, LLC.	SIT, LLC.	Whitlock
ADDRESS			2903 N Flores St	16120 College Oak Ste 107	6120 W by NW Blvd Ste 160	955 E Javelina Ave Ste B106	8320 Hedge Ln Terrace	5125 S McColl Rd Ste A	9101 Jameel Rd #160
CITY/STATE/ZIP			San Antonio, TX 78212	San Antonio, TX 78249	Houston, TX 77040	Mesa, AZ 85204	Shawnee, KS 66227	Edinburg, TX 78539	Houston, TX 77040
PHONE			800-422-1282	512-271-6536	713-325-6819	480-892-1071	800-882-7779	888-748-0956	512-354-2827
FAX			800-854-8140	210-408-4598	713-325-6820	480-892-5295	800-454-4752	888-748-0956	713-796-0701
CONTACT			Ernest Mendez	Alan Stoner	Chad Cogburn	Doug Spencer	Erin Belenky	Alexander Rodas	Elissa Fox
#	Qty	Description	Proposed	Proposed	Proposed	Proposed	Proposed	Proposed	Proposed
1	1	Starr County Campus Student Activities Building Expansion AV Installation	\$ 22,033.50	\$ 28,681.91	\$ 78,444.77	\$ 39,577.64	\$ 44,103.41	\$ 30,468.00	\$ 38,794.89
TOTAL PROPOSAL AMOUNT			\$ 22,033.50	\$ 28,681.91	\$ 78,444.77	\$ 39,577.64	\$ 44,103.41	\$ 30,468.00	\$ 38,794.89
TOTAL EVALUATION POINTS			93.75	72.56	52.89	69.435	59.25	72.655	70.81
RANKING			1	3	7	5	6	2	4

SOUTH TEXAS COLLEGE
13. STARR COUNTY CAMPUS STUDENT SERVICES BUILDING EXPANSION AV INSTALLATION
PROJECT NO. 16-17-1043

VENDOR		Audio Visual Aids	Data Projections	Diversified	Level 3 Audio Visual	SKC Communication Products, LLC.	SIT, LLC.	Whitlock				
ADDRESS		2903 N Flores St	16120 College Oak Ste 107	6120 W by NW Ste 160	955 E Javelina Ave Ste B106	8320 Hedge Ln Terrace	5125 S McColl Rd Ste A	9101 Jameel Rd #160				
CITY/STATE/ZIP		San Antonio, TX 78212	San Antonio, TX 78249	Houston, TX 77040	Mesa, AZ 85204	Shawnee, KS 66227	Edinburg, TX 78539	Houston, TX 77040				
PHONE		800-854-8140	512-271-6536	713-325-6819	480-892-1071	800-882-7779	888-748-0956	512-354-2827				
FAX		800-854-8140	210-408-4598	713-325-6820	480-892-5295	800-454-4752	888-748-0956	713-796-0701				
CONTACT		Ernest Mendez	Alan Stoner	Chad Cogburn	Doug Spencer	Erin Belenky	Alexander Rodas	Elissa Fox				
1	The purchase price. (up to 45 points)	45	34.56	12.64	12.64	25.06	25.06	22.5	22.5	32.53	32.53	25.56
		45		12.64		25.06		22.5		32.53		25.56
		45		12.64		25.06		22.5		32.53		25.56
		45		12.64		25.06		22.5		32.53		25.56
		45		12.64		25.06		22.5		32.53		25.56
		45		12.64		25.06		22.5		32.53		25.56
		45		12.64		25.06		22.5		32.53		25.56
		45		12.64		25.06		22.5		32.53		25.56
2	The reputation of the vendor and the vendor's goods or services. (up to 15 points)	15	10.5	8	11	12	13	7	9.875	10	11.125	13
		12		12		13		11		13		13
		14		9		12		11		14		14
		15		8		14		8		14		15
		15		10		8		10		10		13
		14		10		12		11		11		14
		14		12		12		11		13		14
		13		10		10		10		10		14
3	The quality of the vendor's goods or services. (up to 16 points)	15	12.625	12	13	16	14.38	10	12.125	10	12.375	13
		13		13		13		13		13		13
		15		12		13		12		14		14
		16		16		16		16		16		16
		16		12		12		16		10		13
		16		16		16		16		16		16
		14		12		12		14		10		14
		13		8		10		10		10		12
4	The extent to which the goods or services meet the College's needs. (up to 20 points)	12	14.125	11	14.25	11	15	6	12.75	10	13.625	12
		14		14		15		15		14		18
		19		17		18		15		15		18
		20		16		20		19		20		18
		16		10		11		10		10		12
		18		16		17		16		15		18
		14		14		14		14		12		16
		15		15		10		15		10		13
5	The vendor's past relationship with the College. (up to 3 points)	3	0.75	2	2	2	2	2	2	2	2	2
		3		2		2		2		2		2
		3		1		2		2		2		2
		3		1		2		2		2		2
		3		0		2		2		2		2
		3		1		2		2		2		2
		3		1		2		2		2		2
		3		1		2		2		2		2
6	The impact on the ability of the College to comply with laws relating to Historically Underutilized Businesses. (up to 1 point)	1	0	0	0	0	0	0	0	1	1	0
		1		0		0		0		1		0
		1		0		0		0		1		0
		1		0		0		0		1		0
		1		0		0		0		1		0
		1		0		0		0		1		0
		1		0		0		0		1		0
		1		0		0		0		1		0
TOTAL EVALUATION POINTS		93.75	72.56	52.89	69.435	59.25	72.655	70.81				
RANKING		1	3	7	5	6	2	4				

SOUTH TEXAS COLLEGE
14. TECHNOLOGY CAMPUS SOUTHWEST BUILDING EXPANSION AV INSTALLATION
PROJECT NO. 16-17-1038

VENDOR		Audio Visual Aids	Data Projections	Diversified	Level 3 Audio Visual	Whitlock	
ADDRESS		2903 N Flores St	16120 College Oak Ste 107	6120 W by NW Blvd Ste 160	955 E Javelina Ave Ste B106	9101 Jameel Rd #160	
CITY/STATE/ZIP		San Antonio, TX 78212	San Antonio, TX 78249	Houston, TX 77040	Mesa, AZ 85204	Houston, TX 77040	
PHONE		800-422-1282	512-271-6536	713-325-6819	480-892-1071	512-354-2827	
FAX		800-854-8140	210-408-4598	713-325-6820	480-892-5295	713-796-0701	
CONTACT		Ernest Mendez	Alan Stoner	Chad Cogburn	Brad Peterson	Elissa Fox	
#	Qty	Description	Proposed	Proposed	Proposed	Proposed	
1	1	Technology Campus Southwest Building Expansion AV Installation	\$ 315,308.50	\$ 375,233.27	\$ 385,554.73	\$ 405,586.16	\$ 431,082.74
TOTAL PROPOSAL AMOUNT		\$ 315,308.50	\$ 375,233.27	\$ 385,554.73	\$ 405,586.16	\$ 431,082.74	
TOTAL EVALUATION POINTS		93.75	75.925	76.81	79.335	78.14	
RANKING		1	5	4	2	3	

SOUTH TEXAS COLLEGE
14. TECHNOLOGY CAMPUS SOUTHWEST BUILDING EXPANSION AV INSTALLATION
PROJECT NO. 16-17-1038

VENDOR		Audio Visual Aids	Data Projections	Diversified	Level 3 Audio Visual	Whitlock					
ADDRESS		2903 N Flores St	16120 College Oak Ste 107	6120 W by NW Blvd Ste 160	955 E Javelina Ave Ste B106	9101 Jameel Rd #160					
CITY/STATE/ZIP		San Antonio, TX 78212	San Antonio, TX 78249	Houston, TX 77040	Mesa, AZ 85204	Houston, TX 77040					
PHONE		800-422-1282	512-271-6536	713-325-6819	480-892-1071	512-354-2827					
FAX		800-854-8140	210-408-4598	713-325-6820	480-892-5295	713-796-0701					
CONTACT		Ernest Mendez	Alan Stoner	Chad Cogburn	Brad Peterson	Elissa Fox					
1	The purchase price. (up to 45 points)	45	37.8	37.8	36.81	36.81	36.81	34.96	34.96	32.89	32.89
		45	37.8								
		45	37.8								
		45	37.8								
		45	37.8								
		45	37.8								
		45	37.8								
		45	37.8								
2	The reputation of the vendor and the vendor's goods or services. (up to 15 points)	15	13	10.625	8	11	11	12	13	13	13.75
		12	12								
		14	9								
		15	8								
		15	10								
		14	11								
		14	12								
		13	10								
3	The quality of the vendor's goods or services. (up to 16 points)	15	12	12.625	12	13	13	16	14.375	14	13.875
		13	13								
		15	12								
		16	16								
		16	12								
		16	16								
		14	12								
		13	8								
4	The extent to which the goods or services meet the College's needs. (up to 20 points)	12	11	14.125	11	14	14	11	15	18	15.625
		14	14								
		19	17								
		20	16								
		16	10								
		18	16								
		14	14								
		15	15								
5	The vendor's past relationship with the College. (up to 3 points)	3	0	0.75	2	2	2	2	2	2	2
		3	1								
		3	1								
		3	1								
		3	0								
		3	1								
		3	1								
		3	1								
6	The impact on the ability of the College to comply with laws relating to Historically Underutilized Businesses. (up to 1 point)	1	0	0	0	0	0	0	0	0	0
		1	0								
		1	0								
		1	0								
		1	0								
		1	0								
		1	0								
		1	0								
TOTAL EVALUATION POINTS		93.75	75.925	76.81	79.335	78.14					
RANKING		1	5	4	2	3					

SOUTH TEXAS COLLEGE
15. RISK MANAGEMENT CONSULTANT SERVICES
PROJECT NO. 16-17-1045

VENDOR		Cameron Investment Company dba/Shepard Walton King Insurance Group
ADDRESS		121 Pecan Blvd
CITY/STATE/ZIP		McAllen, TX 78501
PHONE		956-682-2841
FAX		956-630-4015
CONTACT		Raul Cabaza III
#	Description	Proposed
1	Annual Consultant Fee	\$18,500.00
2	Safety Services (Hourly Rate)	\$125.00/hr Estimate: This will depend on services needed and provider chosen. Carrier loss control services are available at no charge.
3	Special Meeting (Hourly Rate)	\$250.00 (example Alternate Insurance program such as the OCIP evaluation)
Escalation		
2nd Year		\$18,500.00
3rd Year		\$19,500.00
4th Year		\$19,500.00
5th Year		\$19,500.00
TOTAL EVALUATION POINTS		97.32
RANKING		1

SOUTH TEXAS COLLEGE
15. RISK MANAGEMENT CONSULTANT SERVICES
PROJECT NO. 16-17-1045

VENDOR		Cameron Investment Company dba/Shepard Walton King Insurance Group	
ADDRESS		121 Pecan Blvd	
CITY/STATE/ZIP		McAllen, TX 78501	
PHONE		956-682-2841	
FAX		956-630-4015	
CONTACT		Raul Cabaza III	
1	The purchase price. (up to 40 points)	40	40
		40	
		40	
2	The reputation of the vendor and the vendor's goods or services. (up to 18 points)	18	17.66
		17	
		18	
3	The quality of the vendor's goods or services. (up to 18 points)	18	17.33
		17	
		17	
4	The extent to which the goods or services meet the College's needs. (up to 15 points)	15	14.33
		14	
		14	
5	The vendor's past relationship with the College. (up to 3 points)	3	3
		3	
		3	
6	The impact on the ability of the College to comply with laws relating to Historically Underutilized Business. (up to 1 point)	0	0
		0	
		0	
7	The total long-term cost to the college to acquire the vendor's goods or services. (up to 5 points)	5	5
		5	
		5	
TOTAL EVALUATION POINTS		97.32	
RANKING		1	

**SOUTH TEXAS COLLEGE
16. TRAVEL SERVICES
PROJECT NO. 16-17-1030**

VENDOR	Campus Travel USA	Express Travel	Key Travel	Shands Brooks Travel	
ADDRESS	200 N Michigan Ave Ste 200	1001 S 10th Ste P	1500 JFK Blvd Ste 1301	730 W Nolana Ave Ste 100	
CITY/STATE/ZIP	Chicago, IL 60601	McAllen, TX 78501	Philadelphia, PA 19102	McAllen, TX 78504	
PHONE	847-612-9718	956-630-1002	646-218-2100	956-687-7202	
FAX		956-630-1052		956-687-2210	
CONTACT	Cameron A McLeod	Sofia Del Toro	Russ Ferguson	Debra E. Brooks	
#	Description	Proposed	Proposed	Proposed	
1	Number of Years in Business	Campus Travel brand was formally launched in 2015 as a result of long experience within higher education in the US and Canada (through sister brands such as FCM and Corporate Traveler).	23 Years	37 Years	38 Years
2	Type of Operation	Corporation	Corporation	Corporation	Individual
3	Number of Employees	2,100	5	300	5
4	Annual Sales Volume	\$2.3 Billion	\$275,000	\$220 Million	5 Million
5	Is your company currently in default?	No	N/A	No	No
6	References	Provided	Provided	Provided	Provided
7	Certified Historically Underutilized Business	No	No	No	No
8	Normal Days and Hours of Operation	Monday - Friday 7:00 a.m. - 7:00 p.m.	Monday - Friday 8:20 a.m. - 5:30 p.m.	Monday - Friday 8:00 a.m. - 5:00 p.m.	Monday - Friday 8:30 a.m. - 6:00 p.m.
9	Do you provide emergency services? (outside of regular operating hours)	Yes	Yes	Yes	Yes
10	Do you provide group rate discounts?	Yes	Yes	Yes	Yes
11	Will you accept purchase orders for services?	We are open to the potential for trading account on net terms subject to approval and further discussion.	Yes	Yes	Yes
12	Do you provide charter services?	Yes	Yes	Yes	Yes
13	Do you provide travel orientation seminars?	Yes	Yes	Yes	Yes
14	Explain timely processing of travel arrangements.	We are recommending a designated team of no more than 7 experienced travel consultants. We would also deploy a customized version of the Concur Travel online booking tool for STC and provide training and strategies to drive adoption.	No Response	Less than 3 Hours via Email and Less than 10 seconds via phone	Will comply with STC requirements

**SOUTH TEXAS COLLEGE
16. TRAVEL SERVICES
PROJECT NO. 16-17-1030**

VENDOR		Campus Travel USA	Express Travel	Key Travel	Shands Brooks Travel
#	Description	Proposed	Proposed	Proposed	Proposed
15	Explain your handling of cancellations/refunds.	We will not charge an additional transaction fee unless a new booking is made (such as during an exchange).	No additional fee mentioned	We are able to obtain a monetary refund in situations where we need to process cancellations instead of securing an airline credit for unused tickets which can be challenging to use and manage.	No additional service fee
16	Processing of Airline Reservations	\$28.00	\$40.00	\$25.00 (offline)/ \$8.00 (online)	\$25.00 per ticket
17	Automobile Rental Reservations	\$10.00	\$20.00	\$15.00 (offline)/ \$0.00 (online)	No Fee
18	Hotel Reservations	\$10.00	\$20.00 Per Room	\$15.00 (offline)/ \$0.00 (online)	No Fee
19	Charter Services	Priced upon scope	10% of Net Fare	Case by Case	Case by Case
20	Delivery of tickets to STC	Included	\$0.00	Carriers fee	Electronic Issue
21	Emergency Services (reservations outside of normal working hours)	\$20 per call per PNR	\$50 per ticket	\$0 - \$75 depending on volumes	Yes, will provide after hour phone number.
22	Reports	First license included at no cost, \$1,500 per additional license	\$150.00	No fee	Will provide on demand reports
23	Group Rates	Priced upon scope	\$40.00 per air ticket	No fee	\$25.00 per ticket
Escalation					
2nd Year		0%	10%	0%	0%
3rd Year		0%	10%	0%	0%
TOTAL EVALUATION POINTS		80.04	73.45	84.65	90.32
RANKING		3	4	2	1

**SOUTH TEXAS COLLEGE
16. TRAVEL SERVICES
PROJECT NO. 16-17-1030**

VENDOR		Campus Travel USA		Express Travel		Key Travel		Shands Brooks Travel	
ADDRESS		200 N Michigan Ave Ste 200		1001 S 10th Ste P		1500 JFK Blvd Ste 1301		730 W Nolana Ave Ste 100	
CITY/STATE/ZIP		Chicago, IL 60601		McAllen, TX 78501		Philadelphia, PA 19102		McAllen, TX 78504	
PHONE		847-612-9718		956-630-1002		646-218-2100		956-687-7202	
FAX				956-630-1052				956-687-2210	
CONTACT		Cameron A McLeod		Sofia Del Toro		Russ Ferguson		Debra E. Brooks	
1	The Respondent's price proposal. (up to 40 points)	35.71	35.71	28.12	28.12	40	40	40	40
		35.71		28.12		40		40	
		35.71		28.12		40		40	
2	The reputation of the vendor's goods or services. (up to 18 points)	15	15.33	15	15.33	15	15.66	17	16.66
		16		16		16		17	
		15		15		16		16	
3	The quality of the goods or services. (up to 18 points)	14	15	14	15	14	14.66	17	16.66
		16		15		15		17	
		15		16		15		16	
4	The extent to which the vendor's goods or services meet the College's needs. (up to 15 points)	11	12	11	13	11	12.33	14	14
		13		14		12		14	
		12		14		14		14	
5	The vendor's past relationship with the College. (up to 3 points)	2	2	2	2	2	2	3	3
		2		2		2		3	
		2		2		2		3	
6	The impact on the ability of the College to comply with laws relating to Historically Underutilized Businesses. (up to 1 point)	0	0	0	0	0	0	0	0
		0		0		0		0	
		0		0		0		0	
7	The total long term cost of the College to acquire the vendor's goods or services. (up to 5 points)	5	5	1	1	5	5	5	5
		5		1		5		5	
		5		1		5		5	
TOTAL EVALUATION POINTS		80.04		73.45		84.65		90.32	
RANKING		3		4		2		1	

**SOUTH TEXAS COLLEGE
17. ULTRASOUND MACHINES
PROJECT NO. R0081274**

VENDOR			Siemens Medical Solutions USA, Inc.	
ADDRESS			40 Liberty Blvd	
CITY/STATE/ZIP			Malvern, PA 19355	
PHONE			512-952-9114	
CONTACT			Ryan Van Meter	
#	Qty	Description	Unit Price	Extension
1	1	Acuson NX3 Elite Ultrasound System	\$ 45,655.00	\$ 45,655.00
2	1	Acuson P500 Ultrasound System	\$ 34,923.00	\$ 34,923.00
TOTAL AMOUNT			\$	80,578.00

**Review and Discussion of State Appropriations for FY 2017 - 2018 and
 FY 2018 - 2019 Biennium**

On January 18, 2017, the Texas Association of Community Colleges (TACC) provided to South Texas College the Senate (SB1) and the House (HB1) base budget bills for the FY 2017 - 2018 and FY 2018 - 2019 biennium.

Preliminary Funding – All Community Colleges – Biennium FY 2018 – FY 2019

The total funding level for all the Community Colleges per SB1 and HB1 is as follows:

- Each bill maintains the current \$1,000,000 core funding for each college and the remaining amount is divided as 90% for Contact Hours and 10% for Student Success Points funding.
- For the FY 2018 – FY 2019 biennium, the Contact Hour funding total for all community colleges is reduced by \$5,879,808 from the FY 2016 – FY 2017 biennium, or -0.4%, and the Success Points funding total is reduced by \$653,312 from the FY 2016 – FY 2017 biennium, or -0.4%. The Success Points were funded at \$185.12 per point for the FY 2014 – FY 2015 biennium and \$173.00 per point for the FY 2016 – FY 2017 biennium. The proposed Success Points funding for the FY 2018 – FY 2019 biennium is \$162.51 per point.
- The Senate deleted all Community College Special Items, but placed a contingency amount elsewhere in the budget.
- The House reduced the Community College Special Items by 9%.
- The Senate and House deleted the Hold Harmless funding, which prevents colleges from receiving less funds in the upcoming biennium than what was received by each college in the previous biennium.

All Community Colleges – Biennium Appropriations Comparison

State Appropriations	Final FY 2016 – FY 2017 Biennium	SB1/HB1 FY 2018 – FY 2019 Biennium	Increase (Decrease)	% Increase (Decrease)
Core Operations	\$50,000,000	\$50,000,000	-	
Performance Funding/ Student Success Pts.	169,168,401	168,515,089	(\$653,312)	(0.4%)
Contact Hour/Instruction	1,522,515,612	1,516,635,804	(5,879,808)	(0.4%)
Total	1,741,684,013	1,735,150,893	(6,533,120)	(0.4%)
Hold Harmless	3,963,138	-	(3,963,138)	
Special Items-SB1	30,788,631	-	(30,788,631)	
Special Items-HB1	30,788,631	28,030,806	(2,757,825)	(9.0%)

In order to meet the higher education goals set forth by the Texas Strategic Plan for Higher Education, 60X30TX, the Community Colleges are requesting additional funding of \$93,597,321, per TACC and as reflected below.

All Community Colleges – Biennium Appropriations Comparison – TACC Request

State Appropriations	SB1/HB1	TACC Request	Increase (Decrease)	% Increase (Decrease)
Core Operations	\$50,000,000	\$75,000,000	\$25,000,000	50.0%
Performance Funding/ Student Success Pts.	168,515,089	186,881,648	18,366,559	10.9%
Contact Hour/Instruction	1,516,635,804	1,566,866,566	50,230,762	3.3%
Total	\$1,735,150,893	\$1,828,748,214	\$93,597,321	5.4%

South Texas College – Biennium Appropriations Preliminary Funding FY 2018 – FY 2019

The South Texas College FY 2018 – FY 2019 biennium SB1 and HB1 preliminary allocations compared to the FY 2016 – FY 2017 biennium allocations are as follows:

South Texas College – Total Biennium Appropriations Comparison

State Appropriations	FY 2016 – FY 2017 Biennium	FY 2018 – FY 2019 Biennium	Increase (Decrease)	% Increase (Decrease)
Core Operations	\$1,000,000	\$1,000,000	-	
Performance Funding/ Student Success Pts.	7,341,471	7,263,328	(\$78,143)	(1.1%)
Contact Hour/Instruction	66,029,732	69,770,691	3,740,959	5.7%
Total	74,371,203	78,034,019	3,662,816	4.9%
Bachelor Programs	1,610,214	1,835,810	225,596	14.0%
Total	\$75,981,417	\$79,869,829	\$3,888,412	5.1%

The preliminary allocations were determined using the period of Spring 2016, Summer 2016, and Fall 2016. The final allocations will be determined using the base period of Summer 2016, Fall 2016, and Spring 2017, once the Spring 2017 census student enrollment totals are certified. The FY 2016 – FY 2017 biennium appropriations include

the Continuing Education contact hour adjustment, however the preliminary allocations from TACC do not reflect the contact hour adjustment.

No action is required from the Committee. This item is presented for information and feedback to staff.

State Appropriations for FY 2017 – FY 2018 and FY 2018 – FY 2019 Biennium

All Community Colleges – Biennium Appropriations Comparison

	Final FY 2016 – FY 2017 Biennium	SB1/HB1 FY 2018 – FY 2019 Biennium	Increase (Decrease)	% Increase (Decrease)
State Appropriations				
Core Operations	\$50,000,000	\$50,000,000	-	
Performance Funding/Student Success Pts.	169,168,401	168,515,089	(\$653,312)	(0.4%)
Contact Hour/Instruction	1,522,515,612	1,516,635,804	(5,879,808)	(0.4%)
Total	\$1,741,684,013	\$1,735,150,893	\$ (6,533,120)	(0.4%)
Hold Harmless	3,963,138	-	(3,963,138)	
Special Items-SB1	30,788,631	-	(30,788,631)	
Special Items-HB1	30,788,631	28,030,806	(2,757,825)	(9.0%)

Funding for All Community Colleges – Biennium Appropriations Comparison – TACC Request

State Appropriations	SB1/HB1	TACC Request	Increase (Decrease)	% Increase (Decrease)
Core Operations	\$50,000,000	\$75,000,000	\$25,000,000	50.0%
Performance Funding/Student Success Pts.	168,515,089	186,881,648	18,366,559	10.9%
Contact Hour/Instruction	1,516,635,804	1,566,866,566	50,230,762	3.3%
Total	\$1,735,150,893	\$1,828,748,214	\$93,597,321	5.4%

South Texas College – Total Biennium Appropriations Comparison

State Appropriations	FY 2016 – FY 2017 Biennium	FY 2018 – FY 2019 Biennium	Increase (Decrease)	% Increase (Decrease)
Core Operations	\$1,000,000	\$1,000,000	-	
Performance Funding/Student Success Pts.	7,341,471	7,263,328	(\$78,143)	(1.1%)
Contact Hour/Instruction	66,029,732	69,770,691	3,740,959	5.7%
Total	\$74,371,203	\$78,034,019	\$3,662,816	4.9%
Bachelor Programs	1,610,214	1,835,810	225,596	14.0%
Total	\$75,981,417	\$79,869,829	\$3,888,412	5.1%

**Review and Discussion of the Texas Higher Education Coordinating Board
Report on the Fiscal Year 2016 Financial Condition Analysis of
Texas Public Community College Districts**

Mrs. Mary Elizondo, Vice President for Finance and Administrative Services, will review with the Committee the Texas Higher Education Coordinating Board Report on the Fiscal Year 2016 Financial Condition Analysis of Texas Public Community College Districts.

Purpose – South Texas College’s financial information and ratios presented in the Financial Condition Analysis of Texas Public Community College Districts, will be reviewed with the Finance Committee.

Background - The Texas Higher Education Coordinating Board collects financial documents for Texas Public Institutions of higher education, including community colleges. The Texas Higher Education Coordinating Board’s annual report on the financial condition of the state’s community colleges is required as referenced in the General Appropriations Act, House Bill 1 (H.B. 1), 84th Texas Legislature, Section 13 (page III-211). The rider states the following:

“Each community college shall provide to the Texas Higher Education Coordinating Board financial data related to the operation of each community college using the specific content and format prescribed by the Coordinating Board. Each community college shall provide the report no later than January 1st of each year.

The Coordinating Board shall provide an annual report due on May 1 to the Legislative Budget Board and Governor's Office about the financial condition of the state's community college districts.”

Community college districts experienced a significant change in Accounting Principal in FY 2015 with the implementation of Governmental Accounting Standards Board (GASB) 68. According to the statement 68 summary,

“The primary objective of this Statement is to improve accounting and financial reporting by state and local governments for pensions. It also improves information provided by state and local governmental employers about financial support for pensions that is provided by other entities. This Statement results from a comprehensive review of the effectiveness of existing standards of accounting and financial reporting for pensions with regard to providing decision-useful information, supporting assessments of accountability and interperiod equity, and creating additional transparency.”

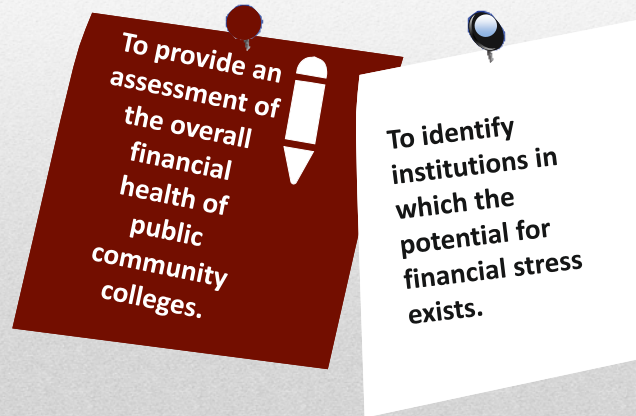
To create additional transparency, the GASB 68 implementation transferred pension liability from the state-level financial statements of the Teachers Retirement System (TRS) to the individual financial statements of the institutions. This transfer increased the visibility of pension liability at the community college district level. The overall effect to statewide financial ratios and financial condition of community college districts was substantial.

Justification - The objective of this report is to provide an assessment of the overall financial health of public community colleges and to identify institutions in which the potential for financial stress exists.

Enclosed Documents - The PowerPoint presentation and a copy of the letter and the report from Texas Higher Education Coordinating Board follow in the packet for the Committee's review and discussion.

No action is required from the Committee. This item is presented for information and feedback to staff.

Objective of Report

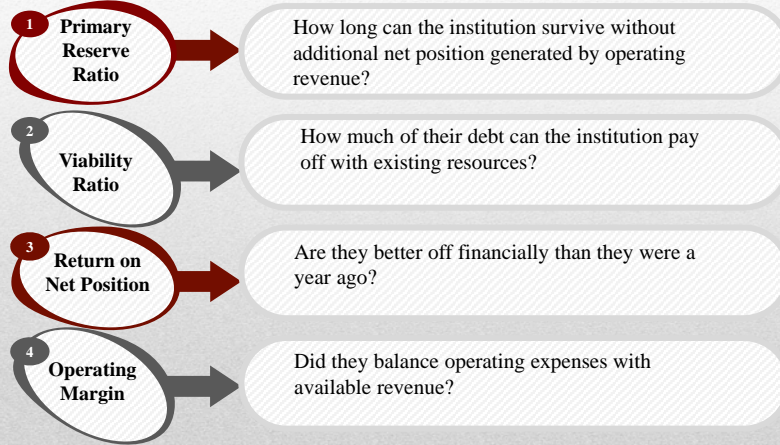


Ratios Calculated

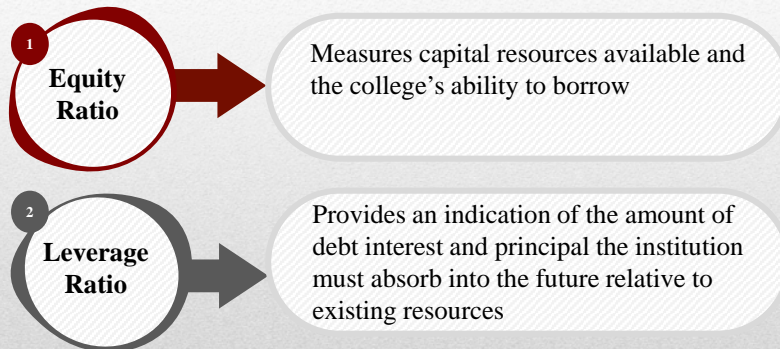
- Composite Financial Index (CFI)
 - Primary Reserve Ratio
 - Viability Ratio
 - Return on Net Position
 - Operating Margin
- Equity Ratio
- Leverage Ratio

Composite Financial Index (CFI)

CFI blends four core financial ratios into one metric:



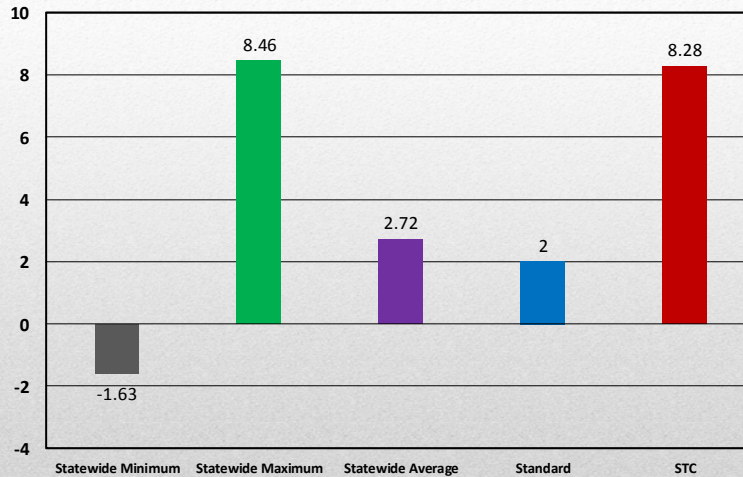
Additional Indicators

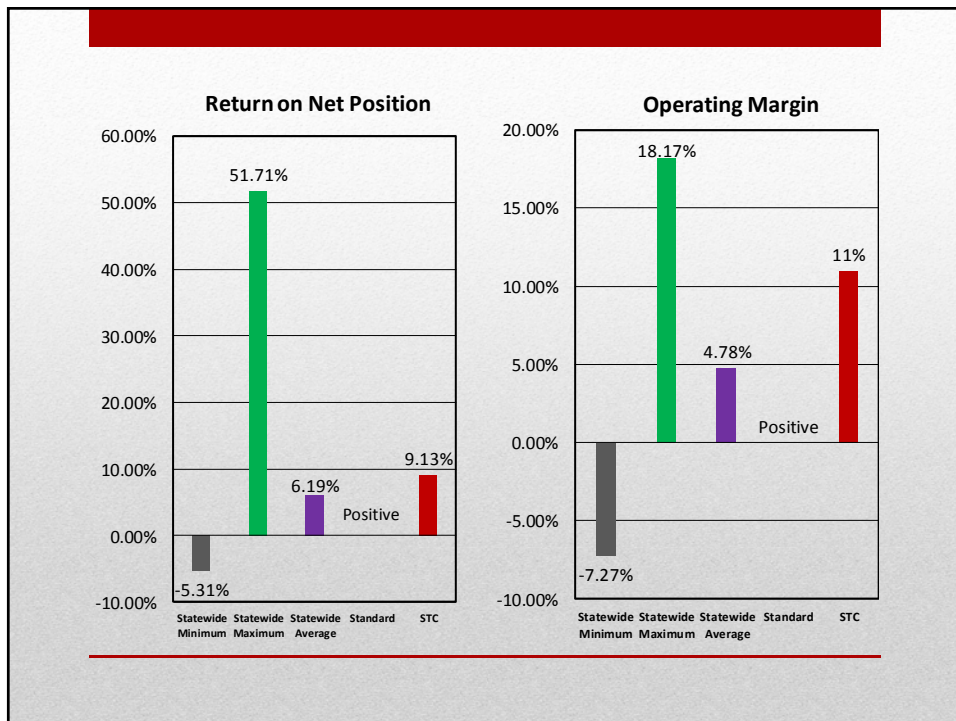
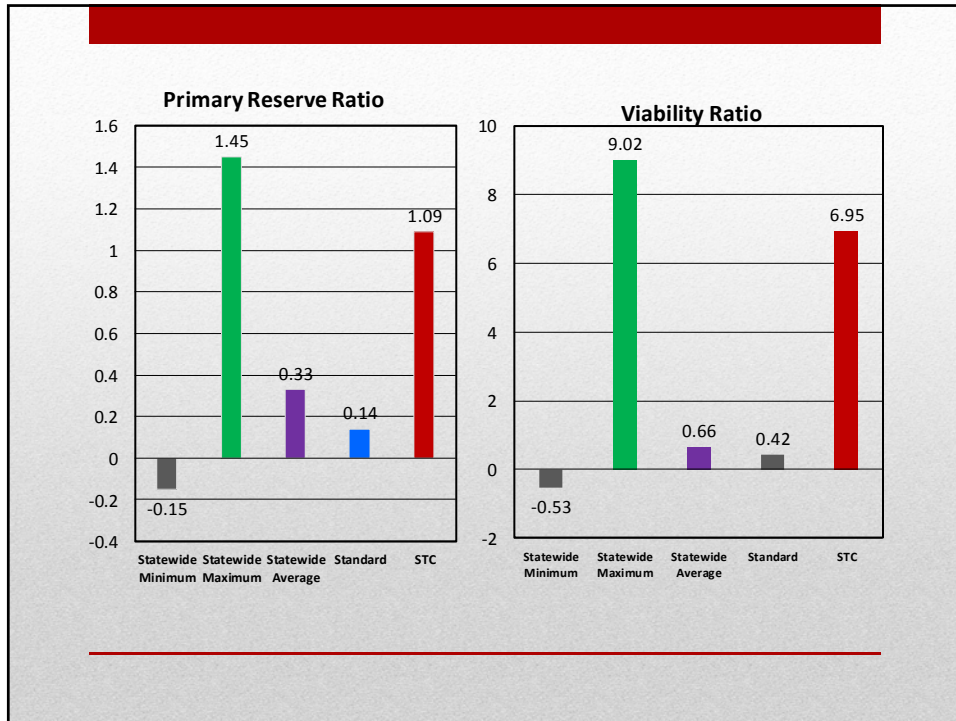


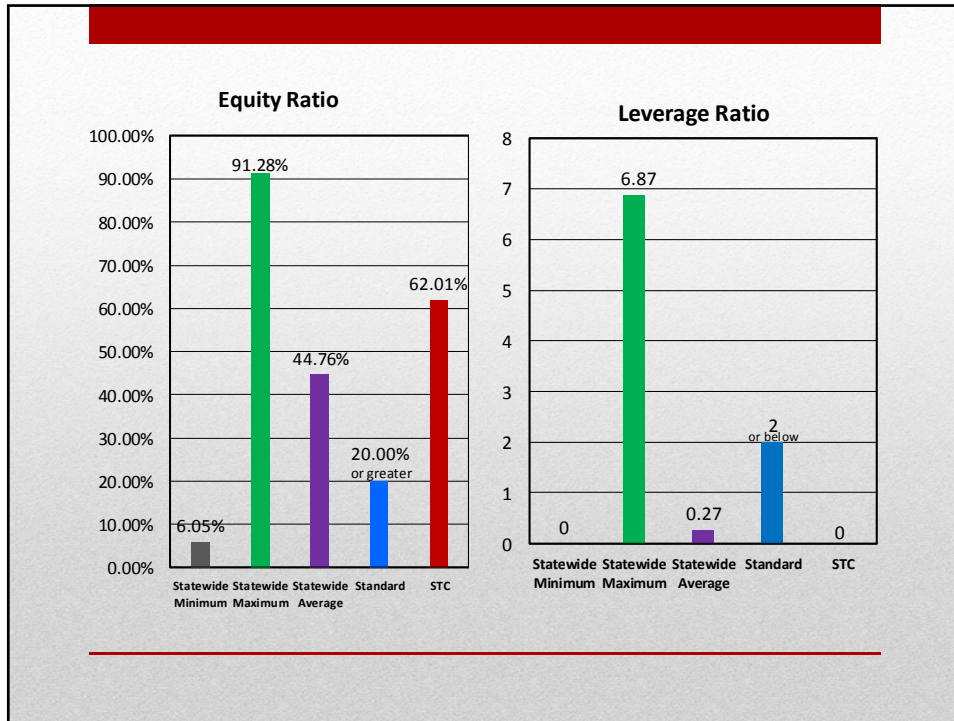
Results – South Texas College

Core Ratio	STC Met Indicator	STC Ranking (of 50 Community Colleges)
Composite Financial Index	Yes	2
Primary Reserve Ratio	Yes	3
Viability Ratio	Yes	2
Return on Net Position	Yes	15
Operating Margin	Yes	3
Equity Ratio	Yes	15
Leverage Ratio	Yes	1 (tied with 12 colleges)

Composite Financial Index







**Financial Condition Analysis
of
Texas Public Community College Districts
FY 2016**

Questions ?



Texas Higher Education
COORDINATING BOARD
Strategic Planning and Funding

P. O. Box 12788 Austin, Texas 78711 • 1200 East Anderson Lane 78752

Memorandum

February 6, 2017

Julie A. Eklund, Ph.D.
Assistant Commissioner
Strategic Planning and Funding
512/427-6533
julie eklund@theccb.state.tx.us
FAX: 512/427-6147

Jenna Cullinane Hege, Ph.D.
Deputy Assistant Commissioner
Strategic Planning
512/427-6148
jenna.cullinanehege@theccb.state.tx.us
FAX: 512-427-6147

David Young
Sr. Director
Special Projects
512/427-6139
david.young@theccb.state.tx.us
FAX: 512/427-6147

Bill Abasolo, J.D.
Director
Strategic Planning and Analysis
512/427-6531
bill.abasolo@theccb.state.tx.us
FAX: 512/427-6147

Linda L. Hargrove, Ph.D.
Director
Research and Evaluation
512/427-6122
linda.hargrove@theccb.state.tx.us
Fax: 512/427-6147

Thomas E. Keaton
Director
Funding
512/427-6133
thomas.keaton@theccb.state.tx.us
FAX: 512/427-6147

Doug Parker
Director
Educational Data Center
512/427-6287
doug.parker@theccb.state.tx.us
FAX: 512/427-6147

To: Chief Financial Officers, Public Community Colleges
From: Thomas E. Keaton
Subject: Community College Financial Condition Report

The sixth annual Community College Financial Condition Report must be sent to the Legislative Budget Board and Governor's Office by May 1st. The draft report and workbook are attached for your review. There will be an appendix included in the report that will include comments received from colleges.

This report will be included on the agenda of the March 29, 2017, Coordinating Board Committee on Accountability, Affordability and Planning (CAAP) meeting for consideration. If you wish to submit comments or an explanation to be included in the report, please send them by **February 24, 2017**.

Please email comments to roland.gilmore@theccb.state.tx.us or call (512) 427-6243.

Attachments

c: Presidents, Community Colleges
Liaisons, Community Colleges
Jacob Fraire, Texas Association Community Colleges
Don Hudson, Texas Association Community Colleges
David W. Gardner
Julie A. Eklund
David Young
Roland Gilmore

SPF/ss

**Financial Condition Analysis
of Texas Public Community
College Districts**

May 2017

Robert "Bobby" Jenkins Jr., CHAIR
Stuart W. Stedman, VICE CHAIR
David D. Teuscher, M.D., SECRETARY OF THE BOARD
Haley E.R. DeLaGarza, STUDENT REPRESENTATIVE
Arcilia C. Acosta
S. Javaid Anwar
Fred Farias III, OD
Ricky A. Raven
Janelle Shepard
John T. Steen Jr.

Austin
Houston
Beaumont
Victoria
Dallas
Midland
McAllen
Sugar Land
Weatherford
San Antonio

Raymund A. Paredes, COMMISSIONER OF HIGHER EDUCATION

Agency Mission

The mission of the Texas Higher Education Coordinating Board (THECB) is to provide leadership and coordination for the Texas higher education system and to promote access, affordability, quality, success, and cost efficiency through 60x30TX, resulting in a globally competitive workforce that positions Texas as an international leader.

Agency Vision

The THECB will be recognized as an international leader in developing and implementing innovative higher education policy to accomplish our mission.

Agency Philosophy

The THECB will promote access to and success in quality higher education across the state with the conviction that access and success without quality is mediocrity and that quality without access and success is unacceptable.

The Coordinating Board's core values are:

Accountability: We hold ourselves responsible for our actions and welcome every opportunity to educate stakeholders about our policies, decisions, and aspirations.

Efficiency: We accomplish our work using resources in the most effective manner.

Collaboration: We develop partnerships that result in student success and a highly qualified, globally competitive workforce.

Excellence: We strive for excellence in all our endeavors.

The Texas Higher Education Coordinating Board does not discriminate on the basis of race, color, national origin, gender, religion, age or disability in employment or the provision of

services.

DRAFT

Executive Summary

The objective of this report and the accompanying Excel workbook is to provide an assessment of the overall financial health of public community colleges and to identify the potential for financial stress at specific community colleges. This analysis is intended to be a broad financial evaluation. Other key performance indicators must be taken into account to gain a more robust and complete understanding of institutional strength. This analysis is not intended for peer-group comparisons or for benchmarking purposes.

An annual report about the financial condition of the state's community colleges is required by a rider in House Bill 1, General Appropriations Act (Section 13, page III-211), 84th Texas Legislature. The rider states the following:

"Each community college shall provide to the Texas Higher Education Coordinating Board financial data related to the operation of each community college using the specific content and format prescribed by the Coordinating Board. Each community college shall provide the report no later than January 1st of each year.

The Coordinating Board shall provide an annual report due on May 1 to the Legislative Budget Board and Governor's Office about the financial condition of the state's community college districts."

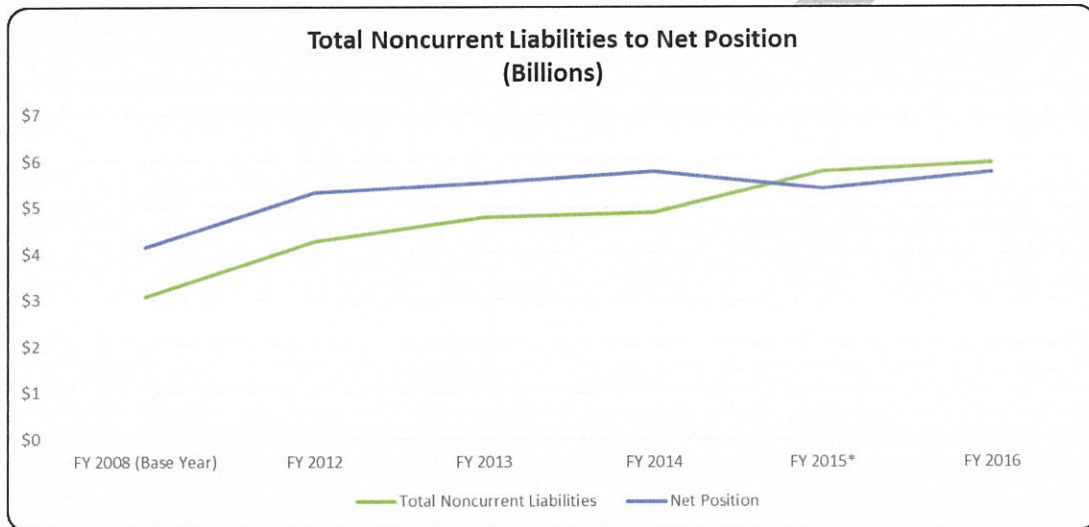
The overall financial health of an institution can be measured using two dimensions of inquiry. First, is the institution financially capable of successfully carrying out its current programs? Second, is the institution able to carry out its intended programs into the future?

Community college districts experienced a significant change in Accounting Principal in FY 2015 with the implementation of Governmental Accounting Standards Board (GASB) 68. According to the statement 68 summary,

"The primary objective of this Statement is to improve accounting and financial reporting by state and local governments for pensions. It also improves information provided by state and local governmental employers about financial support for pensions that is provided by other entities. This Statement results from a comprehensive review of the effectiveness of existing standards of accounting and financial reporting for pensions with regard to providing decision-useful information, supporting assessments of accountability and interperiod equity, and creating additional transparency."

To create additional transparency, the GASB 68 implementation transferred pension liability from the state-level financial statements of the Teachers Retirement System (TRS) to the individual financial statements of the institutions. This transfer increased the visibility of pension liability at the community college district level. The overall effect to statewide financial ratios and financial condition of community college districts was substantial and is reflected below.

For a year-to-year comparison of total noncurrent liabilities and net position, impacted amounts for GASB 68 implementation are reflected. Total noncurrent liabilities have increased \$2.89 billion since Fiscal Year (FY) 2008. Most of the increase is due to the general obligation bonds issued by districts and the addition of the Net Pension Liability in FY 2015. For FY 2016, the total noncurrent liabilities for Texas public community colleges was \$5.97 billion. Overall, Texas public community colleges are managing the growth they have experienced. Net position has increased \$2.28 billion since FY 2008 to \$6.42 billion in FY 2016.



*Year of GASB 68 implementation.

Financial Ratio	FY 2008 (Base Year)	FY 2012	FY 2013	FY 2014	FY 2015*	FY 2016
Total Noncurrent Liabilities	\$3.08	\$4.28	\$4.78	\$4.88	\$5.77	\$5.97
Net Position	\$4.14	\$5.33	\$5.53	\$5.77	\$5.41	\$5.75

Ratios referenced in this report are commonly used by external entities to measure the health of higher education institutions. A Composite Financial Index (CFI) has been calculated to provide one metric to efficiently analyze the financial health of all districts. Other ratios used in this analysis include an equity ratio and a leverage ratio.

The institutions were given an opportunity to provide feedback on the report no later than February 24, 2017.

Overview

There are 50 public community college districts in Texas, the oldest dating back to 1869. They are locally controlled governmental entities established via an election process. State statute specifies that newly created districts must have 15,000 secondary students and a minimum assessed property valuation of \$2.5 billion. Seven of the existing districts do not currently meet that standard.

To a significant degree, local control enables districts to determine their own financial destiny. State law and Coordinating Board rules impose some limitations, but local autonomy and demographics account for much of the variation in resource allocation and revenue collection.¹

Community college districts have four primary funding sources: state formula funding, local property tax revenue, tuition and fee revenue, and other income that is largely from federal funds. Although some districts have endowments, they are more commonly found in universities. Revenue from endowments is most often used for tuition assistance as opposed to operations.

Financial Analysis in Higher Education²

The concept of using selected indicators, such as ratios, during the course of financial analysis is nothing new in higher education, dating back to at least 1980. Financial analysis can measure success against institutional objectives and provide useful information that can form a basis for sound planning.

The overall financial health of an institution can be assessed via two dimensions of inquiry. First, is the institution financially capable of successfully carrying out its current programs? Second, is the institution able to carry out its intended programs well into the future?

Along with these two dimensions, four key financial questions need to be asked:

- Are resources sufficient and flexible enough to support the mission?
- Are resources, including debt, managed strategically to advance the mission?
- Does asset performance and management support the strategic direction?
- Do operating results indicate the institution is living within available resources?

A widely accepted metric called the Composite Financial Index (CFI) is often used to address these four key questions. The index was developed over time by a consortium of consulting companies led by KPMG and introduced in 1999. Many institutions, including the U.S. Department of Education, the State of Ohio Board of Regents, credit rating agencies, and countless institutions of higher education employ the index or similar approaches.

The CFI blends four core financial ratios into one metric, providing a more balanced view of an institution's finances since weakness in one measure can be offset by strength in another. Additionally, measuring the index over time provides a glimpse of the progress institutions are making toward achieving financial goals.

¹ Texas Research League, *Bench Marks for Community and Junior Colleges in Texas*, August 1993.

² For more information, see *Strategic Financial Analysis for Higher Education*, 6th edition, KPMG, Prager, Sealy & Co., Bearing Point, 2005.

The Texas Higher Education Coordinating Board has been calculating the CFI and sharing related data with community college districts since 2007.

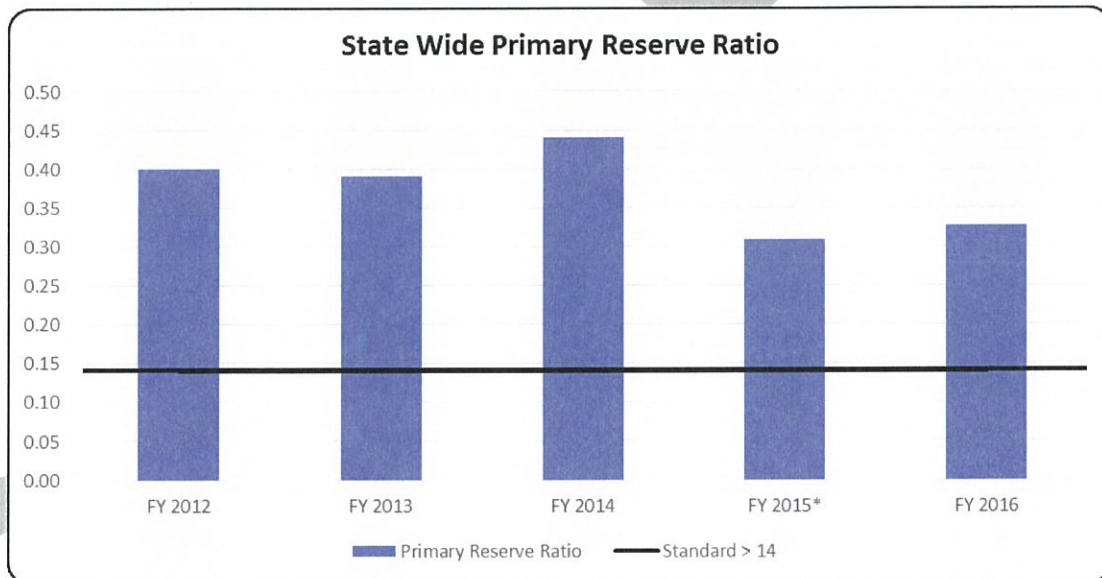
The CFI includes the following four core ratios: Primary Reserve, Viability, Return on Net Position, and Operating Margin.

Primary Reserve Ratio – measures financial strength and flexibility by comparing expendable net position to total expenses. This measure answers the question, “How long can the institution survive without additional net position generated by operating revenue?”

Calculation – Total expendable net position + unrestricted net position / operating expenses + interest expense on debt*.

Results – The 2016 statewide ratio for public community colleges is .33, which is an increase from .31 in 2015. A ratio of 0.14 or greater is the standard used in this report. The standard was met by 33 of the 50 districts.

*Interest expense on debt includes all debt, both tax and other revenue supported.



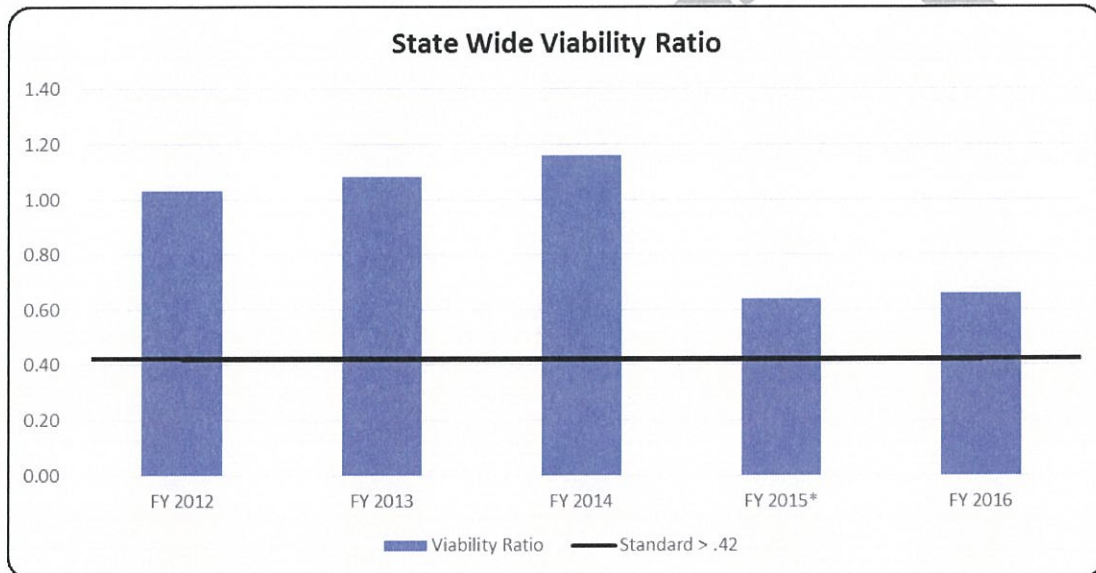
*Year of GASB 68 implementation.

Financial Ratio	FY 2012	FY 2013	FY 2014	FY 2015*	FY 2016
Primary Reserve Ratio	0.40	0.39	0.44	0.31	0.33
Standard > .14	0.14	0.14	0.14	0.14	0.14

Viability Ratio – measures the financial health of the institution by comparing total expendable net position to total noncurrent liabilities. This ratio is similar to a coverage ratio used in the private sector to indicate the ability of an organization to cover its long-term debt and answers the question, “How much of the debt can the institution pay off with existing resources?”

Calculation – Total expendable net position + unrestricted net position / Noncurrent liabilities, excluding general obligation (GO) debt.

Results – The 2016 statewide ratio for public community colleges is .66, which is an increase from .64 in 2015. A ratio of 0.42 or greater is the state standard, which was met by 30 of the 50 districts.



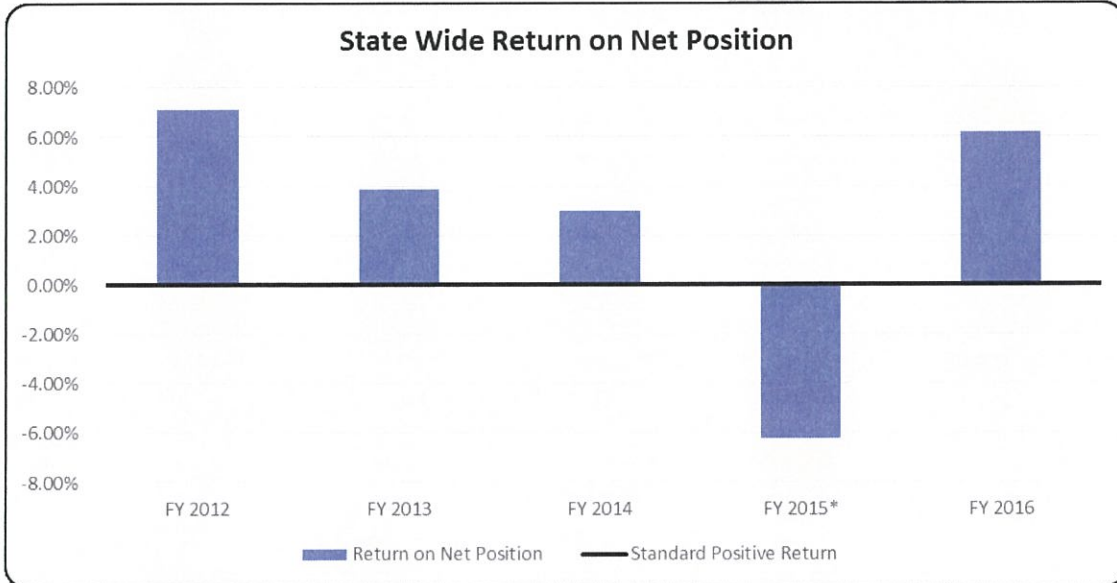
*Year of GASB 68 implementation.

Financial Ratio	FY 2012	FY 2013	FY 2014	FY 2015*	FY 2016
Viability Ratio	1.03	1.08	1.16	0.64	0.66
Standard > .42	0.42	0.42	0.42	0.42	0.42

Return on Net Position – measures total economic return during the fiscal year. This measure is similar to the return on equity ratio used in examining for-profit concerns and answers the question, “Is the institution better off financially than it was a year ago?”

Calculation – Change in net position / Total net position (beginning of year)

Results – The 2016 statewide ratio for public community colleges is 6.19 percent, which is an increase from -6.24 percent in 2015. A positive return is the standard used in this report and this standard was met by 39 of the 50 districts.



*Year of GASB 68 implementation.

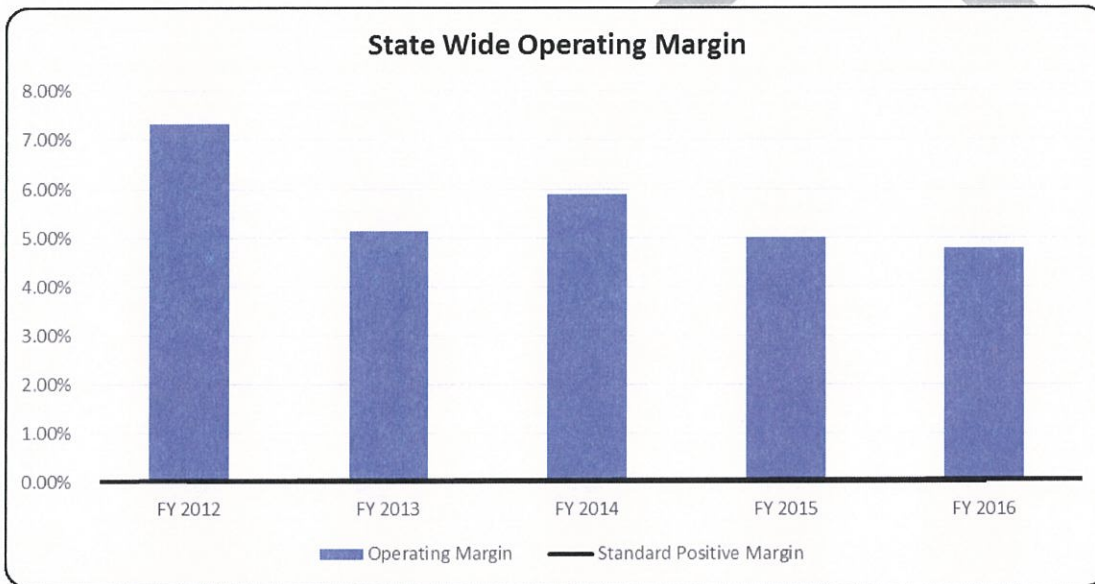
Financial Ratio	FY 2012	FY 2013	FY 2014	FY 2015*	FY 2016
Return on Net Position	7.10%	3.86%	3.00%	-6.24%	6.19%
Standard Positive Return	0.00%	0.00%	0.00%	0.00%	0.00%

Operating Margin – indicates an operating surplus or deficit in the given fiscal year. This ratio is similar to a profit margin and answers the question, “Did they balance operating expenses with available revenue?” Depreciation expense is included to reflect the use of physical assets in measuring operating performance.

Calculation – $\text{Total income} - \text{total operating expense} / \text{Total income}^*$

Results – The 2016 statewide margin for public community colleges is 4.78 percent, which is a decrease from 5.01 percent in 2015. A positive margin is the standard used in this report. The standard was met by 37 of the 50 districts.

*Includes all operating revenue plus formula funding, property tax, and Title IV federal revenue.



Operating Margin was not affected by GASB 68 implementation.

Financial Ratio	FY 2012	FY 2013	FY 2014	FY 2015	FY 2016
Operating Margin	7.32%	5.13%	5.90%	5.01%	4.78%
Standard Positive Margin	0.00%	0.00%	0.00%	0.00%	0.00%

Metrics Used in This Report

This report uses a Composite Financial Index (CFI) to provide one metric to efficiently analyze the financial health of all Texas community college districts. Other metrics used in this analysis include an equity ratio and a leverage ratio.

Composite Financial Index – measures the overall health of an institution by combining four ratios into one metric. The four core ratios include return on net position, operating margin, primary reserve, and viability ratio.

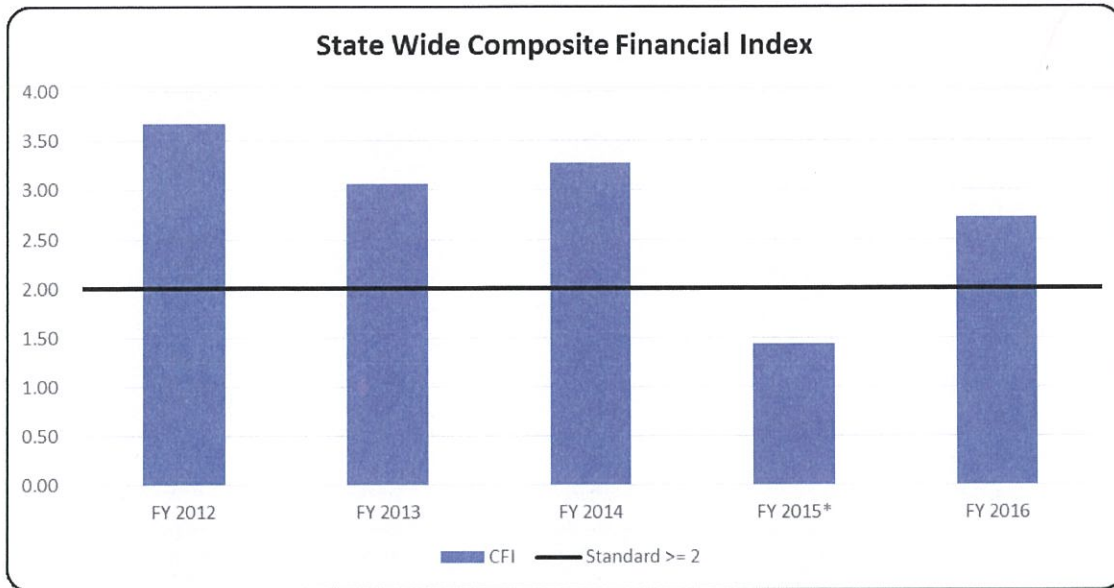
Calculation – The CFI is computed using a four-step methodology:

1. Computing the values of the core ratios
2. Calculating strength factors by dividing the core ratios by threshold values
3. Multiplying the factors by specific weights
4. Totaling the resulting scores to obtain the Composite Financial Index

<i>Core Ratio</i>		<i>Value</i>		<i>Strength Factor</i>		<i>Weight</i>		<i>Score</i>	
Return on Net Position	/	0.02	=	Factor	X	20%	=	Score	
Operating Margin	/	0.007	=	Factor	X	10%	=	Score	
Primary Reserve	/	0.133	=	Factor	X	35%	=	Score	
Viability Ratio	/	0.417	=	Factor	X	35%	=	Score	
								<u>Total Score</u>	
							Composite Financial Index	=	

Results – The 2016 combined CFI for public community colleges is 2.72, which is an increase from 1.44 in 2015 and exceeds the statewide standard of 2.0 or greater. The standard was met by 33 of the 50 districts. CFI numbers generally range from 0.00 to 10.00, although it is possible to have a CFI higher than 10.0 or below zero.

The threshold for the CFI was established by considering the original work conducted by KPMG in creating the index and industry practice. Using the CFI is the single best method to assess overall financial condition. While variability exists in the statewide CFI when looking at a year-to-year comparison, the overall financial condition of public community colleges improved in the four years prior to 2015, with the statewide CFI increasing from 2.96 in FY 2011 to 3.27 in FY 2014. FY 2016 has shown improvement from the FY 2015 GASB 68 implementation, moving back above the state standard with a statewide CFI index of 2.72.



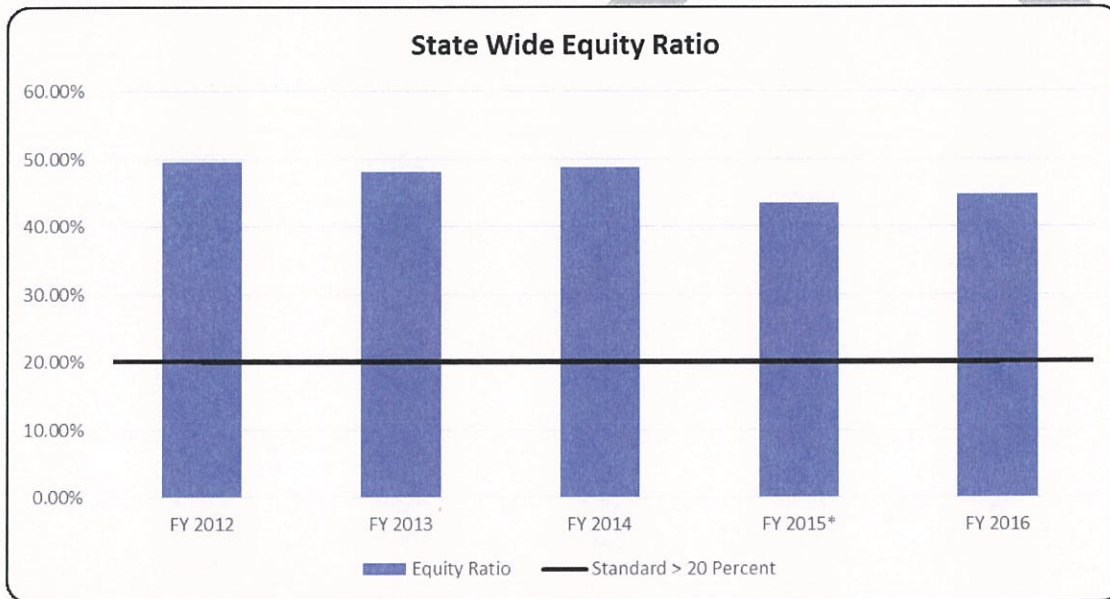
*Year of GASB 68 implementation.

Financial Ratio	FY 2012	FY 2013	FY 2014	FY 2015*	FY 2016
CFI	3.67	3.06	3.27	1.44	2.72
Standard ≥ 2	2.00	2.00	2.00	2.00	2.00

Equity Ratio – measures capital resources available and a college’s ability to borrow. The U.S. Department of Education (DOE) introduced this ratio to enhance reporting for institutions that do not have long-term debt. The DOE uses financial ratios, in part, to provide oversight to institutions participating in programs authorized under Title IV of the Higher Education Act.

Calculation – Net position / Total assets

Results – The 2016 statewide ratio for public community colleges is 44.8 percent, which is an increase from 43.4 percent in 2015. A ratio of 20 percent or greater is the standard used in this report. The standard was met by 47 of the 50 districts.



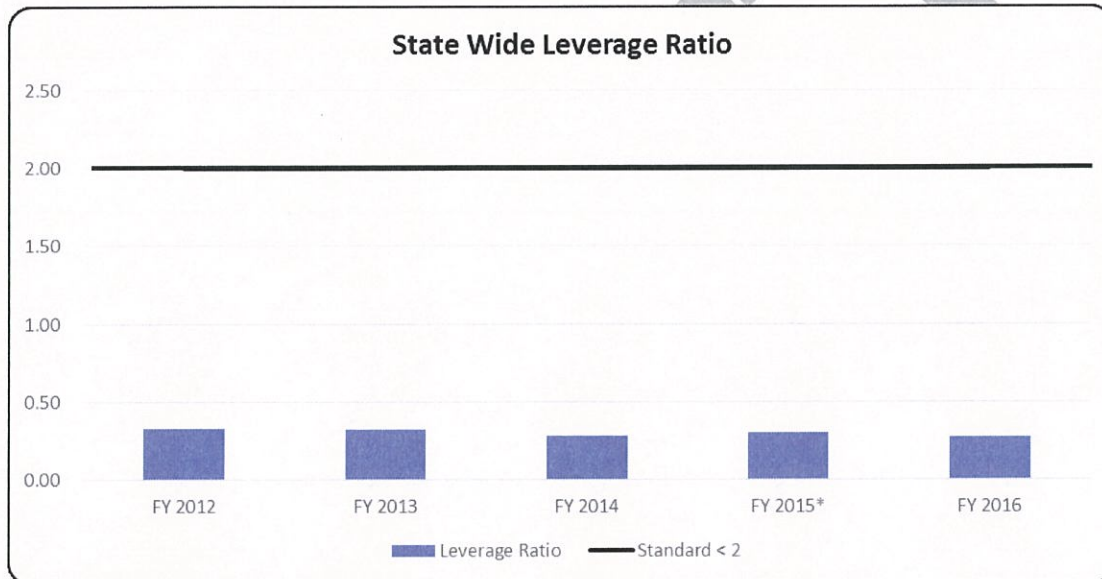
*Year of GASB 68 implementation.

Financial Ratio	FY 2012	FY 2013	FY 2014	FY 2015*	FY 2016
Equity Ratio	49.50%	48.10%	48.80%	43.44%	44.76%
Standard > 20 Percent	20.00%	20.00%	20.00%	20.00%	20.00%

Leverage Ratio – measures the amount of debt in relation to net position and provides an indication of the amount of interest and principle the institution must absorb in the future. This ratio is similar to the debt-to-equity ratio used in the private sector. The leverage ratio differs from the viability ratio in that investment in physical plant assets is included as part of the numerator. Long-term debt includes bonds payable, excluding GO bonds and long-term liabilities.

Calculation – Long term debt / Total net position

Results – The 2016 statewide ratio for the public community colleges is .27, which is a decrease from .30 in 2015. A ratio of less than 2.0 is the standard used in this report. The standard was met by 48 of the 50 districts.



*Year of GASB 68 implementation.

Financial Ratio	FY 2012	FY 2013	FY 2014	FY 2015*	FY 2016
Leverage Ratio	0.33	0.32	0.28	0.30	0.27
Standard < 2	2.00	2.00	2.00	2.00	2.00

Appendix A contains the indicators for the 50 districts for FY 2016. An Excel workbook is available that contains all the financial data used for the indicators and includes data for Fiscal Years 2003 to 2016.

The financial data used in this analysis came from the Community College Annual Reporting and Analysis Tool (CARAT) and is available online at:
<http://www.thecb.state.tx.us/index.cfm?objectid=148BEF9C-EC8D-06F7-A85154FCA9C2D191>.

Data are reported by the institutions and came from published annual financial reports.

Financial Condition

Forty of the 50 Texas public community college districts have moderate or no indication of financial stress, which means they met four or more of the seven indicators. Twenty-four of these meet the threshold for all indicators. In FY 2015, 33 community college districts had moderate or no indication of financial stress. Currently, 10 community college districts do not meet four or more indicators, which means they could be experiencing some financial stress.

For Fiscal Year 2016, 24 community college districts met the threshold for all indicators, and 40 of the 50 Texas public community college districts show moderate or no indication of financial stress. The remaining ten, however, are worthy of additional discussion:

- Austin Community College (ACC) did not meet four of the indicator thresholds. The ratios that include total assets and noncurrent debt — the equity and leverage ratios — are below the standard used for this report. The college's increase of \$3.7 million in noncurrent liabilities kept the institution's viability ratio below the state standard. The college met the threshold for operating margin, return on net position, and CFI. Operating and nonoperating expenses grew by \$20.8 million, causing the primary reserve ratio to decrease below standard. On April 8, 2013, however, the rating agency Moody's gave ACC a rating of Aa1 on a bond issue and indicated the outlook for the college was stable.
- Brazosport College did not meet five of the indicator thresholds. The return on net position, operating margin, and CFI were negative. Expendable and unrestricted net position fell \$2.7 million, coupled with increased operating and nonoperating expenses and Noncurrent liabilities, lowered the primary reserve and viability ratios below the state standard.
- Cisco College did not meet five of the indicator thresholds. The return on net position, operating margin, and CFI were negative. Expendable and unrestricted net position fell \$0.6 million, coupled with increased Noncurrent liabilities, lowered the primary reserve and viability ratios below the state standard.
- Clarendon did not meet five of the indicator thresholds. The return on net position, operating margin, and CFI were negative. Expendable and unrestricted net position fell \$0.4 million, coupled with increased Noncurrent liabilities, lowered the primary reserve and viability ratios below the state standard.

- Frank Phillips College did not meet five of the indicator thresholds. The return on net position, operating margin, and CFI were negative. Expendable and unrestricted net position was negative, which lowered the primary reserve and viability ratios below the state standard. In the previous six years, the college has had a negative operating margin and has not met the 2.0 threshold on the CFI.
- Lee College did not meet four of the indicator thresholds. The institution's operating margin was negative, and the CFI is below the standard of 2.0. Expendable and unrestricted net position fell \$3.6 million, coupled with increased operating and nonoperating expenses and Noncurrent liabilities, lowered the primary reserve and viability ratios below the state standard.
- Lone Star College did not meet four of the indicator thresholds. The institution's operating margin was negative, and the CFI is below the standard of 2.0. Expendable and unrestricted net position fell \$12.3 million, coupled with increased operating and nonoperating expenses and Noncurrent liabilities, lowered the primary reserve and viability ratios below the state standard.
- McLennan did not meet four of the indicator thresholds. The institution's operating margin was negative, and the CFI is below the standard of 2.0. The institution's improvement in Expendable and unrestricted net position, Noncurrent liabilities, operating and nonoperating expenses was not enough to raise the primary reserve and viability ratios above the state standard.
- Northeast College did not meet five of the indicator thresholds. The return on net position, operating margin, and CFI were negative. The college's expendable and unrestricted net position was negative, which dropped the institution's viability and primary reserve ratios below the state standard.
- Southwest Texas College did not meet six of the indicator thresholds. The return on net position and CFI were negative. Expendable and unrestricted net position fell \$7.2 million, coupled with increased operating and nonoperating expenses, lowered the primary reserve and viability ratios below the state standard. Lower Net Position and Total Assets dropped the institution's Equity ratio below the state standard, while the leverage ratio remained the same as the previous year.

Summary

Evaluating the overall state financial health of community colleges in regards to individual indicators is more turbulent, and the individual indicators are better used to assess an individual institution, either for a given year or on a longitudinal assessment. However, looking at the individual indicators on an aggregate basis is not without value, despite the year-to-year variability. As seen in the table below, FY 2016 saw 32 of 50 districts meeting five or more individual indicators of financial health. The other 18 districts did not meet three or more indicators.

	FY 2016	FY 2015*	FY 2014	FY 2013	FY 2012	FY 2011	FY 2010
Met all 7 indicators	24	6	29	31	39	33	22
Met 6 indicators	4	12	5	5	6	8	10
Met 5 indicators	4	7	10	7	1	4	6
Met 4 indicators	8	8	4	3	2	2	7
Met 3 indicators	4	9	0	2	1	1	5
Met 2 or fewer indicators	6	8	2	2	1	2	0

*Year of GASB 68 implementation.

Appendix A: Composite Financial Index, Core Financial and Other Financial Ratios

Fiscal Year 2016 General Obligation Bond Debt Excluded

Financial Stress Indicators	District	Composite Financial Index	Return on Net Position	Operating Margin	Primary Reserve	Viability Ratio	Equity Ratio	Leverage Ratio
▲ 2	Alamo	2.43	10.72%	5.70%	0.13	0.23	29.44%	0.32
▲ 3	Alvin	1.98	13.23%	1.94%	0.05	0.30	39.37%	-
▲ 3	Amarillo	0.88	-1.50%	-4.25%	0.23	0.98	48.18%	0.04
● 0	Angelina	4.05	4.06%	1.19%	0.35	3.04	59.64%	-
◆ 4	Austin	3.07	51.71%	8.43%	0.02	0.02	6.05%	6.87
● 1	Blinn	3.74	18.79%	14.99%	0.24	0.27	43.13%	0.75
◆ 5	Brazosport	(0.13)	-0.14%	-2.99%	0.06	0.15	31.98%	0.09
▲ 2	Central Texas	5.47	-0.15%	-0.24%	0.78	4.13	78.30%	-
◆ 5	Cisco	(0.24)	-2.77%	-0.05%	0.01	0.02	38.66%	0.74
◆ 5	Clarendon	0.01	-2.33%	-1.65%	0.12	0.19	60.00%	0.05
▲ 2	Coastal Bend	2.16	14.79%	5.99%	-0.04	(0.09)	36.42%	0.62
▲ 3	College Of The Mainland	1.26	-1.66%	-0.84%	0.21	1.18	57.62%	-
● 0	Collin	8.46	4.68%	10.72%	1.33	9.02	88.19%	0.00
● 0	Dallas	5.53	9.56%	4.80%	0.46	3.20	54.13%	-
● 0	Del Mar	3.14	7.79%	4.43%	0.32	1.05	38.72%	-
● 0	El Paso	3.36	8.93%	7.66%	0.31	0.77	52.05%	0.29
◆ 5	Frank Phillips	(1.63)	-3.79%	-2.96%	-0.15	(0.53)	60.68%	0.13
● 0	Galveston	5.46	8.03%	9.32%	0.49	2.81	81.95%	-
● 0	Grayson	6.32	11.16%	9.00%	0.84	2.36	52.29%	0.13
● 0	Hill	3.78	6.47%	7.35%	0.27	1.70	76.38%	0.03
● 1	Houston	3.16	13.73%	8.28%	0.23	0.21	27.05%	0.93
● 0	Howard	3.39	10.29%	10.64%	0.32	0.62	54.59%	0.29
● 1	Kilgore	2.47	-2.41%	2.15%	0.31	1.90	83.82%	0.01
▲ 2	Laredo	3.56	14.84%	8.92%	0.32	0.26	15.06%	1.98
◆ 4	Lee	(0.24)	0.80%	-2.95%	0.02	0.04	31.21%	0.25
◆ 4	Lone Star	(0.06)	2.73%	-4.63%	0.02	0.03	21.33%	0.48
◆ 4	Mclennan	0.75	4.11%	-0.53%	0.08	0.24	32.09%	0.27
● 0	Midland	2.62	3.09%	2.35%	0.38	1.16	63.96%	0.12
▲ 3	Navarro	0.81	0.75%	2.09%	0.10	0.19	44.66%	0.45
● 0	North Central Texas	2.46	2.91%	1.29%	0.31	1.40	57.15%	0.10
◆ 5	Northeast Texas	(0.64)	-2.23%	-2.08%	-0.03	(0.05)	20.25%	0.62
● 0	Odessa	4.15	14.78%	9.32%	0.35	0.89	37.80%	0.24
● 0	Panola	6.38	11.74%	8.61%	0.56	3.27	47.47%	0.03
● 0	Paris	3.58	7.41%	10.78%	0.45	0.80	63.22%	0.31
● 0	Ranger	2.90	8.42%	6.15%	0.27	0.57	39.15%	0.66
▲ 3	San Jacinto	(0.05)	-5.31%	-7.27%	0.18	0.50	23.22%	0.31
● 0	South Plains	2.93	9.98%	8.33%	0.19	0.52	64.30%	0.27
● 0	South Texas	8.28	9.13%	11.00%	1.09	6.95	62.01%	-
◆ 6	Southwest Texas	(0.04)	-4.22%	2.12%	0.02	0.02	19.78%	2.51
● 0	Tarrant	5.90	3.33%	8.34%	0.52	3.80	91.28%	-
● 0	Temple	2.32	2.80%	0.63%	0.44	0.96	40.72%	0.34
● 0	Texarkana	2.77	6.47%	5.19%	0.22	0.97	67.87%	-
● 0	Texas Southmost	7.93	5.80%	8.12%	1.45	3.40	64.54%	0.10
● 0	Trinity Valley	2.22	4.14%	4.05%	0.15	0.98	81.56%	-
▲ 3	Tyler	0.95	1.09%	5.78%	0.01	0.00	36.37%	1.01
▲ 3	Vernon	0.22	0.03%	1.59%	0.00	(0.00)	40.15%	0.71
▲ 3	Victoria	0.55	3.45%	-2.45%	0.07	0.46	44.62%	0.02
● 0	Weatherford	4.34	4.86%	5.52%	0.67	1.56	62.77%	0.22
● 1	Western Texas	4.04	15.23%	18.17%	0.45	0.40	48.80%	0.72
● 0	Wharton	6.34	6.83%	8.14%	0.61	3.63	75.43%	0.03
● 0	Statewide	2.72	6.19%	4.78%	0.33	0.66	44.76%	0.27

Bold fonts indicate ratios that do not meet the state standard.

- Zero to one financial stress indicators, which indicates no financial stress.
- ▲ Two to three financial stress indicators, which indicates little to moderate financial stress.
- ◆ Four to seven financial stress indicators, which indicates financial stress.

This document is available on the Texas Higher Education Coordinating Board website:
<http://www.thecb.state.tx.us>

For more information contact:

Roland Gilmore
Strategic Planning and Funding
Texas Higher Education Coordinating Board
P.O. Box 12788
Austin, TX 78711
PHONE (512) 427-6243
FAX (512) 427-6147
roland.gilmore@thecb.state.tx.us

Discussion of Texas Comptroller of Public Account's Transparency Stars Program Awards

The College has earned three (3) Texas Comptroller of Public Accounts' Transparency Stars Program Awards. The Business Office staff completed the requirements to earn the following Transparency Star Program Awards.

1. Traditional Finance Transparency Star
2. Economic Development Transparency Star
3. Debt Obligation Transparency Star

As of February, South Texas College was the only college to be awarded any of the new Transparency Stars Awards.

Background – The Texas Comptroller of Public Accounts launched a revised and improved Transparency award program in March 2016 by announcing the new Transparency Stars Program. The purpose of the program is to recognize cities, counties, and school districts going above and beyond in their transparency efforts. The program recognizes entities that accomplish the following:

- Provide clear and meaningful financial information not only by posting financial documents, but also through summaries, visualizations, downloadable data and other relevant information.

Local government entities can apply for stars in the following areas:

- Traditional Finances
- Economic Development
- Debt Obligations
- Contracts and Procurement
- Public Pensions

After receiving an initial star for Traditional Finances, remaining stars may be awarded in any order.

The College is currently gathering information to apply for the Contracts and Procurement award. The College is ineligible for the Public Pension Transparency Star, due to the College participating in the Teacher Retirement System of Texas' defined benefit plan, and has limited independent decision-making.

Enclosed Documents – A Traditional Finance Transparency Star Certificate, an Economic Development Transparency Star Certificate, a Debt Obligation Transparency Star Certificate, and the South Texas College web page reflecting the information available for each of the Transparency Stars follow in the packet for the Committee's information and review.

Dr. Shirley A. Reed, President, and Mary Elizondo, Vice President for Finance and Administrative Services, will be present at the March 7, 2017 Finance and Human Resources Committee meeting to address any questions by the committee.

No action is required from the Committee. This item is presented for information and feedback to staff.



Transparency Stars

The Texas Comptroller of Public Accounts
awards the **South Texas College** the
Traditional Finances Star

for exemplary efforts in creating financial transparency around public services and spending decisions. The Transparency Stars program recognizes local governments across Texas that are striving to meet a high standard for financial transparency online. These efforts provide citizens with clear, consistent information about public spending in user-friendly formats.



November 09, 2016



Transparency Stars

The Texas Comptroller of Public Accounts
awards the **South Texas College** the
Economic Development Star

for exemplary efforts in creating financial transparency around public spending in this area. The Transparency Stars program recognizes local governments across Texas that are striving to meet a high standard for financial transparency online. These efforts provide citizens with clear, consistent information about public spending in user-friendly formats.



December 22, 2016



Transparency Stars

The Texas Comptroller of Public Accounts
awards the **South Texas College** the
Debt Obligations Star

for exemplary efforts in creating financial transparency around public debt. The Transparency Stars program recognizes local governments across Texas that are striving to meet a high standard for financial transparency online. These efforts provide citizens with clear, consistent information about public spending in user-friendly formats.



December 22, 2016





Financial Transparency

South Texas College believes in providing our taxpayers with the information necessary to make informed decisions about the financial stability of the District. The District has chosen to participate in the Texas Comptroller's Transparency Stars program, recognizing local governments in their pursuit for transparency and accountability to their taxpayers.

Traditional Finance

- [Finance Summary \(PDF\)](#)
- [Total Revenue and Expenditures Graph \(PDF\)](#)
- [Revenue and Expense per Capita Graph \(PDF\)](#)
- [Property Tax Rate\(s\) per \\$100 Valuation Graph \(PDF\)](#)
- [Comprehensive Annual Report](#)
- [Budget](#)
- [Raw Format Budget](#)
- [Check Register](#)
- [Investment Reports](#)
- [General Contact Info](#)
- [Local elected official contact information](#)
- [Open Request Information](#)
- [Texas Comptroller of Public Accounts Transparency](#)



Debt Obligation

- [Debt Information Summary \(PDF\)](#)
 - [Outstanding Tax and Revenue Supported Debt Graph \(PDF\)](#)
 - [Inflation Adjusted Tax Supported Debt per Student Graph \(PDF\)](#)
- [History of Tax Rates \(PDF\)](#)
- [Time Trend for Total Outstanding Debt \(XLS\)](#)
- [Issue-by-issue listing including principal amount of each outstanding debt obligation \(XLS\)](#)
- [Texas Comptroller of Public Accounts Debt at a Glance Tool](#)
- [Independent Registered Municipal Advisor Certificate \(IRMA\)](#)
- Upcoming bond election information: There are no upcoming bond elections at this time.
- [Texas Bond Review Board](#)



Economic Development

- [Economic Development Summary \(PDF\)](#)
- [Amount of Tax Foregone, Fiscal 2012-2016 Graph \(PDF\)](#)
- [Number of Value Limitation Agreements Granted, Fiscal 2012-2016 Graph \(PDF\)](#)
- GASB Statement No. 77 - Tax Abatement Disclosures
The requirements of this Statement improve financial reporting by giving users of financial statements essential information that is not consistently or comprehensively reported to the public at present, and are effective for reporting periods beginning after December 15, 2015 (The District's fiscal year 2017).
- [GASB Statement No. 77 Tax Abatement Disclosures](#)
- [Economic Impact on Local Community](#)
- [Tax Abatement Schedule \(XLS\)](#)
- [Tax Abatement Agreement between South Texas College and Duke Energy Renewables Wind, LLC \(PDF\)](#)



Other

- [Conflict of Interest Provisions - Gift, grant, donation, or other consideration to be used as a salary supplement \(PDF\)](#)
- [Independent Registered Municipal Advisor Certificate](#)
- [FY 2015E Metered Electricity, Water, and Natural Gas](#)
- [Dual Enrollment Program Cost-Analysis \(PDF\)](#)
- [Information Regarding Staff Compensation, Texas Government Code Sec. 659.026 \(PDF\)](#)

For Questions, please contact Mary Elizondo, Vice President for Finance and Administrative Services, at 956-872-3558 or marye@southtexascollege.edu

© South Texas College

Review and Discussion of Internal Audit Reports in the Areas of Mileage Reimbursement and Employment Eligibility Verification Form I-9

Mr. Khalil Abdullah, Internal Auditor, will be attending the Committee meeting to discuss the procedures, findings, and recommendations of the internal audit reports in the areas of Mileage Reimbursement & Employment Eligibility Verification Form I-9.

The two (2) reports follow in the packet for the Committee's review.

No action is required from the Committee. This item is presented for information and feedback to staff.



EXECUTIVE SUMMARY

The Mileage Reimbursement Procedures Audit was included on the Finance, and Human Resources Committee's approved FY 2016 Audit Plan. The audit included a review of South Texas College's employee mileage reimbursement procedures including compliance with the Travel Office's *Employee Travel Guide*, and Manual of Policy 5700 *Official Travel of Employees*.

The objective of the audit was to evaluate the adequacy and effectiveness of internal controls over employee mileage expense reimbursements. The audit scope included activity from September 1, 2015 through May 31, 2016.

The audit generally conformed to guidelines set forth by the Institute of Internal Auditor's *International Standards for the Professional Practice of Internal Auditing* and South Texas College's Manual of Policy 5460 *Internal Audit Function*.

Overall, the Travel Office established an adequate system of internal controls over employee mileage expense reimbursements. However, the following was identified as an opportunity to further strengthen controls.

- 33 out of 50 (66%) of the files tested did not submit the Employee In-District Mileage Reimbursement and Authorization form to the Travel Office timely (e.g. prior to the semester for faculty or prior to the fiscal year for all other staff).



BACKGROUND

As part of the Accounts Payable department, the Travel Office’s goal is to provide dependable and timely service to South Texas College faculty, staff and students involved in business related travel. The Travel Office performs functions such as reimbursement of incurred travel expenses and the payment of conference registration fees on behalf of the individual, group and/or student travelers. The Travel Office also assists travelers with monetary and policy questions. Total employee travel mileage expense reimbursements within the 9 month scope (September 1, 2015 - May 31, 2016) totaled \$279,965.92. Details on the total employee mileage expense reimbursements over the last two fiscal years are summarized in the table below:

FY 2015	FY 2016	Variance	Percentage increase from FY 15 to FY 16
\$401,225.90	\$435,260.95	\$34,035.05	8%

AUDIT OBJECTIVE

The objective of the audit was to evaluate the adequacy and effectiveness of internal controls over employee mileage expense reimbursements.

AUDIT SCOPE & METHODOLOGY

The Internal Auditor evaluated the Travel Office’s internal controls over employee mileage expense reimbursements. The audit scope included activity from September 1, 2015 through May 31, 2016. To accomplish the audit objective, the Internal Auditor performed the following procedures:

- Interviewed management and employees on travel reimbursement internal controls and procedures;
- Reviewed the Travel Office’s *Employee Travel Guide*;
- Reviewed the State of Texas Travel Allowance Guide;
- Reviewed Internal Revenue Service (IRS) Publication 463 *Travel, Entertainment, Gift, and Car Expenses 2015*;
- Verified that the rate of employee mileage expense reimbursement was appropriate as compared to IRS Publication 463;



- Selected a sample of employee who received mileage expense reimbursements and verified compliance with the Travel Office's *Employee Travel Guide* and Manual of Policy 5700 *Official Travel of Employees*.
- Verified that employee mileage expense reimbursement were supported by adequate documentation;
- Verified the accuracy of mileage expense reimbursements by recalculating the distance traveled and multiplying by that year's applicable rate;
- Compared employee mileage logs to South Texas College's 2015 *Mileage Chart*.

The audit generally conformed to guidelines set forth by the Institute of Internal Auditor's *International Standards for the Professional Practice of Internal Auditing* and South Texas College's Manual of Policy 5460 *Internal Audit Function*.

AUDIT RESULTS

A sample of 50 mileage expense reimbursement transactions were selected for testing. The selected transactions totaled \$59,577.90 and represented approximately 21% of the entire population's cost.

Review and Approval

Current procedures require that an employee's immediate supervisor approve each mileage reimbursement request. The Internal Auditor verified that each mileage expense reimbursement was supported by documentation that included an immediate supervisor's review and approval as well as a stated 'purpose of travel.' Procedures also require that Travel Office employees review mileage expenses and compare those costs to other potentially less expensive travel alternatives. Specifically, they are required to compare the costs of reimbursing employees for mileage versus the cost of air fare or other reasonable transportation. The Internal Auditor was able to verify the travel expense comparison reviews were taking place. No exceptions were noted in this area.

Documentation

'Employee In-District Mileage Reimbursement and Authorization' (Travel Authorization) forms along with mileage logs were provided to support each travel expense reimbursement selected for testing. Additional documentation was also provided, including vehicle insurance cards, faculty teaching assignments, e-mails from department chairs, and local school district calendars. Adequate documentation was available to support each of the tested mileage expense reimbursements.



However, the audit found that 33 out of 50 (66%) employees' receiving mileage expense reimbursements did not submit their Travel Authorization forms timely. Additionally, the audit found that in 6% of the tested transactions, support documentation was provided in a subsequent fiscal year from when the travel expenses were actually incurred. While the Travel Office does not issue payment of mileage expense reimbursements until after all support documentation is received, current procedures require that employees requesting reimbursement for mileage, submit an approved Travel Authorization form prior to the beginning of the semester or prior to the beginning of the fiscal year.

Recommendation:

1. The Travel Office should implement a process for communicating current mileage reimbursement travel procedures to Financial Managers and supervisors and follow-up with Financial Managers and supervisors who submit mileage expense support documentation after-the-fact.

Management Response:

1. The Business Office conducts regular Financial Managers and Administrative Assistant Round-Up training sessions and an annual Business Office "How to Session" where travel procedures are reviewed in detail. The Business Office will strengthen communication to all employees by publishing a College-Wide Alert Notice every fall and spring semester related to the "Mileage Reimbursement Best Practices." The Business Office will notify the appropriate Financial Manager and the employee's supervisor of any noncompliance.

Implementation Date:

January 24, 2017

CONCLUSION

Overall, the Travel Office established an adequate system of internal controls over employee mileage expense reimbursements. The audit identified one opportunity to improve internal controls relating to the timely submission of support documentation.

Khalil M. Abdullah CPA, CIA, CGAP, MAcc
Internal Auditor

February 17, 2017

Date

EXECUTIVE SUMMARY

The Employment Eligibility Verification form I-9 Audit was included on the Finance, and Human Resources Committee's approved FY 2016 Audit Plan. The audit included a review of the completion and retention of the Employment Eligibility Verification form I-9 as required by Manual of Policy 4210 *Immigration Reform and Control Act of 1986*.

In 1986, Congress reformed U.S. immigration laws. These reforms sought to preserve the tradition of legal immigration while attempting to close the door to illegal entry. Employment is often the reason for individuals to reside in the United States illegally. The purpose of the employer sanctions law is to remove the prospect of employment to illegal aliens and require employers to hire only individuals who may legally work in the United States.

In order to comply with the law, employers must verify the identity and employment authorization of each person they hire, complete and retain an Employment Eligibility Verification form I-9, and refrain from discrimination against individuals on the basis of national origin or citizenship.

The objective of the audit was to evaluate the adequacy and effectiveness of the College's internal controls over the completion and retention of Employment Eligibility Verification form I-9. The scope included activity from September 1, 2015 through May 31, 2016. The audit generally conformed to guidelines set forth by the Institute of Internal Auditor's *International Standards for the Professional Practice of Internal Auditing* and South Texas College's Manual of Policy 5460 *Internal Audit Function*.

Overall, the department established an adequate system of internal controls over the completion and retention of Employment Eligibility Verification forms. However, the following opportunities to enhance and strengthen controls were identified.

- A procedure was not in place to substantiate that employee's 'List of Acceptable Documents' were returned to them as required by the Employment Eligibility Verification form;
- 1 out of 35 (3%) tested employee files did not complete the I-9 within three business days of hire;
- 1 out of 35 (3%) tested employee files was missing the Employment Eligibility Verification form.

BACKGROUND

Public Law 99-603 (Act of 11/6/86), otherwise referred to as the Immigration Reform and Control Act (IRCA) of 1986 was passed in order to control and deter illegal immigration. IRCA provisions require that employers ensure that all newly hired employees provide valid documentation supporting their identity and legal authorization to work. Employers must complete and retain the Employment Eligibility Verification form I-9 to document verification of the identity and employment authorization of each new employee (both citizen and noncitizen) hired after November 6, 1986, to work in the United States.

The law requires that employers verify the identity and employment authorization of individuals they hire to prevent the unlawful hiring, recruiting, or referring for a fee, of aliens who are not authorized to work in the United States. Submission of the information required by the I-9 is voluntary for any potential employees, however the failure of the employer to ensure proper completion of I-9 forms, or for knowingly employing individuals unauthorized to work in the United States may subject the employer to civil and/or criminal penalties. Any person wishing to complete an I-9 form for employment eligibility verification purposes is required to attest, under penalty of perjury, that they fall into one of the categories listed below.

- United States citizen;
- Noncitizen nationals of the United States;
- Lawful permanent residents; and
- Aliens who have been authorized to work

Employers are required to retain completed Employment Eligibility Verification forms for as long as the individual works for the employer and for a period of either 3 years after the date of hire or 1 year after the date employment ended, whichever is later. Completed I-9s are not required to be filed with any government agency, however employers are required to retain the forms and make them available for inspection by authorized officials of the Department of Homeland Security, Department of Labor, and Office of Special Counsel for Immigration-Related Unfair Employment Practices.

AUDIT OBJECTIVE

The objective of the audit was to evaluate the adequacy and effectiveness of the College's internal controls over the completion and retention of Employment Eligibility Verification form I-9.

AUDIT SCOPE & METHODOLOGY

To accomplish the audit objective, the Internal Auditor performed the following procedures:

- Interviewed management and employees on internal controls and procedures;
- Reviewed South Texas College Manual of Policy 4210 *Immigration Reform and Control Act of 1986*;
- Reviewed the Immigration Reform and Control Act of 1986;
- Reviewed the ‘Handbook for Employers Guidance for Completing form I-9’ distributed by Department of Homeland Security U.S. Citizenship and Immigration Services;
- Reviewed the instructions for employment eligibility verification requirements on form I-9 and compared to Human Resources’ processes for propriety;

The scope included activity from September 1, 2015 through May 31, 2016. The audit generally conformed to guidelines set forth by the Institute of Internal Auditor’s *International Standards for the Professional Practice of Internal Auditing* and South Texas College’s Manual of Policy 5460 *Internal Audit Function*.

AUDIT RESULTS

Form I-9 Section 1: Employee Information and Attestation

Employers must ensure that employees complete section 1 of form I-9 no later than the first day of employment. Employees may complete section 1 of form I-9 before the first day of employment, however the employer may not begin the I-9 process until a job offer is provided to an individual and he/she accepts the offer.

Prior to 2013, Human Resources (HR) sent job offers to employees via e-mail. This process was not ideal for documenting the date that a job offer is accepted, as the e-mails were not always maintained. In 2013, HR implemented a candidate applicant tracking system called ‘PeopleAdmin’ which records the exact date that a job offer is made and when it is accepted. The internal auditor found that in each of the tested files’ the I-9s were appropriately completed subsequent to the employee accepting a job offer. Additionally, in each of the files reviewed the I-9 form was completed either prior to or on the first day of employment. No exceptions were noted in this area.

Form I-9 Section 2: Employer or Authorized Representative Review and Verification

Employers must complete section 2 of form I-9 each time a hire is made. The employee must present document(s) that show his or her identity and employment authorization within three (3)



business days of the date employment begins. Prospective employees must be allowed to choose which document(s) he or she wants to present from the 'List of Acceptable Documents' which appears on the last page of form I-9. The 'List of Acceptable Documents' includes:

- List 'A' documents that establish both identity and employment authorization;
- List 'B' documents that establish identity only, or;
- List 'C' documents which establish employment authorization only.

Employers are required to review the completion of section 1, review the employee's employment eligibility document(s) and fully complete section 2 of form I-9 within three (3) business days of hire. 1 out of 35 (3%) tested employee files did not complete the I-9 within three business days of hire as required. This occurrence was discovered by Human Resources and additional support documentation was included in the employee's file to document the details which led to the delay in completing the I-9 process within the 3 business day timeframe.

Additionally, employers are required to return employment verification documentation to prospective employees. Human Resources has not yet developed a process to support that employment verification documentation is returned to prospective employees. As a result, the internal auditor was unable to verify that this requirement was met.

Recommendation:

1. The Director of Human Resources should develop a process to substantiate that employment verification documentation has been returned to each employee.

Management Response:

1. There are no instructions on the I-9 form that requires confirmation when documents are returned to employees; guidance in the USCIS Handbook for Employers is as follows: "Return the original documents to your employee when you are finished."

Although there has not been any complaints that documents provided for I-9 purposes have not been returned directly to the employee; to ensure there is an audit trail, an acknowledgement of return, initialed by employee, will be incorporated into the new hire paperwork process to document return of I-9 documentation provided.

Implementation Date:

March 1, 2017



Form I-9 Section 3: Reverification and Rehires

When an employee's employment authorization document expires, the employer must verify his or her employment authorization no later than the date employment authorization expires. The employee must present a document that shows current employment authorization. If the employee cannot provide proof of current employment authorization, the institution cannot continue to employ that person. 5 out of 35 (14%) of files selected for testing were required to complete section 3. The internal auditor found that section 3 was appropriately completed in each instance. No exceptions were noted in this area.

Form I-9 Retention

South Texas College must retain an employee's completed form I-9 for as long as the individual works for the college. Once an individual's employment has terminated, their I-9 must be retained for a period of either three (3) years after the date of hire, or one (1) year after the date employment is terminated, whichever is later. The forms may be retained on paper or electronically. 1 out of 35 (3%) tested employee files was missing the Employment Eligibility Verification form. With the exception of the one missing file, each of the files selected for testing was appropriately supported by an Employment Eligibility Verification form.

Recommendation:

2. Periodic reviews of employee files should be conducted to ensure that all required documentation is retained in accordance with applicable regulations.

Management Response:

2. The Office of Human Resources conducts periodic reviews within the Office of Human Resources of I-9 documentation to ensure compliance with laws and regulations. An extensive review was conducted July 2014 and additional periodic reviews were conducted on a random basis in FY 2015 and FY 2016. Staff have also attended various trainings and webinars to keep abreast of and maintain knowledge of federal regulations and standards and to comply with federal changes to I-9 form and processes. Another internal audit review of these processes will be requested in two years.

Implementation Date:

February 22, 2017



CONCLUSION

Overall, The Office of Human Resources established an adequate system of internal controls over employment eligibility verification forms. Opportunities to strengthen internal controls exist related to ensuring that I-9s are completed within 3 business days of employment; establishing a process for substantiating that each employees' employment verification documentation is returned to them; and ensuring that all I-9s are retained in accordance with established regulations.

A handwritten signature in blue ink, appearing to read "Khalil M. Abdullah".

Khalil M. Abdullah CPA, CIA, CGAP, MAcc
Internal Auditor

February 17, 2017

Date

**Review and Discussion of Audit Plan Status and Other Office of
Internal Audit Activities**

Mr. Khalil Abdullah, Internal Auditor, will provide a status update on the Audit Plan completion as well as other activities and ongoing projects.

The Audit Plan follows in the packet for the Committee's review.

No action is required from the Committee. This item is presented for information and feedback to staff.

South Texas College
Office of Internal Audits
Audit Plan Completion Status
As of 3/7/2017

Audits/Project FY 2015 - 2016		STATUS
Fraud Surveys (SAS 99)		Completed
Surprise Cash Counts		Completed
Food Services Department Cash Handling Procedures		Completed
HR - Employment Eligibility Verification Form I-9		Completed
Mileage Reimbursements		Completed
Department Fixed Assets		Fieldwork

Audits/Project FY 2016 - 2017		STATUS
Fraud Surveys (SAS 99)		Pending
Student Activities Procedures		Planning
Property Taxes - Internal Controls of Hidalgo and Starr Co. (Pertaining to the College's tax transactions)		Planning
FY 2016 Annual Financial Report (Assist external auditor with testing)		Completed
Custodial Services - Work Orders, Purchase Orders, and Inventory		Roll-over
Banner Computer System Security and Access		Roll-over
Time Keeping System Compliance		Roll-over

Other Activities (Est. Office of Internal Audits)		STATUS
Revisions to Manual of Policy 5460 <i>Internal Audit Function</i>		Completed
Internal Audit Charter (Effective 7/26/2016)		Completed
Office of Internal Audit website		Completed
Obtain access to Banner and Argos to facilitate audit activities		Completed
Hired Staff Audit Specialist		Completed
Continuing Professional Education (CPE) - 40 hrs. minimum		On-going
Internal Audit Procedures Manual (Required by IIA Standards)		On-going
Est. Quality Assurance and Improvement Program (Required by IIA Standards)		On-going
Work with Technology Resources to acquire and install Electronic Work paper software		On-going
Streamline process for obtaining feedback to both the Fraud and Client Survey		On-going
Develop entity wide risk assessment methodology		On-going
Prepare risk based audit plan for FY 2018		On-going

Review and Discussion of Position Vacancy Report for FY 2016 - 2017

The Staffing Plan Position Vacancy Report for FY 2016 - 2017 follows in the packet for the Committee’s information and review. Information is current as of March 2, 2017.

Dr. Shirley A. Reed, President, and Mrs. Mary Elizondo, Vice President for Finance and Administrative Services, will be available to respond to questions from the Committee.

The presentation of the data has been modified to detail the status of each position.

1) Vacancies at Beginning of Fiscal Year 2016 - 2017

EXHIBIT A - VACANT POSITIONS - NEW)

EXHIBIT B - VACANT POSITIONS - CONTINUING)

- Fiscal Year 2016 - 2017 started with 143 vacant Full Time Regular positions from the previous fiscal year, and the Board approved one hundred and sixty five (165) additional new positions for a total of 308 vacant Full Time Regular positions.
- The one hundred and fifty-two (152) Bond Construction Program related positions will be filled as needed in alignment with the building construction timeline.

2) Positions Filled during Fiscal Year 2016 - 2017

EXHIBIT C - HIRED)

- Ninety seven (97) Full Time, Regular positions have been filled as of March 2, 2017.
- Eight (8) Full Time, Regular positions have been filled since the last vacancy report provided as of February 9, 2017.

3) Position Turnover during Fiscal Year 2016 - 2017

EXHIBIT D - RESIGNATIONS)

- There have been thirty four (34) resignations, terminations, and/or retirement notices submitted for Full Time, Regular positions as of March 2, 2017.
- There have been four (4) resignations, terminations, and/or retirement notices submitted since the last vacancy report provided as of February 9, 2017.

Vacancies, Filled Positions, and Resignations FY 2016 - 2017					
	FY15 - 16 Vacant Positions	New Positions for FY 2016 - 2017			Total
		Non- Bond	Bond	Total	
Vacancies as of September 1, 2016	143	13	152	165	308
Filled as of Mar.2, 2017	87	5	5	10	97
Total	56	8	147	155	211
Resignations as of Mar. 2, 2017	34	0	0	0	34
Vacancies Balance as of Mar. 2, 2017	90	8	147	155	245

Further details can be found in the Position Vacancy Report on the following pages.

The Position Vacancy Report for Fiscal Year 2016 - 2017 and Positions Filled and Vacated Report are presented for information and review by the Committee. No action is required from the Committee.

South Texas College
NEW Vacant Full-Time Regular Positions Approved for FY 2016 - 2017
 As of March 2, 2017

New Positions

Division	Position	Type	Category	Title	Hiring Process Status (Steps 1 - 7)	Position Status	Proposed Hire Date
Academic Affairs							
Distance Learning	710276	NEW-BOND	Prof/Tech Support Exempt	Distance Learning Instr Facilitator	7	Bond Position	02-01-17
Mid Valley Campus	701269	NEW-BOND	Prof/Tech Support Non-Exempt	Student Services Specialist II	7	Bond Position	05-01-17
Starr County Campus	704267	NEW-BOND	Prof/Tech Support Non-Exempt	Student Services Specialist II	7	Bond Position	05-01-17
Division of Liberal Arts and Social Sciences							
Division of Liberal Arts and Social Sciences	711150	NEW-BOND	Classified Non-Exempt	Faculty Secretary	7	Bond Position	03-01-17
Division of Liberal Arts and Social Sciences	710150	NEW-BOND	Classified Non-Exempt	Faculty Secretary	7	Bond Position	03-01-17
Division of Liberal Arts and Social Sciences	712150	NEW-BOND	Prof/Tech Support Non-Exempt	Student Success Specialist	7	Bond Position	03-01-17
Division of Liberal Arts and Social Sciences	713150	NEW-BOND	Prof/Tech Support Non-Exempt	Student Success Specialist	7	Bond Position	03-01-17
History	701225	NEW	Classified Non-Exempt	Faculty Secretary	1	Pending Requisition	06-01-17
Speech	701228	NEW-BOND	Classified Non-Exempt	Speech Lab Technician	7	Bond Position	03-01-17
Division of Math, Science and Bachelor Programs							
Engineering	701412	NEW-BOND	Prof/Tech Support Non-Exempt	Lab Specialist II - Engineering	7	Bond Position	05-01-17
Physics	704202	NEW-BOND	Prof/Tech Support Non-Exempt	Lab Coordinator	7	Bond Position	06-01-17
Division of Nursing and Allied Health							
Division of Nursing and Allied Health	712557	NEW-BOND	Prof/Tech Support Non-Exempt	Biomedical Simulation Specialist	2	Requisition in Progress	05-15-17
Division of Nursing and Allied Health	708557	NEW-BOND	Classified Non-Exempt	Faculty Secretary	7	Bond Position	05-01-17
Division of Nursing and Allied Health	710557	NEW-BOND	Classified Non-Exempt	Faculty Secretary	7	Bond Position	05-01-17
Division of Nursing and Allied Health	707557	NEW-BOND	Classified Non-Exempt	Lab Asst - NAH	7	Bond Position	05-01-17
Division of Nursing and Allied Health	709557	NEW-BOND	Classified Non-Exempt	Lab Asst - NAH	7	Bond Position	05-01-17
Division of Nursing and Allied Health	711557	NEW-BOND	Prof/Tech Support Exempt	Simulation Coordinator	7	Bond Position	02-01-17
Finance and Administrative Services							
Accountability, Risk, and Compliance	706160	NEW	Prof/Tech Support Exempt	Compliance Coordinator	4	Screening in Progress	04-17-17
Accountability, Risk, and Compliance	708160	NEW	Prof/Tech Support Exempt	Compliance Manager	4	Screening in Progress	04-17-17
Business Office	751184	NEW-BOND	Prof/Tech Support Non-Exempt	Accounting Specialist	3a	Re-advertised	04-17-17
Business Office	752184	NEW-BOND	Prof/Tech Support Non-Exempt	Accounts Payable Specialist	4	Screening in Progress	04-17-17
Business Office	753184	NEW-BOND	Prof/Tech Support Non-Exempt	Payroll Specialist	7	Bond Position	06-01-17
Campus Police	775514	NEW-BOND	Prof/Tech Support Non-Exempt	Coord Emer Preparedness & Trng	2	Requisition in Progress	05-15-17
Campus Police	762514	NEW-BOND	Prof/Tech Support Non-Exempt	Police Compliance Coordinator	2	Requisition in Progress	05-15-17
Campus Police	768514	NEW-BOND	Prof/Tech Support Non-Exempt	Police Officer	5	Recommendation in Progress	03-13-17
Campus Police	764514	NEW-BOND	Prof/Tech Support Non-Exempt	Police Officer	5	Recommendation in Progress	03-13-17
Campus Police	765514	NEW-BOND	Prof/Tech Support Non-Exempt	Police Officer	5	Recommendation in Progress	03-13-17
Campus Police	766514	NEW-BOND	Prof/Tech Support Non-Exempt	Police Officer	5	Recommendation in Progress	03-13-17
Campus Police	767514	NEW-BOND	Prof/Tech Support Non-Exempt	Police Officer	5	Recommendation in Progress	03-13-17
Central Receiving	714584	NEW-BOND	Prof/Tech Support Non-Exempt	Distribution Services Specialist	4	Screening in Progress	04-17-17
Central Receiving	712584	NEW-BOND	Classified Non-Exempt	Fixed Assets and Receiving Technician	4	Screening in Progress	04-17-17

Legend-Tiered steps in Hiring Process

- 1 - Pending Requisition
- 2 - Requisition in Progress
- 3 - Advertised
- 3a - Re-Advertised
- 4 - Screening in Progress
- 5 - Recommendation in Progress
- 6 - Frozen in FY17
- 7 - Bond Position
- x - Position Change

South Texas College		NEW Vacant Full-Time Regular Positions Approved for FY 2016 - 2017					New Positions	
Division	Position	Type	Category	Title	Hiring Process Status (Steps 1 - 7)	Position Status	Proposed Hire Date	
Central Receiving	713584	NEW-BOND	Classified Non-Exempt	Fixed Assets and Receiving Technician	4	Screening in Progress	04-17-17	
Custodial	793502	NEW-BOND	Prof/Tech Support Non-Exempt	Custodial Supervisor	7	Bond Position	06-01-17	
Custodial	766502	NEW-BOND	Classified Non-Exempt	Custodian	7	Bond Position	08-01-17	
Custodial	787502	NEW-BOND	Classified Non-Exempt	Custodian	7	Bond Position	10-01-17	
Custodial	769502	NEW-BOND	Classified Non-Exempt	Custodian	7	Bond Position	08-01-17	
Custodial	767502	NEW-BOND	Classified Non-Exempt	Custodian	7	Bond Position	08-01-17	
Custodial	771502	NEW-BOND	Classified Non-Exempt	Custodian	7	Bond Position	04-01-18	
Custodial	764502	NEW-BOND	Classified Non-Exempt	Custodian	7	Bond Position	07-01-17	
Custodial	763502	NEW-BOND	Classified Non-Exempt	Custodian	7	Bond Position	10-01-17	
Custodial	768502	NEW-BOND	Classified Non-Exempt	Custodian	7	Bond Position	08-01-17	
Custodial	776502	NEW-BOND	Classified Non-Exempt	Custodian	7	Bond Position	05-01-17	
Custodial	770502	NEW-BOND	Classified Non-Exempt	Custodian	7	Bond Position	08-01-17	
Custodial	772502	NEW-BOND	Classified Non-Exempt	Custodian	7	Bond Position	05-01-17	
Custodial	773502	NEW-BOND	Classified Non-Exempt	Custodian	7	Bond Position	05-01-17	
Custodial	774502	NEW-BOND	Classified Non-Exempt	Custodian	7	Bond Position	05-01-17	
Custodial	775502	NEW-BOND	Classified Non-Exempt	Custodian	7	Bond Position	04-01-18	
Custodial	785502	NEW-BOND	Classified Non-Exempt	Custodian	7	Bond Position	10-01-17	
Custodial	784502	NEW-BOND	Classified Non-Exempt	Custodian	7	Bond Position	10-01-17	
Custodial	783502	NEW-BOND	Classified Non-Exempt	Custodian	7	Bond Position	08-01-17	
Custodial	760502	NEW-BOND	Classified Non-Exempt	Custodian	7	Bond Position	10-01-17	
Custodial	781502	NEW-BOND	Classified Non-Exempt	Custodian	7	Bond Position	08-01-17	
Custodial	782502	NEW-BOND	Classified Non-Exempt	Custodian	7	Bond Position	08-01-17	
Custodial	786502	NEW-BOND	Classified Non-Exempt	Custodian	7	Bond Position	08-01-17	
Custodial	761502	NEW-BOND	Classified Non-Exempt	Custodian	7	Bond Position	10-01-17	
Custodial	762502	NEW-BOND	Classified Non-Exempt	Custodian	7	Bond Position	10-01-17	
Custodial	754502	NEW-BOND	Classified Non-Exempt	Custodian	7	Bond Position	05-01-17	
Custodial	755502	NEW-BOND	Classified Non-Exempt	Custodian	7	Bond Position	09-01-17	
Custodial	756502	NEW-BOND	Classified Non-Exempt	Custodian	7	Bond Position	09-01-17	
Custodial	757502	NEW-BOND	Classified Non-Exempt	Custodian	7	Bond Position	10-01-17	
Custodial	759502	NEW-BOND	Classified Non-Exempt	Custodian	7	Bond Position	10-01-17	
Custodial	791502	NEW-BOND	Classified Non-Exempt	Floor Technician	7	Bond Position	10-01-17	
Custodial	792502	NEW-BOND	Classified Non-Exempt	Floor Technician	7	Bond Position	10-01-17	
Custodial	788502	NEW-BOND	Classified Non-Exempt	Floor Technician	7	Bond Position	08-01-17	
Custodial	789502	NEW-BOND	Classified Non-Exempt	Floor Technician	7	Bond Position	08-01-17	
Custodial	780502	NEW-BOND	Classified Non-Exempt	Floor Technician	7	Bond Position	05-01-17	
Custodial	765502	NEW-BOND	Classified Non-Exempt	Lead Custodian	7	Bond Position	07-01-17	
Custodial	778502	NEW-BOND	Classified Non-Exempt	Lead Custodian	7	Bond Position	05-01-17	

Legend-Tiered steps in Hiring Process
 1 - Pending Requisition
 2 - Requisition in Progress
 3 - Advertised
 3a - Re-Advertised
 4 - Screening in Progress
 5 - Recommendation in Progress
 6 - Frozen in FY17
 7 - Bond Position
 x - Position Change

South Texas College
NEW Vacant Full-Time Regular Positions Approved for FY 2016 - 2017
 As of March 2, 2017

New Positions

Division	Position	Type	Category	Title	Hiring Process Status (Steps 1 - 7)	Position Status	Proposed Hire Date
Custodial	758502	NEW-BOND	Classified Non-Exempt	Lead Custodian	7	Bond Position	10-01-17
Custodial	779502	NEW-BOND	Classified Non-Exempt	Lead Custodian	7	Bond Position	05-01-17
Facilities Planning and Construction	724501	NEW-BOND	Classified Non-Exempt	Administrative Assistant	4	Screening in Progress	04-17-17
Facilities Planning and Construction	721501	NEW-BOND	Administrative Exempt	Assistant Director Facilities Planning & Cons	7	Bond Position	06-01-17
Facilities Planning and Construction	722501	NEW-BOND	Prof/Tech Support Exempt	Facil Plng and Constr Project Manager	7	Bond Position	06-01-17
Facilities Planning and Construction	723501	NEW-BOND	Classified Non-Exempt	Facil Plng and Constr Project Technician	7	Bond Position	06-01-17
Facilities Planning and Construction	725501	NEW-BOND	Prof/Tech Support Non-Exempt	Technical Facilities Specialist	7	Bond Position	01-01-17
Facilities Operations and Maintenance	726501	NEW-BOND	Prof/Tech Support Non-Exempt	Facil Oper and Maint Admin Coord	7	Bond Position	06-01-17
Facilities Operations and Maintenance	727501	NEW-BOND	Prof/Tech Support Non-Exempt	Operations Support Coordinator	7	Bond Position	06-01-17
Facility Maintenance	740499	NEW-BOND	Administrative Exempt	Assistant Director Facil Oper & Maint	7	Bond Position	06-01-17
Facility Maintenance	716499	NEW-BOND	Prof/Tech Support Exempt	Campus Facility Manager	7	Bond Position	03-01-17
Facility Maintenance	717499	NEW-BOND	Prof/Tech Support Exempt	Campus Facility Manager	7	Bond Position	03-01-17
Facility Maintenance	733499	NEW-BOND	Classified Non-Exempt	Carpenter	7	Bond Position	05-01-17
Facility Maintenance	732499	NEW-BOND	Classified Non-Exempt	Carpenter	7	Bond Position	05-01-17
Facility Maintenance	739499	NEW-BOND	Prof/Tech Support Non-Exempt	Construction Supervisor	7	Bond Position	05-01-17
Facility Maintenance	725499	NEW-BOND	Classified Non-Exempt	Electrician	7	Bond Position	05-01-17
Facility Maintenance	724499	NEW-BOND	Classified Non-Exempt	Electrician	7	Bond Position	05-01-17
Facility Maintenance	723499	NEW-BOND	Classified Non-Exempt	Electrician	7	Bond Position	05-01-17
Facility Maintenance	737499	NEW-BOND	Classified Non-Exempt	Energy Technician	7	Bond Position	05-01-17
Facility Maintenance	738499	NEW-BOND	Classified Non-Exempt	Energy Technician	7	Bond Position	05-01-17
Facility Maintenance	729499	NEW-BOND	Classified Non-Exempt	Locksmith	7	Bond Position	05-01-17
Facility Maintenance	734499	NEW-BOND	Classified Non-Exempt	Maintenance Assistant	7	Bond Position	05-01-17
Facility Maintenance	735499	NEW-BOND	Classified Non-Exempt	Maintenance Assistant	7	Bond Position	05-01-17
Facility Maintenance	736499	NEW-BOND	Classified Non-Exempt	Maintenance Assistant	7	Bond Position	05-01-17
Facility Maintenance	720499	NEW-BOND	Classified Non-Exempt	Maintenance Technician	7	Bond Position	05-01-17
Facility Maintenance	721499	NEW-BOND	Classified Non-Exempt	Maintenance Technician	7	Bond Position	05-01-17
Facility Maintenance	722499	NEW-BOND	Classified Non-Exempt	Maintenance Technician	7	Bond Position	05-01-17
Facility Maintenance	719499	NEW-BOND	Classified Non-Exempt	Maintenance Technician	7	Bond Position	05-01-17
Facility Maintenance	731499	NEW-BOND	Classified Non-Exempt	Painter	7	Bond Position	05-01-17
Facility Maintenance	730499	NEW-BOND	Classified Non-Exempt	Painter	7	Bond Position	05-01-17
Facility Maintenance	726499	NEW-BOND	Classified Non-Exempt	Plumber	7	Bond Position	05-01-17
Facility Maintenance	727499	NEW-BOND	Classified Non-Exempt	Plumber	7	Bond Position	05-01-17
Facility Maintenance	728499	NEW-BOND	Classified Non-Exempt	Plumber	7	Bond Position	05-01-17
Facility Maintenance	718499	NEW-BOND	Classified Non-Exempt	Warehouse Technician	7	Bond Position	04-01-17
Finance and Administrative Services	706625	NEW	Prof/Tech Support Exempt	Project Manager - FAS	4	Screening in Progress	04-17-17
Human Resources	719240	NEW-BOND	Prof/Tech Support Non-Exempt	Human Resources Staffing Specialist	7	Bond Position	12-01-17
Human Resources	725240	NEW-BOND	Classified Non-Exempt	Human Resources Assistant	4	Screening in Progress	04-17-17

Legend-Tiered steps in Hiring Process

- 1 - Pending Requisition
- 2 - Requisition in Progress
- 3 - Advertised
- 3a - Re-Advertised
- 4 - Screening in Progress
- 5 - Recommendation in Progress
- 6 - Frozen in FY17
- 7 - Bond Position
- x - Position Change

South Texas College
NEW Vacant Full-Time Regular Positions Approved for FY 2016 - 2017
 As of March 2, 2017

New Positions

Division	Position	Type	Category	Title	Hiring Process Status (Steps 1 - 7)	Position Status	Proposed Hire Date
Human Resources	726240	NEW-BOND	Classified Non-Exempt	Human Resources Assistant	4	Screening in Progress	04-17-17
Purchasing	729580	NEW-BOND	Prof/Tech Support Exempt	Buyer	4	Screening in Progress	04-17-17
Safety and Security	771514	NEW-BOND	Classified Non-Exempt	Security Guard	4	Screening in Progress	04-17-17
Safety and Security	769514	NEW-BOND	Classified Non-Exempt	Security Guard	4	Screening in Progress	04-17-17
Safety and Security	770514	NEW-BOND	Classified Non-Exempt	Security Guard	4	Screening in Progress	04-17-17
Safety and Security	774514	NEW-BOND	Classified Non-Exempt	Security Guard	4	Screening in Progress	04-17-17
Safety and Security	773514	NEW-BOND	Classified Non-Exempt	Security Guard	4	Screening in Progress	04-17-17
Safety and Security	772514	NEW-BOND	Classified Non-Exempt	Security Guard	4	Screening in Progress	04-17-17
Safety and Security	781514	NEW-BOND	Classified Non-Exempt	Security Guard	4	Screening in Progress	04-17-17
Safety and Security	763514	NEW-BOND	Prof/Tech Support Non-Exempt	Security Support Specialist	2	Requisition in Progress	05-15-17
Information Services, Planning and Strategic Initiatives							
Client Services	703394	NEW-BOND	Prof/Tech Support Non-Exempt	Client Services Specialist	7	Bond Position	04-01-17
Educational Technologies	719271	NEW-BOND	Prof/Tech Support Non-Exempt	Digital Signage/Classroom Tech Trng Spec	2	Requisition in Progress	05-15-17
Educational Technologies	711271	NEW-BOND	Classified Non-Exempt	Educational Technologies Assistant I	7	Bond Position	01-01-17
Educational Technologies	712271	NEW-BOND	Classified Non-Exempt	Educational Technologies Assistant I	7	Bond Position	01-01-17
Educational Technologies	713271	NEW-BOND	Classified Non-Exempt	Educational Technologies Assistant I	7	Bond Position	05-01-17
Educational Technologies	714271	NEW-BOND	Classified Non-Exempt	Educational Technologies Assistant I	7	Bond Position	05-01-17
Educational Technologies	715271	NEW-BOND	Classified Non-Exempt	Educational Technologies Assistant I	7	Bond Position	05-01-17
Educational Technologies	716271	NEW-BOND	Classified Non-Exempt	Educational Technologies Assistant I	7	Bond Position	05-01-17
Educational Technologies	718271	NEW-BOND	Classified Non-Exempt	Educational Technologies Assistant II	7	Bond Position	05-01-17
Educational Technologies	717271	NEW-BOND	Classified Non-Exempt	Educational Technologies Assistant II	7	Bond Position	05-01-17
Educational Technologies	720271	NEW-BOND	Prof/Tech Support Exempt	Project Manager - Educational Technologies	2	Requisition in Progress	05-15-17
Learning Commons and Open Labs	724397	NEW-BOND	Classified Non-Exempt	Open Lab Technician	7	Bond Position	01-01-17
Learning Commons and Open Labs	723397	NEW-BOND	Classified Non-Exempt	Open Lab Technician	7	Bond Position	03-01-17
Learning Commons and Open Labs	722397	NEW-BOND	Classified Non-Exempt	Open Lab Technician	7	Bond Position	01-01-17
Learning Commons and Open Labs	721397	NEW-BOND	Classified Non-Exempt	Open Lab Technician	7	Bond Position	01-01-17
Learning Commons and Open Labs	719397	NEW-BOND	Classified Non-Exempt	Open Lab Technician	7	Bond Position	03-01-17
Learning Commons and Open Labs	718397	NEW-BOND	Classified Non-Exempt	Open Lab Technician	7	Bond Position	01-01-17
Learning Commons and Open Labs	717397	NEW-BOND	Prof/Tech Support Non-Exempt	Open Labs Analyst	7	Bond Position	01-01-17
Learning Commons and Open Labs	716397	NEW-BOND	Prof/Tech Support Non-Exempt	Technology Specialist	7	Bond Position	01-01-17
Library Public Services	743101	NEW-BOND	Prof/Tech Support Non-Exempt	Library Specialist	7	Bond Position	01-01-17
Technology Support	719392	NEW-BOND	Prof/Tech Support Non-Exempt	Computer Analyst	7	Bond Position	02-01-17
Technology Support	717392	NEW-BOND	Prof/Tech Support Non-Exempt	Computer Services Spec	7	Bond Position	02-01-17
Technology Support	716392	NEW-BOND	Prof/Tech Support Non-Exempt	Computer Services Spec	7	Bond Position	02-01-17
Technology Support	718392	NEW-BOND	Prof/Tech Support Non-Exempt	Computer Services Spec	7	Bond Position	02-01-17
Telecom	702390	NEW-BOND	Prof/Tech Support Non-Exempt	Network Svcs Analyst I	7	Bond Position	02-01-17

Legend-Tiered steps in Hiring Process

- 1 - Pending Requisition
- 2 - Requisition in Progress
- 3 - Advertised
- 3a - Re-Advertised
- 4 - Screening in Progress
- 5 - Recommendation in Progress
- 6 - Frozen in FY17
- 7 - Bond Position
- x - Position Change

South Texas College							New Positions	
NEW Vacant Full-Time Regular Positions Approved for FY 2016 - 2017								
As of March 2, 2017								
Division	Position	Type	Category	Title	Hiring Process Status (Steps 1 - 7)	Position Status	Proposed Hire Date	
Office of the President								
Public Relations/Marketing	724462	NEW	Prof/Tech Support Non-Exempt	Chief Photographer	1	Pending Requisition	06-01-17	
Public Relations/Marketing	725462	NEW	Classified Non-Exempt	Community Relations Asst	1	Pending Requisition	06-01-17	
Student Affairs and Enrollment Management								
Admissions and Records	723612	NEW-BOND	Prof/Tech Support Non-Exempt	Admissions Specialist	7	Bond Position	04-01-17	
Admissions and Records	722612	NEW-BOND	Prof/Tech Support Non-Exempt	Admissions Specialist	7	Bond Position	02-01-17	
Counseling and Disability Services	704336	NEW-BOND	Prof/Tech Support Exempt	Counselor	7	Bond Position	04-01-17	
Counseling and Disability Services	700336	NEW-BOND	Prof/Tech Support Exempt	Counselor	7	Bond Position	02-01-17	
Student Activities & Wellness	704192	NEW-BOND	Prof/Tech Support Exempt	Coordinator of Stu Activities for Events	7	Bond Position	03-01-17	
Student Activities & Wellness	706192	NEW-BOND	Prof/Tech Support Exempt	Coordinator of Stu Activities for Events	7	Bond Position	04-01-17	
Student Activities & Wellness	705192	NEW-BOND	Classified Non-Exempt	Secretary	7	Bond Position	03-01-17	
Student Activities & Wellness	707192	NEW-BOND	Classified Non-Exempt	Secretary	7	Bond Position	04-01-17	
Student Activities & Wellness	702192	NEW-BOND	Prof/Tech Support Non-Exempt	Student Activities Specialist	7	Bond Position	03-01-17	
Student Activities & Wellness	703192	NEW-BOND	Prof/Tech Support Non-Exempt	Student Activities Specialist	7	Bond Position	03-01-17	
Student Affairs	703191	NEW	Administrative Exempt	Dir of Advisement for Dual Enrollment	1	Pending Requisition	06-01-17	
Student Financial Services	728440	NEW-BOND	Prof/Tech Support Non-Exempt	Fin Aid Specialist for Veterans	7	Bond Position	04-01-17	
Student Financial Services	727440	NEW-BOND	Prof/Tech Support Non-Exempt	Fin Aid Specialist for Veterans	7	Bond Position	02-01-17	

Legend-Tiered steps in Hiring Process

- 1 - Pending Requisition
- 2 - Requisition in Progress
- 3 - Advertised
- 3a - Re-Advertised
- 4 - Screening in Progress
- 5 - Recommendation in Progress
- 6 - Frozen in FY17
- 7 - Bond Position
- x - Position Change

Vacant Positions - Continuing

South Texas College Vacant - Continuing Full-Time Regular Positions from FY 2016 - 2017 As of March 2, 2017

Division	Position	Type	Category	Title	Date Position Vacated	Hiring Process Status (Steps 1 - 5)	Position Status	Proposed Hire Date
Academic Advancement								
Academic Excellence	707332	CONT	Prof/Tech Support Non-Exempt	Student Success Specialist	06-20-16	4	Screening in Progress	04-17-17
Academic Grants & Projects Officer	704272	CONT	Classified Non-Exempt	Administrative Assistant	12-01-16	2	Requisition in Progress	05-15-17
HS Programs and Services	703284	CONT	Prof/Tech Support Exempt	Coordinator for CTE Early College High Schools	02-13-17	1	Pending Requisition	06-01-17
HS Programs and Services	705285	CONT	Prof/Tech Support Non-Exempt	Dual Enrollment Program Specialist	08-07-16	4	Screening in Progress	04-17-17
Professional & Organizational Dev	702352	CONT	Administrative Exempt	Associate Dean Professional & Organizational Dev	01-06-17	1	Pending Requisition	06-01-17
Professional & Organizational Dev	705352	CONT	Prof/Tech Support Exempt	Instructional Coach	FY17 Position Chng	4	Screening in Progress	04-17-17
Professional & Organizational Dev	701352	CONT	Prof/Tech Support Non-Exempt	Professional Development Trainer	08-16-15	x	Position Chng for FY18	04-17-17
Professional & Organizational Dev	703352	CONT	Prof/Tech Support Non-Exempt	Professional Development Trainer	07-22-16	1	Pending Requisition	06-01-17
Academic Affairs								
Academic Affairs	703279	CONT	Executive Exempt	Vice President for Academic Affairs	08-31-13	1	Pending Requisition	06-01-17
Distance Learning	702279	CONT	Administrative Exempt	Dean of Distance Learning	02-02-17	3	Advertised	05-01-17
Division of Business and Technology								
HVACR	701304	CONT	Classified Non-Exempt	Faculty Secretary	10-02-16	5	Recommendation in Progress	03-13-17
Welding	707415	CONT	Classified Non-Exempt	Lab Assistant - Welding	New for FY16	4	Screening in Progress	04-17-17
Division of Liberal Arts and Social Sciences								
Division of Liberal Arts and Social Sciences	702426	CONT	Classified Non-Exempt	Developmental Lab Technician	07-13-12	1	Pending Requisition	06-01-17
Drama	701227	CONT	Prof/Tech Support Non-Exempt	Coordinator of Theater Support Services	01-31-17	4	Screening in Progress	04-17-17
MV-Child Care & Development (Unres)	705137	CONT	Prof/Tech Support Exempt	Childcare Center Manager	12-15-17	1	Pending Requisition	06-01-17
Division of Math, Science and Bachelor Programs								
Chemistry	701200	CONT	Prof/Tech Support Non-Exempt	Lab Specialist II - Chemistry	02-28-17	4	Screening in Progress	04-17-17
Division of Math, Science and Bachelor Programs	701416	CONT	Classified Non-Exempt	Administrative Assistant	11-30-15	1	Pending Requisition	06-01-17
Division of Math, Science and Bachelor Programs	701298	CONT	Classified Non-Exempt	Administrative Assistant	09-01-13	1	Pending Requisition	06-01-17
Physics	701202	CONT	Prof/Tech Support Non-Exempt	Lab Specialist II - Physics	01-14-17	4	Screening in Progress	04-17-17
Division of Nursing and Allied Health								
Division of Nursing and Allied Health	700164	CONT	Prof/Tech Support Non-Exempt	Senior Administrative Assistant	01-31-16	4	Screening in Progress	04-17-17
Division of Nursing and Allied Health	700557	CONT	Administrative Exempt	Dean for Nursing and Allied Health	08-14-15	3a	Re-Advertised	05-01-17
Emergency Medical Technology	701555	CONT	Prof/Tech Support Non-Exempt	Licensed Lab Assistant - EMT	05-15-14	4	Screening in Progress	04-17-17
Finance and Administrative Services								
Accountability, Risk, and Compliance	701162	CONT	Prof/Tech Support Non-Exempt	Acttbly, Risk, & Compl Sup Spec	Frozen in FY16	4	Screening in Progress	04-17-17
Business Office	738184	CONT	Classified Non-Exempt	Accounting Assistant	2/13/17	2	Requisition in Progress	05-15-17
Business Office	705184	CONT	Classified Non-Exempt	Payroll Assistant - Business Office	02-13-17	2	Requisition in Progress	05-15-17
Campus Police	721514	CONT	Prof/Tech Support Non-Exempt	Police Dispatcher	01-04-17	3	Advertised	05-01-17
Cashiers Office	739184	CONT	Prof/Tech Support Exempt	Business System Analyst	Frozen in FY14 & FY15	4	Screening in Progress	04-17-17

Legend: Tiered steps in Hiring Process

- 1 - Pending Requisition
- 2 - Requisition in Progress
- 3 - Advertised
- 3a - Re-Advertised
- 4 - Screening in Progress
- 5 - Recommendation in Progress
- 6 - Frozen in FY17
- 7 - Bond Position
- x - Position Change

Vacant Positions - Continuing

South Texas College Vacant - Continuing Full-Time Regular Positions from FY 2016 - 2017 As of March 2, 2017

Division	Position	Type	Category	Title	Date Position Vacated	Hiring Process Status (Steps 1 - 5)	Position Status	Proposed Hire Date
Cashiers Office	700050	CONT	Classified Non-Exempt	Cashier	01-04-17	1	Pending Requisition	06-01-17
Cashiers Office	732184	CONT	Classified Non-Exempt	Cashier	01-31-17	1	Pending Requisition	06-01-17
Cashiers Office	731184	CONT	Classified Non-Exempt	Cashier II	01-04-16	4	Screening in Progress	04-17-17
Cashiers Office	712184	CONT	Classified Non-Exempt	Cashier II	09-01-14	4	Screening in Progress	04-17-17
Central Receiving	701584	CONT	Classified Non-Exempt	Fixed Assets and Receiving Technician	09-03-16	4	Screening in Progress	04-17-17
Custodial	704502	CONT	Classified Non-Exempt	Custodian	12-06-16	4	Screening in Progress	04-17-17
Custodial	705502	CONT	Classified Non-Exempt	Custodian	01-04-17	4	Screening in Progress	04-17-17
Custodial	700069	CONT	Classified Non-Exempt	Custodian	01-18-17	4	Screening in Progress	04-17-17
Fac Planning & Construction	707501	CONT	Prof/Tech Support Exempt	Senior Facilities Plan and Const Project Manager	05-31-16	4	Screening in Progress	04-17-17
Facility Maintenance	714499	CONT	Classified Non-Exempt	Maintenance Technician	02-24-17	1	Pending Requisition	06-01-17
Facility Maintenance	710501	CONT	Prof/Tech Support Exempt	Operations Energy Manager	03-31-16	2	Requisition in Progress	05-15-17
Facility Planning and Construction	706501	CONT	Classified Non-Exempt	Secretary	11-07-16	4	Screening in Progress	04-17-17
Finance and Administrative Services	702360	CONT	Classified Non-Exempt	Administrative Assistant	01-31-17	1	Pending Requisition	06-01-17
Human Resources	704240	CONT	Administrative Exempt	Assistant Director of Human Resources	09-01-14	4	Re-Advertised	05-01-17
Human Resources	711240	CONT	Prof/Tech Support Non-Exempt	Benefits Specialist	10-03-16	5	Recommendation in Progress	03-13-17
Human Resources	724240	CONT	Prof/Tech Support Non-Exempt	Human Resources Specialist - Employee Relations	New for FY16	1	Pending Requisition	06-01-17
Human Resources	700240	CONT	Prof/Tech Support Non-Exempt	Human Resources Staffing Specialist	08-05-16	5	Recommendation in Progress	03-13-17
Purchasing	710580	CONT	Prof/Tech Support Exempt	Buyer	01-24-17	4	Screening in Progress	04-17-17
Purchasing	707580	CONT	Prof/Tech Support Exempt	Buyer	01-24-17	3	Advertised	05-01-17
Purchasing	725580	CONT	Prof/Tech Support Exempt	Contracts Manager	09-01-15	4	Screening in Progress	04-17-17
Purchasing	728580	CONT	Prof/Tech Support Exempt	Specifications Writer	New for FY16	4	Screening in Progress	04-17-17
Safety and Security	755514	CONT	Classified Non-Exempt	Security Guard	8/31/2016	1	Pending Requisition	06-01-17
Safety and Security	743514	CONT	Classified Non-Exempt	Security Guard	2/17/2017	1	Pending Requisition	06-01-17
Safety and Security	738514	CONT	Prof/Tech Support Non-Exempt	Security Guard Specialist	New for FY16	5	Recommendation in Progress	03-13-17
Information Services, Planning and Strategic Initiatives								
Centers for Learning Excellence	722426	CONT	Prof/Tech Support Non-Exempt	Learning Excellence Specialist	13-Feb-17	2	Requisition in Progress	05-15-17
Centers for Learning Excellence	705423	CONT	Classified Non-Exempt	Secretary	06-30-16	1	Pending Requisition	06-01-17
Educational Technologies	707102	CONT	Classified Non-Exempt	Educational Technologies Assistant I	12-08-16	5	Recommendation in Progress	03-13-17
Educational Technologies	705102	CONT	Classified Non-Exempt	Educational Technologies Assistant I	12-12-16	4	Screening in Progress	04-17-17
Educational Technologies	713102	CONT	Prof/Tech Support Exempt	Educational Tech Managed Svcs Spec	01-06-17	3	Advertised	05-01-17
Information Services and Planning	729101	CONT	Prof/Tech Support Exempt	Project Manager - IS&P	Frozen in FY16	4	Screening in Progress	04-17-17
Information Services and Planning	701625	CONT	Executive Exempt	Vice President for Info Services, Plan, Performance and Strategic Initiative	08-31-14	1	Pending Requisition	06-01-17
Information Technology	700242	CONT	Classified Non-Exempt	Administrative Assistant	02-13-15	1	Pending Requisition	06-01-17
Information Technology	710262	CONT	Classified Non-Exempt	Administrative Assistant	New for FY16	1	Pending Requisition	06-01-17
Information Technology	700396	CONT	Administrative Exempt	Assistant Chief Information Officer for Software Dev	07-21-16		On Hold	06-01-17

Legend-Tiered steps in Hiring Process
 1 - Pending Requisition
 2 - Requisition in Progress
 3 - Advertised
 3a - Re-Advertised
 4 - Screening in Progress
 5 - Recommendation in Progress
 6 - Frozen in FY17
 7 - Bond Position
 x - Position Change

Vacant Positions - Continuing

South Texas College Vacant - Continuing Full-Time Regular Positions from FY 2016 - 2017 As of March 2, 2017

Division	Position	Type	Category	Title	Date Position Vacated	Hiring Process Status (Steps 1 - 5)	Position Status	Proposed Hire Date
Infrastructure	712393	CONT	Prof/Tech Support Non-Exempt	Applications Analyst I	01-05-15	2	Requisition in Progress	05-15-17
Infrastructure	714393	CONT	Prof/Tech Support Non-Exempt	Applications Analyst II	07-31-16	4	Screening in Progress	04-17-17
Infrastructure	711393	CONT	Prof/Tech Support Exempt	Applications Analyst III	10-31-14	4	Screening in Progress	04-17-17
Infrastructure	716393	CONT	Prof/Tech Support Exempt	Applications Analyst III	09-09-16	5	Recommendation in Progress	03-13-17
Infrastructure	798391	CONT	Prof/Tech Support Non-Exempt	Applications Specialist	11-07-16	1	Pending Requisition	06-01-17
Infrastructure	700194	CONT	Prof/Tech Support Exempt	Service Delivery Manager	FY17 Position Chng	4	Screening in Progress	04-17-17
Infrastructure	703393	CONT	Prof/Tech Support Non-Exempt	Systems Specialist	12-01-15	2	Requisition in Progress	05-15-17
Infrastructure	715393	CONT	Prof/Tech Support Non-Exempt	Web Application Specialist	10-31-13	5	Recommendation in Progress	03-13-17
Infrastructure	705393	CONT	Prof/Tech Support Non-Exempt	Web Application Specialist	08-25-16	1	Pending Requisition	06-01-17
Learning Commons and Open Labs	702423	CONT	Classified Non-Exempt	Open Lab Technician	10-26-16	5	Recommendation in Progress	03-13-17
Learning Commons and Open Labs	701271	CONT	Classified Non-Exempt	Open Lab Technician	12-05-16	5	Recommendation in Progress	03-13-17
Library Acquisition	722101	CONT	Administrative Exempt	Director Library Technical Services	01-17-17	1	Pending Requisition	06-01-17
Library Acquisition	723101	CONT	Prof/Tech Support Non-Exempt	Library Systems and Application Specialists	11-09-16	1	Pending Requisition	06-01-17
Library Public Services	704101	CONT	Prof/Tech Support Exempt	Librarian I - Public Services	11-01-16	4	Screening in Progress	04-17-17
Library Public Services	731101	CONT	Prof/Tech Support Exempt	Librarian III	07-31-14	x	Position Chng for FY17	02-01-17
Library Public Services	700260	CONT	Classified Non-Exempt	Library Technician	01-31-17	3	Advertised	05-01-17
Office of Strategic Initiatives	704170	CONT	Prof/Tech Support Non-Exempt	Project Management Analyst I	11-28-16	1	Pending Requisition	06-01-17
Research and Analytical Services	705170	CONT	Prof/Tech Support Exempt	Institutional Research Analyst	02-10-17	3	Advertised	05-01-17
Research and Analytical Services	700271	CONT	Prof/Tech Support Exempt	Qualitative Researcher	10-28-16	4	Screening in Progress	04-17-17
Technology Support	713392	CONT	Prof/Tech Support Non-Exempt	Computer Services Analyst I	06-06-16	4	Screening in Progress	04-17-17
TR PM Risk and Security	719395	CONT	Prof/Tech Support Exempt	Information Security Analyst	09-01-15	4	Screening in Progress	04-17-17
TR PM Risk and Security	701171	CONT	Prof/Tech Support Exempt	Project Manager - Information Technology	09-01-15	1	Pending Requisition	06-01-17
Office of the President								
Community Engagement and Workforce Dev	707160	CONT	Administrative Exempt	Associate Dean Comm Eng/Wkfrce Dev	Frozen in FY16	6	Frozen in FY17	09-01-18
CPWE - State	705587	CONT	Classified Non-Exempt	Compliance Assistant	09-01-09	2	Requisition in Progress	05-15-17
CPWE - State	713590	CONT	Classified Non-Exempt	Compliance Technician	06-30-16	2	Requisition in Progress	05-15-17
CPWE - State	714590	CONT	Classified Non-Exempt	Customer Service Technician	06-30-12	4	Screening in Progress	04-17-17
CPWE - State	707587	CONT	Classified Non-Exempt	Customer Service Technician	09-01-09	1	Pending Requisition	06-01-17
CPWE - State	708587	CONT	Classified Non-Exempt	Customer Service Technician	11-09-12	1	Pending Requisition	06-01-17
CPWE - State	701880	CONT	Administrative Exempt	Director of College and Career Preparation	09-01-15	1	Pending Requisition	06-01-17
CPWE - State	718590	CONT	Prof/Tech Support Exempt	Program Developer and Coordinator	09-01-00	1	Pending Requisition	06-01-17
CPWE - State	703587	CONT	Prof/Tech Support Exempt	Program Developer and Coordinator	Pending	1	Pending Requisition	06-01-17
CPWE - State	716590	CONT	Prof/Tech Support Exempt	Program Developer and Coordinator	11-30-10	3	Advertised	05-01-17
Grant Development, Management, and Compliance	700316	CONT	Prof/Tech Support Exempt	Grant Development Officer	06-22-15	1	Pending Requisition	06-01-17

Legend-Tiered steps in Hiring Process

- 1 - Pending Requisition
- 2 - Requisition in Progress
- 3 - Advertised
- 3a - Re-Advertised
- 4 - Screening in Progress
- 5 - Recommendation in Progress
- 6 - Frozen in FY17
- 7 - Bond Position
- x - Position Change

Vacant Positions - Continuing

South Texas College Vacant - Continuing Full-Time Regular Positions from FY 2016 - 2017 As of March 2, 2017

Division	Position	Type	Category	Title	Date Position Vacated	Hiring Process Status (Steps 1 - 5)	Position Status	Proposed Hire Date
Institutional Advancement	702650	CONT	Administrative Exempt	Director of Fundraising and Legislative Affairs	Frozen in FY16	6	Frozen in FY17	09-01-18
Institutional Advancement	700650	CONT	Executive Exempt	Vice President for Institutional Advan	Frozen in FY16	6	Frozen in FY17	09-01-18
Office of President	704362	CONT	Classified Non-Exempt	Administrative Assistant	09-01-05	1	Pending Requisition	06-01-17
Office of President	700202	CONT	Classified Non-Exempt	Administrative Assistant	09-09-08	1	Pending Requisition	06-01-17
Office of President	706362	CONT	Administrative Exempt	Asst to Pres Pbl Sch Rel/Pshps	Frozen in FY16	6	Frozen in FY17	09-01-18
Office of President	701369	CONT	Administrative Exempt	Director of Fundraising	Frozen in FY16	1	Pending Requisition	06-01-17
Office of President	700189	CONT	Prof/Tech Support Non-Exempt	Executive Assistant to the President	03-31-17	1	Pending Requisition	06-01-17
Office of President	701340	CONT	Executive Exempt	Executive Vice President for Student Success	09-01-14	1	Pending Requisition	06-01-17
Office of President	702362	CONT	Executive Exempt	Special Assistant to the President	Frozen in FY16	6	Frozen in FY17	09-01-18
Office of President	700321	CONT	Prof/Tech Support Exempt	Workforce Contract Manager	Frozen in FY16	6	Frozen in FY17	09-01-18
Public Relations/Marketing	701462	CONT	Classified Non-Exempt	Administrative Assistant	05-04-16	1	Pending Requisition	06-01-17
Public Relations/Marketing	707462	CONT	Prof/Tech Support Non-Exempt	Coordinator of Public Relations	07-10-16	5	Recommendation in Progress	03-13-17
Public Relations/Marketing	700114	CONT	Prof/Tech Support Non-Exempt	Graphic Designer I	01-13-17	4	Screening in Progress	04-17-17
Public Relations/Marketing	706462	CONT	Prof/Tech Support Non-Exempt	Graphic Designer II	11-30-16	4	Screening in Progress	04-17-17
Workforce Develop and External Affairs	700307	CONT	Executive Exempt	Exec Offi Workforce Develop and External Affairs	Frozen in FY16	6	Frozen in FY17	09-01-18
Student Affairs and Enrollment Management								
Admissions & Records	700020	CONT	Classified Non-Exempt	Admissions Technician	11-14-17	2	Requisition in Progress	05-15-17
Advising	730332	CONT	Prof/Tech Support Non-Exempt	Special Programs Specialist	Frozen in FY16	6	Frozen in FY17	09-01-18
Advising	718332	CONT	Prof/Tech Support Non-Exempt	Advisor	01-03-17	3	Advertised	05-01-17
College Connections	708190	CONT	Prof/Tech Support Non-Exempt	College Connection Specialist/Recruiter	08-25-16	3a	Re-Advertised	05-01-17
College Connections	707612	CONT	Classified Non-Exempt	Coordinator of College Connections	08-25-16	4	Screening in Progress	04-17-17
College Connections	720612	CONT	Prof/Tech Support Non-Exempt	Admissions Specialist	10-02-16	1	Pending Requisition	06-01-17
College Connections	700036	CONT	Prof/Tech Support Non-Exempt	Student Services Specialist I	01-04-17	4	Screening in Progress	04-17-17
College Connections	700032	CONT	Prof/Tech Support Non-Exempt	Student Services Specialist II	11/1/16	4	Screening in Progress	04-17-17
Office of Enrollment Services	704612	CONT	Administrative Exempt	Dean of Enrollment Services	08-31-16	1	Pending Requisition	06-01-17
Dual2Degree	711610	CONT	Prof/Tech Support Non-Exempt	Dual2Degree Specialist	02-03-17	3	Advertised	05-01-17
Student Affairs and Enrollment Management	704190	CONT	Prof/Tech Support Exempt	Student Services Training Manager	Frozen in FY16	6	Frozen in FY17	09-01-18
Student Financial Services	714440	CONT	Prof/Tech Support Non-Exempt	Financial Aid Specialist	Pending	4	Screening in Progress	04-17-17
Student Financial Services	700103	CONT	Prof/Tech Support Non-Exempt	Financial Aid Specialist	11-01-16	4	Screening in Progress	04-17-17
Student Financial Services	707440	CONT	Prof/Tech Support Non-Exempt	Financial Aid Specialist	FY17 Position Chng	5	Recommendation in Progress	03-13-17
Student Financial Services	703331	CONT	Classified Non-Exempt	Testing Technician	12/1/2016	3a	Re-Advertised	05-01-17

Legend: Tiered steps in Hiring Process
 1 - Pending Requisition
 2 - Requisition in Progress
 3 - Advertised
 3a - Re-Advertised
 4 - Screening in Progress
 5 - Recommendation in Progress
 6 - Frozen in FY17
 7 - Bond Position
 x - Position Change

Hired

South Texas College		Positions Filled in FY 2016 - 2017					As of March 2, 2017	
Division	Position	Type	Category	Title	Date Position Vacated	Position Status	Hire Date	
Academic Advancement								
Academic Excellence	701279	CONT	Classified Non-Exempt	Valley Scholars Assistant	11-05-15	Filled	09-12-16	
Academic Advancement	700089	CONT	Classified Non-Exempt	Administrative Assistant	11-07-16	Filled	03-01-17	
Curriculum and Student Learning	700095	CONT	Classified Non-Exempt	Administrative Assistant	02-08-16	Filled	12-01-16	
HS Programs and Services	705286	CONT	Prof/Tech Support Non-Exempt	Early College High School Specialist	08-12-15	Filled	01-09-17	
Academic Affairs								
Academic Affairs	709279	NEW	Prof/Tech Support Exempt	Project Manager - Academic Affairs	New for FY16	Filled	11-07-16	
Mid Valley Campus	700281	CONT	Classified Non-Exempt	Faculty Secretary	06-14-16	Filled	01-04-17	
Division of Business and Technology								
Division of Business and Technology	701264	CONT	Classified Non-Exempt	Lab Assistant - Business and Technology	07-01-16	Filled	01-04-17	
Finance and Administrative Services								
Business Office	749184	CONT	Prof/Tech Support Non-Exempt	Accountant	New for FY16	Filled	2/15/2017	
Business Office	792184	CONT	Classified Non-Exempt	Accounting Assistant	06-22-15	Filled	10-03-16	
Business Office	719184	CONT	Classified Non-Exempt	Accounting Assistant	05-01-16	Filled	10-03-16	
Business Office	795184	CONT	Classified Non-Exempt	Accounting Assistant	05-08-16	Filled	10-03-16	
Business Office	717184	CONT	Prof/Tech Support Non-Exempt	Accounting Specialist	04-27-16	Filled	03-01-17	
Business Office	750184	CONT	Prof/Tech Support Exempt	Financial Analyst	New for FY16	Filled	09-12-16	
Purchasing	727580	CONT	Prof/Tech Support Exempt	Construction Buyer	New for FY16	Filled	10-07-16	
Campus Police	713514	CONT	Prof/Tech Support Non-Exempt	Police Officer	08-05-16	Filled	01-04-17	
Campus Police	703514	CONT	Prof/Tech Support Non-Exempt	Police Dispatcher	07-31-16	Filled	01-17-17	
Central Receiving	703584	CONT	Classified Non-Exempt	Fixed Assets and Receiving Technician	09-11-16	Filled	12-05-16	
Custodial	737502	CONT	Classified Non-Exempt	Custodian	01-28-16	Filled	11-01-16	
Custodial	726502	CONT	Classified Non-Exempt	Custodian	Frozen in FY16	Filled	11-07-16	
Custodial	708502	CONT	Classified Non-Exempt	Custodian	Frozen in FY16	Filled	03-01-17	
Custodial	709502	CONT	Classified Non-Exempt	Custodian	02-05-16	Filled	02-06-17	
Custodial	700090	CONT	Classified Non-Exempt	Custodian	08-31-16	Filled	02-06-17	
Custodial	741502	CONT	Classified Non-Exempt	Custodian	11-01-16	Filled	02-06-17	
Custodial	701502	CONT	Classified Non-Exempt	Lead Custodian	Frozen in FY16	Filled	11-02-16	
Custodial	715502	CONT	Classified Non-Exempt	Lead Custodian	Frozen in FY16	Filled	01-18-17	
Department of Public Safety	708499	CONT	Classified Non-Exempt	Administrative Assistant	08-21-15	Filled	09-06-16	
Facility Maintenance	711499	CONT	Classified Non-Exempt	Staff Secretary	08-31-16	Filled	12-01-16	
Facility Maintenance	704499	CONT	Classified Non-Exempt	Maintenance Assistant	11-09-15	Filled	09-12-16	
Facility Maintenance	700004	CONT	Prof/Tech Support Exempt	Maintenance Manager	08-21-13	Filled	02-06-17	
Finance and Administrative Services	704360	CONT	Prof/Tech Support Exempt	Project Manager - Finance and Adm Services	04-29-16	Filled	10-03-16	
Central Receiving	700040	CONT	Classified Non-Exempt	Fixed Assets and Receiving Technician	06-30-16	Filled	10-17-16	
Central Receiving	710584	CONT	Classified Non-Exempt	Fixed Assets and Receiving Technician	New for FY16	Filled	11-07-16	
Human Resources	700057	CONT	Prof/Tech Support Non-Exempt	Human Resources Specialist - Employee Relations	03-31-16	Filled	10-03-16	
Human Resources	701240	CONT	Classified Non-Exempt	Human Resources Assistant	06-19-16	Filled	12-01-16	
Human Resources	723240	CONT	Prof/Tech Support Non-Exempt	HR Faculty Staffing Specialist/Evaluator	Frozen in FY16	Filled	02-15-17	

Positions Filled - EXHIBIT C

South Texas College		Hired						
Positions Filled in FY 2016 - 2017		Position	Type	Category	Title	Date Position Vacated	Position Status	Hire Date
Division	Position	Type	Category	Title	Date Position Vacated	Position Status	Hire Date	
Internal Audits	701273	CONT	Prof/Tech Support Non-Exempt	Staff Audit Specialist	New for FY16	Filled	01-04-17	
Purchasing	700580	CONT	Prof/Tech Support Exempt	Technical Buyer	10-07-16	Filled	02-14-17	
Safety and Security	752514	CONT	Classified Non-Exempt	Security Guard	New for FY16	Filled	10-03-16	
Safety and Security	742514	CONT	Classified Non-Exempt	Security Guard	New for FY16	Filled	10-10-16	
Safety and Security	782514	NEW-BOND	Classified Non-Exempt	Security Guard	New for FY17	Filled	11-01-16	
Safety and Security	776514	NEW-BOND	Classified Non-Exempt	Security Guard	New for FY17	Filled	11-01-16	
Safety and Security	756514	CONT	Classified Non-Exempt	Security Guard	New for FY16	Filled	01-04-17	
Safety and Security	778514	NEW-BOND	Classified Non-Exempt	Security Guard	New for FY17	Filled	11-01-16	
Safety and Security	779514	NEW-BOND	Classified Non-Exempt	Security Guard	New for FY17	Filled	11-01-16	
Safety and Security	761514	CONT	Classified Non-Exempt	Security Guard	New for FY16	Filled	10-03-16	
Safety and Security	748514	CONT	Classified Non-Exempt	Security Guard	09-01-15	Filled	10-03-16	
Safety and Security	780514	NEW-BOND	Classified Non-Exempt	Security Guard	New for FY17	Filled	10-03-15	
Safety and Security	760514	CONT	Classified Non-Exempt	Security Guard	09-01-15	Filled	01-09-17	
Safety and Security	749514	CONT	Classified Non-Exempt	Security Guard	New for FY16	Filled	01-17-17	
Information Services, Planning and Strategic Initiatives								
Centers for Learning Excellence	720426	CONT	Classified Non-Exempt	Student Learning Assistant	New for FY16	Filled	01-09-17	
Client Services	710391	CONT	Prof/Tech Support Non-Exempt	Client Services Specialist	06-08-16	Filled	10-03-16	
Client Services	711392	CONT	Prof/Tech Support Non-Exempt	Client Services Specialist	07-29-16	Filled	11-07-16	
Educational Technologies	707271	CONT	Classified Non-Exempt	Educational Technologies Assistant I	08-05-16	Filled	01-04-17	
Information Security	709392	CONT	Prof/Tech Support Exempt	Information Security Analyst	05-27-16	Filled	11-07-16	
Information Technology	708395	CONT	Prof/Tech Support Non-Exempt	Computer Services Specialist	11-05-15	Filled	03-06-17	
Infrastructure	703395	CONT	Prof/Tech Support Non-Exempt	Applications Analyst I	06-07-15	Filled	11-07-16	
Infrastructure	700028	CONT	Prof/Tech Support Exempt	Applications Analyst III	06-30-16	Filled	03-01-17	
Infrastructure	719393	CONT	Prof/Tech Support Exempt	Database Analyst	New for FY16	Filled	09-06-16	
Information Technology	700062	CONT	Prof/Tech Support Exempt	Business Analyst	FY17 Position Chng	Filled	01-17-17	
Library Public Services	716101	CONT	Prof/Tech Support Exempt	Librarian II - Programming	10-14-15	Filled	11-01-16	
Library Public Services	701103	CONT	Classified Non-Exempt	Administrative Assistant	06-30-16	Filled	11-17-16	
Library Public Services	700060	CONT	Administrative Exempt	Associate Dean of Library Services	FY17 Position Chng	Filled	01-17-17	
Library Public Services	707391	CONT	Classified Non-Exempt	Library Technician	FY17 Position Chng	Filled	03-06-17	
Inst'l Effectiveness and Assessment	702171	CONT	Classified Non-Exempt	Administrative Assistant	05-31-16	Filled	10-03-16	
Learning Commons and Open Labs	735101	CONT	Classified Non-Exempt	Open Lab Technician	06-30-16	Filled	10-10-16	
Research and Analytical Services	715170	CONT	Prof/Tech Support Exempt	Institutional Research Analyst	New for FY16	Filled	11-14-16	
Research and Analytical Services	703170	CONT	Prof/Tech Support Exempt	Institutional Research Analyst	07-24-16	Filled	03-01-17	
Telecom	702392	CONT	Prof/Tech Support Non-Exempt	Network Services Specialist	06-01-14	Filled	01-17-17	
Division of Liberal Arts and Social Sciences								
MV-Child Care & Development	703137	CONT	Prof/Tech Support Non-Exempt	Early Childhood Educator II	07-15-16	Filled	01-19-17	
Psychology	701134	NEW	Classified Non-Exempt	Faculty Secretary	New for FY17	Filled	11-01-16	

South Texas College		Hired						
Positions Filled in FY 2016 - 2017		Position	Type	Category	Title	Date Position Vacated	Position Status	Hire Date
Division	Position	Type	Category	Title	Date Position Vacated	Position Status	Hire Date	
Division of Math, Science and Bachelor Programs								
Biology	713272	CONT	Classified Non-Exempt	Faculty Secretary	08-31-16	Filled	10-03-16	
Chemistry	702200	CONT	Prof/Tech Support Non-Exempt	Lab Specialist II - Chemistry	FY17 Position Chng	Filled	03-01-17	
Division of Nursing and Allied Health								
Associate Degree Nursing	720556	NEW	Classified Non-Exempt	Faculty Secretary	01-05-16	Filled	01-04-17	
Division of Nursing and Allied Health	706557	NEW	Prof/Tech Support Exempt	Project Manager - NAH	New for FY17	Filled	11-07-16	
Division of Nursing and Allied Health	701557	CONT	Classified Non-Exempt	Lab Asst - NAH	05-01-16	Filled	12-08-16	
Division of Nursing and Allied Health	700225	CONT	Classified Non-Exempt	Lab Asst - NAH	09-07-16	Filled	12-05-16	
Office of the President								
Alternative Teacher Certification	701873	CONT	Classified Non-Exempt	Customer Service Technician	1-Sep-09	Filled	12-01-16	
CPWE - State	720565	CONT	Administrative Exempt	Director of Professional and Workforce Education	1-Sep-15	Filled	01-04-17	
Grant Development, Management, and Compliance	700123	CONT	Prof/Tech Support Exempt	Grant Development Officer	02-21-16	Filled	10-03-16	
Public Relations/Marketing	711462	CONT	Prof/Tech Support Non-Exempt	Coordinator of Community Relations	06-21-15	Filled	03-01-17	
Public Relations/Marketing	721462	CONT	Prof/Tech Support Non-Exempt	Social Media Specialist	New for FY16	Filled	03-01-17	
Public Relations/Marketing	720462	CONT	Prof/Tech Support Non-Exempt	Web Specialist	05-19-16	Filled	11-09-16	
Student Affairs and Enrollment Management								
Admissions and Records	715612	CONT	Prof/Tech Support Non-Exempt	Transcript/Graduation Analyst	New for FY16	Filled	10-03-16	
Advising	724332	CONT	Prof/Tech Support Non-Exempt	Advisor	8/10/16	Filled	11-01-16	
Advising	733332	CONT	Prof/Tech Support Non-Exempt	Advisor	New for FY16	Filled	11-14-16	
Advising	734332	CONT	Prof/Tech Support Non-Exempt	Advisor	New for FY16	Filled	11-07-16	
Career and Employer Services	701275	CONT	Prof/Tech Support Exempt	Coord of Career Services	8/13/15	Filled	12-08-16	
College Connections	700272	CONT	Prof/Tech Support Non-Exempt	Student Services Specialist I	8/17/16	Filled	02-13-17	
College Connections	700257	CONT	Prof/Tech Support Non-Exempt	Student Services Specialist II	9/14/16	Filled	01-09-17	
Dual2Degree	712610	CONT	Prof/Tech Support Non-Exempt	Dual2Degree Specialist	7/17/16	Filled	11-01-16	
Dual2Degree	705610	CONT	Prof/Tech Support Non-Exempt	Dual2Degree Specialist	6/19/16	Filled	11-07-16	
Dual2Degree	701612	CONT	Prof/Tech Support Non-Exempt	Dual Credit Records and Registration Specialist	8/7/16	Filled	01-17-17	
Student Affairs and Enrollment Management	700190	CONT	Executive Exempt	VP Student Affairs & Enrollment Management	08-31-13	Filled	09-01-16	
Student Financial Services	710440	CONT	Prof/Tech Support Non-Exempt	Financial Aid Specialist	04-08-16	Filled	11-01-16	
Student Financial Services	700068	CONT	Classified Non-Exempt	Financial Aid Specialist	12-12-14	Filled	10-03-16	
Student Financial Services	700015	CONT	Prof/Tech Support Non-Exempt	Financial Aid Specialist	04-29-16	Filled	01-17-17	
Student Assessment Center	722331	NEW	Prof/Tech Support Non-Exempt	Testing Specialist	New for FY16	Filled	12-01-16	
Total	97							

South Texas College		Resignations		Date	
Resignations in FY 2016 - 2017		Resignations		Position Vacated	
As of March 2, 2017		Resignations		Position Vacated	
Division	Position	Type	Category	Title	Date
Academic Advancement					
HS Programs and Services	703284	CONT	Prof/Tech Support Exempt	Coordinator for CTE Early College High Schools	02-13-17
Academic Affairs					
Distance Learning	702279	CONT	Administrative Exempt	Dean of Distance Learning	02-02-17
Professional & Organizational Dev	702352	CONT	Administrative Exempt	Associate Dean Professional & Organizational Development	01-06-17
Division of Nursing and Allied Health					
Division of Nursing and Allied Health	700225	CONT	Classified Non-Exempt	Lab Asst - NAH	09-07-16
Division of Liberal Arts and Social Sciences					
MV-Child Care & Development (Unres)	705137	CONT	Prof/Tech Support Exempt	Childcare Center Manager	12-15-17
Drama	701227	CONT	Prof/Tech Support Non-Exempt	Coordinator of Theater Support Services	01-31-17
Division of Math, Science and Bachelor Programs					
Chemistry	701200	CONT	Prof/Tech Support Non-Exempt	Lab Specialist II - Chemistry	02-28-17
Physics	701202	CONT	Prof/Tech Support Non-Exempt	Lab Specialist II - Physics	01-14-17
Finance and Administrative Services					
Campus Police	721514	CONT	Prof/Tech Support Non-Exempt	Police Dispatcher	01-04-17
Cashiers Office	700050	CONT	Classified Non-Exempt	Cashier	01-04-17
Cashiers Office	732184	CONT	Classified Non-Exempt	Cashier	01-31-17
Central Receiving	701584	CONT	Classified Non-Exempt	Fixed Assets and Receiving Technician	09-03-16
Custodial	704502	CONT	Classified Non-Exempt	Custodian	12-06-16
Human Resources	711240	CONT	Prof/Tech Support Non-Exempt	Benefits Specialist	10-03-16
Facility Maintenance	714499	CONT	Classified Non-Exempt	Maintenance Technician	02-24-17
Finance and Administrative Services	702360	CONT	Classified Non-Exempt	Administrative Assistant	01-31-17
Purchasing	710580	CONT	Prof/Tech Support Exempt	Buyer	01-24-17
Safety and Security	743514	CONT	Classified Non-Exempt	Security Guard	02-17-17
Information Services, Planning and Strategic Initiatives					
Educational Technologies	713102	CONT	Prof/Tech Support Exempt	Educational Tech Managed Svcs Spec	01-06-17
Educational Technologies	705102	CONT	Classified Non-Exempt	Educational Technologies Assistant I	12-12-17
Infrastructure	716393	CONT	Prof/Tech Support Exempt	Applications Analyst III	09-09-16
Learning Commons and Open Labs	702423	CONT	Classified Non-Exempt	Open Lab Technician	10-26-16
Library Public Services	700260	CONT	Classified Non-Exempt	Library Technician	01-31-17
Office of Strategic Initiatives	704170	CONT	Prof/Tech Support Non-Exempt	Project Management Analyst I	11-28-16
Research and Analytical Services	705170	CONT	Prof/Tech Support Exempt	Institutional Research Analyst	02-10-17
Research and Analytical Services	700271	CONT	Prof/Tech Support Exempt	Qualitative Researcher	10-28-16
Office of the President					
Office of President	700189	CONT	Prof/Tech Support Non-Exempt	Executive Assistant to the President	03-31-17
Public Relations/Marketing	706462	CONT	Prof/Tech Support Non-Exempt	Graphic Designer II	11-30-16
Public Relations/Marketing	700114	CONT	Prof/Tech Support Non-Exempt	Graphic Designer I	01-13-17

South Texas College		Resignations				
Resignations in FY 2016 - 2017						
As of March 2, 2017						
Division	Position	Type	Category	Title	Date Position Vacated	
Student Affairs and Enrollment Management						
Admissions & Records	700020	CONT	Classified Non-Exempt	Admissions Technician	11-14-17	
Advising	718332	CONT	Prof/Tech Support Non-Exempt	Advisor	01-03-17	
College Connections	700036	CONT	Prof/Tech Support Non-Exempt	Student Services Specialist I	01-03-17	
College Connections	700257	CONT	Prof/Tech Support Non-Exempt	Student Services Specialist II	09-14-16	
Dual2Degree	711610	CONT	Prof/Tech Support Non-Exempt	Dual2Degree Specialist	02-03-17	