Financial Reports

For August 31, 2021

Board of Trustees
Board Meeting
September 28, 2021

SOUTH TEXAS COLLEGE

CHECKS AND FINANCIAL REPORTS
As of August 31, 2021

TABLE OF CONTENTS

1) Release of Checks for $25,000.00 - $125,000.00
   Released Prior to Board Approval for August 2021.

2) Release of Checks for $125,000.00 and Above
   Board of Trustees Approval Required for August 2021.

3) Release of Checks for $125,000.00 and Above
   Released Prior to Board Approval for August 2021.

4) Release of Construction Fund Checks for August 2021.

5) Quarterly Investment Report and Money Market Accounts for August 2021.

6) Summary of Revenues for August 2021.

7) Summary of State Appropriations Revenue for August 2021.

8) Summary of Property Tax Revenue for August 2021.

9) Summary of Expenditures by Classification for August 2021.

10) Summary of Expenditures by Function for August 2021.

11) Summary of Auxiliary Fund Revenues and Expenditures for August 2021.

12) Summary of Grant Revenues and Expenditures for August 2021.

13) Summary of Bid Solicitations.

14) Summary of Purchase Orders.

Check Register for August 2021 SEPARTE COVER

1

Release of Checks For $25,000.00 - $125,000.00 Released Prior to Board Approval.

Release of Checks: Checks for $25,000 - $125,000
Released Prior To Board Approval
Approved by STC President and Vice President - FAS
As Authorized By Policy No. 5610
Period of August 01, 2021 to August 31, 2021

Check Date	Check No.	Vendor Name/Description	Amount
8/19/2021	!0018137	SKC Communication Products LLC Supplies, parts, and equipment to replace obsolete audiovisual equipment and digital signage for better services to everyone at all campuses	27,294.06
8/26/2021	!0018188	Linebarger Goggan Blair & Sampson LLP Attorney fees for July 2021	74,081.27
8/30/2021	!0018202	Boggus Motor Sales II LLC Purchase of 2021 Ford F-150 super crew cab truck needed for administrative use to travel to all campuses, events, and drive constituents when necessary	49,998.00
8/12/2021	01157360	Breathing Air Systems Purchase of mobile air tank for the Regional Center for Public Safety Excellence (RCPSE) department to refill oxygen tanks for training purposes	107,012.00
8/12/2021	01157409	TLC Total Lawn Care LLC Lawn care maintenance	34,761.77
8/19/2021	01157423	AT&T Mobility LLC The Texas State Library and Archive Commission Cares cycle 2 grant (TSLAC), and the Carl Perkins Basic Grant - schedule D1 will expand mobile broadband hotspots for students at all campuses	25,788.91
8/19/2021	01157450	Krueger International Inc Purchase of new furniture for the Nursing and Allied Health (NAH) department at all campuses	35,500.45
8/26/2021	01157512	Facility Solutions Group Inc Purchase of light emitting diode (LED) fixtures and steel posts for the Pecan (PCN) campus parking lot 1 & 2	32,595.00
8/26/2021	01157527	Image House Media LLC Marketing services needed to promote the competency-based education programs at all campuses	41,400.00
8/26/2021	01157531	Krueger International Inc Purchase of new furniture for the Nursing and Allied Health (NAH) department at the Mid-Valley (MV) campus room 206 and 208	31,897.83
8/12/2021	17004278	GOERO International LLC Construction - Pecan (PCN) campus library renovation of building F	97,654.53
8/12/2021	17004279	Tri-Gen Construction LLC Construction - Pecan (PCN) business and science building G classroom renovation	51,011.20
8/26/2021	17004285	GOERO International LLC Construction - Pecan (PCN) campus library renovation of building F	29,181.25
8/26/2021	17004289	Tri-Gen Construction LLC Construction - Pecan Plaza West renovation of storage room and restrooms for building C kinesiology department	87,328.21
8/12/2021	31012542	Gartner Inc Unlimited access to an assigned advisory consultant that works with the college to provide vendor and market research for cost saving and decision-making strategies	40,447.00
8/12/2021	31012543	GE Precision Healthcare LLC Service contract to provide coverage for the Radiologic Technology (RADT) program with x-ray equipment used in the Nursing and Allied Health (NAH) department simulation labs	30,336.56

Rose Benavidez, South Texas College Board of Trustees - Chair Approval

Date

2

Release of Checks For $125,000.00 and Above
Board of Trustees Approval Required.

Release of Checks: Checks For $125,000 and Above
Board of Trustees Approval Required
Board Meeting September 28, 2021

Vendor Name/Description	Amount	Financial Manager
Aberration Inc., dba South Texas Solar Systems, Inc. Purchase of 125 jade 6 stage air purifiers	237,375.00	George McCaleb
SHI Government Solutions Inc Renewal of McAfee antivirus, web, and network security software	146,054.50	Jose L. Gonzalez

Rose Benavidez, South Texas College Board of Trustees - Chair Approval

Date

3

Release of Checks For $125,000.00 and Above Released Prior to Board Approval.

Release of Checks: Checks for $125,000 and Above
Released Prior To Board Approval
As Authorized By Policy No. 5610
Period of August 01, 2021 to August 31, 2021

Check Date	Check No.	Vendor Name/Description	Amount
8/26/2021	!0018190	TSA Consulting Group Inc Payroll liabilities	151,728.42
8/26/2021	01157501	Cavallo Energy Texas LLC Utilities - Electricity	220,269.98

Rose Benavidez, South Texas College Board of Trustees - Chair Approval

Date

4

Release of Construction Fund Checks.

Release of Construction Fund Checks: Checks For $125,000 and Above
Board of Trustees Approval Required
Board Meeting September 28, 2021

Vendor Name/Description	Check Amount	Financial Manager
NONE		

9-21-2021

Ricardo De La Garza, Dir. of Facilities Planning and Construction — Date

9/23/21

Maria G. Elizondo, Vice President for Finance and Administrative Services — Date

Rose Benavidez, South Texas College Board of Trustees - Chair Approval — Date

5

Quarterly Investment Report and Money Market Accounts.

Investment Report
Fiscal Year 2020-2021
For the Three Months Ending August 31, 2021 - Unaudited

Investment Position of the Entity as of August 31, 2021

Investment Type / Investment Provider	Rating	Fund	Account No.	Maturity Date	Term	Interest Rate **	Beginning Market Value June 1, 2021	Principal Additions & (Deductions)	Interest Earned	Ending Market Value August 31, 2021
Certificate of Deposit										
BBVA		Endowment - A. De Los Santos	6788211277	08/31/21	12 months	0.2500%	$ 15,129.08	$ (15,137.79)	$ 8.71	$ 0.00
BBVA		Endowment - Futuro Brillante	6721402310	08/31/21	12 months	0.2500%	200,491.75	(200,600.95)	109.20	0.00
BBVA		Endowment - Glen & Rita Roney	6721403899	08/31/21	12 months	0.2500%	116,932.54	(116,992.15)	59.61	0.00
BBVA		Unrestricted - Operating #59	6774353176	06/02/21	22 months	2.0900%	5,201,495.24	(5,201,792.72)	297.48	0.00
BBVA		Unrestricted - Operating #60	6774348075	07/02/21	23 months	2.0700%	3,119,765.55	(3,125,206.65)	5,441.10	(0.00)
BBVA		Unrestricted - Operating LT CD 5218	6788425218	04/15/22	19 months	0.2500%	4,007,238.68	-	2,525.64	4,009,764.32
BBVA		Unrestricted - Operating LT CD 7059	6788427059	05/16/22	20 months	0.2500%	4,007,238.68	-	2,525.64	4,009,764.32
BBVA		Unrestricted - Operating LT CD 7539	6788427539	06/15/22	21 months	0.2500%	4,007,238.68	-	2,525.64	4,009,764.32
East West Bank		Unrestricted - Operating LT CD 3742	172983742	08/02/21	22 months	1.8000%	10,303,352.28	(10,334,902.59)	31,550.31	0.00
East West Bank		Unrestricted - Operating LT CD 5211	172795211	09/02/21	23 months	1.7900%	10,301,641.70	-	46,582.62	10,348,224.32
East West Bank		Unrestricted - Operating LT CD 2158	172982158	10/04/21	24 months	1.7800%	3,089,979.42	-	13,894.23	3,103,873.65
East West Bank		Unrestricted - Operating LT CD 1013	172681013	11/01/21	21 months	1.6400%	10,225,816.45	-	42,356.97	10,268,173.42
East West Bank		Construction - Operating LT CD 2683	172652683	10/04/21	24 months	1.7800%	3,089,979.42	-	13,894.23	3,103,873.65
East West Bank		Unrestricted - Operating LT CD 7597	172007597	10/01/21	19 months	1.4800%	8,150,613.48	-	30,461.26	8,181,074.74
East West Bank		Unrestricted - Operating LT CD 8657	172518657	07/01/21	16 months	1.5300%	8,155,751.02	(8,166,045.83)	10,294.81	(0.00)
East West Bank		Interest & Sinking - ST CD 2077	172542077	08/02/21	11 months	0.2800%	9,018,175.99	(9,022,466.17)	4,290.18	0.00
East West Bank		Interest & Sinking - ST CD 2581	172042581	01/28/22	5 months	0.1100%	-	8,250,000.00	298.35	8,250,298.35
Bank OZK		Unrestricted - Operating LT CD 1844	6901721844	06/01/23	24 months	0.2410%	5,031,623.77	-	3,057.09	5,034,680.86
Bank OZK		Unrestricted - Operating LT CD 1853	6901721853	03/01/22	21 months	0.6810%	8,057,355.40	-	13,838.31	8,071,193.71
Bank OZK		Unrestricted - Operating LT CD 7152	6901777152	06/15/22	21 months	0.3400%	5,012,262.64	-	4,296.67	5,016,559.31
Bank OZK		Unrestricted - Operating LT CD 7149	6901777149	05/18/22	20 months	0.3300%	5,011,901.59	-	4,169.97	5,016,071.56
Bank OZK		Unrestricted - Operating LT CD 7146	6901777146	04/19/22	19 months	0.3200%	5,011,540.56	-	4,043.28	5,015,583.84
Bank OZK		Construction - Operating LT CD 7044	6901777044	09/15/21	12 months	0.3000%	2,766,106.07	-	2,099.13	2,768,205.20
Bank OZK		Unrestricted - Operating LT CD 7934	6901787934	07/15/22	21 months	0.2800%	3,005,154.23	-	2,128.97	3,007,283.20
Bank OZK		Unrestricted - Operating LT CD 7943	6901787943	08/15/22	22 months	0.2800%	3,005,154.23	-	2,128.97	3,007,283.20
Bank OZK		Unrestricted - Operating LT CD 7946	6901787946	09/15/22	23 months	0.2800%	4,006,872.30	-	2,838.64	4,009,710.94
Bank OZK		Unrestricted - Operating LT CD 7245	6901807245	03/15/22	11 months	0.2110%	2,000,635.94	-	1,064.19	2,001,700.13
Bank OZK		Unrestricted - Operating LT CD 7251	6901807251	11/15/22	19 months	0.2410%	4,001,452.73	-	2,431.19	4,003,883.92
Bank OZK		Unrestricted - Operating LT CD 7254	6901807254	03/15/23	23 months	0.2410%	4,001,452.73	-	2,431.19	4,003,883.92
Bank OZK		Unrestricted - Operating LT CD 8045	6901818045	07/14/23	23 months	0.1810%	-	5,000,000.00	297.53	5,000,297.53
Bank OZK		Unrestricted - Operating LT CD 8048	6901818048	08/15/23	24 months	0.2010%	-	5,000,000.00	330.41	5,000,330.41

Investment Position of the Entity as of August 31, 2021

Investment Type / Investment Provider	Rating	Fund	Account No.	Maturity Date	Term	Interest Rate **	Beginning Market Value June 1, 2021	Principal Additions & (Deductions)	Interest Earned	Ending Market Value August 31, 2021
Certificate of Deposit										
Texas Regional Bank		Unrestricted - Operating LT CD 1646	321646	06/15/22	21 months	0.5000%	1,003,607.05	-	1,264.82	1,004,871.87
Texas Regional Bank		Unrestricted - Operating LT CD 1638	321638	05/16/22	20 months	0.4500%	1,003,245.96	-	1,137.93	1,004,383.89
Texas Regional Bank		Unrestricted - Operating LT CD 1620	321620	04/15/22	19 months	0.4500%	1,003,245.96	-	1,137.93	1,004,383.89
Texas Regional Bank		Unrestricted - Operating LT CD 3485	323485	11/15/22	22 months	0.3800%	4,005,167.36	-	3,836.20	4,009,003.56
Texas Regional Bank		Unrestricted - Operating LT CD 3493	323493	12/15/22	23 months	0.4000%	10,013,592.71	-	10,095.97	10,023,688.68
Texas Regional Bank		Construction - Operating LT CD 1612	321612	09/15/21	12 months	0.4000%	1,002,884.96	-	1,011.12	1,003,896.08
Texas Regional Bank		Interest & Sinking - ST CD 1604	321604	07/30/21	11 months	0.3800%	1,002,740.58	(1,003,356.47)	615.89	0.00
Texas Regional Bank		Unrestricted - Operating LT CD 3758	323758	10/14/22	19 months	0.3800%	6,006,497.30	-	5,753.07	6,012,250.37
Texas Regional Bank		Unrestricted - Operating LT CD 3766	323766	09/15/22	18 months	0.3800%	8,007,979.07	-	7,064.57	8,015,043.64
Texas Regional Bank		Unrestricted - Operating LT CD 3774	323774	08/15/22	17 months	0.3500%	1,000,997.38	-	883.07	1,001,880.45
Texas Regional Bank		Interest & Sinking - ST CD 3782	323782	07/31/21	5 months	0.2000%	9,005,129.13	(9,008,188.19)	3,059.06	(0.00)
Texas Regional Bank		Construction - Operating ST CD 3790	323790	02/15/22	11 months	0.3500%	2,001,994.77	-	1,766.14	2,003,760.91
Texas Regional Bank		Unrestricted - Operating LT CD 4251	324251	08/15/22	17 months	0.3000%	2,001,331.51	-	1,513.33	2,002,844.84
Texas Regional Bank		Unrestricted - Operating LT CD 4269	324269	10/15/22	19 months	0.3500%	2,001,553.42	-	1,765.75	2,003,319.17
Texas Regional Bank		Unrestricted - Operating LT CD 4277	324277	11/15/22	20 months	0.3500%	6,004,660.27	-	5,297.25	6,009,957.52
Texas Regional Bank		Unrestricted - Operating LT CD 4830	324830	04/14/23	24 months	0.2700%	10,002,589.04	-	6,810.28	10,009,399.32
Texas Regional Bank		Unrestricted - Operating LT CD 4814	324814	04/15/22	12 months	0.1800%	3,000,517.81	-	1,361.33	3,001,879.14
Texas Regional Bank		Unrestricted - Operating LT CD 4822	324822	03/15/23	23 months	0.2500%	5,001,198.63	-	3,151.46	5,004,350.09
Texas Regional Bank		Unrestricted - Operating LT CD 4962	324962	05/07/23	24 months	0.2000%	10,001,369.86	-	5,042.09	10,006,411.95
Allegiance Bank		Unrestricted - Operating LT CD 6277	5000026277	10/14/22	24 months	0.3000%	2,003,667.74	-	1,515.43	2,005,183.17
Allegiance Bank		Unrestricted - Operating LT CD 9610	5000029610	07/15/22	16 months	0.1500%	7,002,330.13	-	2,647.49	7,004,977.62
Allegiance Bank		Unrestricted - Operating LT CD 9628	5000029628	08/15/22	17 months	0.1500%	4,001,331.51	-	1,512.78	4,002,844.29
Allegiance Bank		Construction - Operating ST CD 9594	5000029594	09/07/21	6 months	0.1000%	3,000,657.58	-	756.39	3,001,413.97
Allegiance Bank		Construction - Operating LT CD 9743	5000029743	03/11/22	12 months	0.1500%	751,254.67	-	284.00	751,538.67
Allegiance Bank		Construction - Operating LT CD 9602	5000029602	03/10/22	12 months	0.1500%	3,000,998.63	-	1,134.58	3,002,133.21
Veritex Bank		Unrestricted - Operating LT CD 4655	9009004655	06/15/23	23 months	0.2000%	-	10,000,000.00	2,794.52	10,002,794.52
Veritex Bank		Unrestricted - Operating LT CD 4656	9009004656	07/14/23	24 months	0.2000%	-	8,000,000.00	2,235.62	8,002,235.62
Investment Pool										
TexPool*	AAAm	Interest & Sinking	7942700002			0.0222%	632,802.31	-	28.94	632,831.25
TexPool*	AAAm	Construction - Operating Transfer	7942700003			0.0222%	10,987,651.42	(10,000,000.00)	329.18	987,980.60
Money Market										
NexBank		Unrestricted - Operating #3	1513688			0.4000%	30,339,357.63	-	31,850.18	30,371,207.81
Veritex Bank		Construction - Operating Transfer #2	5501198393			0.0800%	10,560,568.25	-	2,129.62	10,562,697.87
NexBank		Interest & Sinking #2	1514660			0.4000%	1,130,492.44	-	1,186.79	1,131,679.23
Prosperity Bank		Interest & Sinking	221486698			0.1500%	-	5,000,000.00	267.12	5,000,267.12
Prosperity Bank		Construction - Operating	221486604			0.1500%	-	10,000,000.00	1,068.50	10,001,068.50
Total Investments at August 31, 2021							**$ 290,403,767.23**	**$ (4,944,689.51)**	**$ 364,579.92**	**$ 285,823,657.64**

The difference between the beginning and ending market value is a result of accrued and earned interest and transfers to or from checking bank accounts and investment accounts.

Interest Earned - June 1, 2021 through August 31, 2021

Investment Type / Investment Provider	Rating	Fund	Account No.	Beginning Date	Maturity Date	Interest Rate	Interest Earned (1) June	Interest Earned (1) July	Interest Earned (1) August	Interest Earned For the Period of June 1, 2021 through August 31 2021
Certificate of Deposit										
BBVA		Endowment - A. De Los Santos	6788211277	09/01/20	08/31/21	0.2500%	$ 3.10	$ 3.22	$ 2.39	$ 8.71
BBVA		Endowment - Futuro Brillante	6721402310	09/01/20	08/31/21	0.2500%	41.19	42.57	25.44	109.20
BBVA		Endowment - Glen & Rita Roney	6721403899	09/01/20	08/31/21	0.2500%	24.02	24.83	10.76	59.61
BBVA		Unrestricted - Operating #59	6774353176	07/11/19	06/02/21	2.0900%	297.48	-	-	297.48
BBVA		Unrestricted - Operating #60	6774348075	07/11/19	07/02/21	2.0700%	5,307.70	133.40	-	5,441.10
BBVA		Unrestricted - Operating LT CD 5218	6788425218	09/10/20	04/15/22	0.2500%	823.40	851.03	851.21	2,525.64
BBVA		Unrestricted - Operating LT CD 7059	6788427059	09/10/20	05/16/22	0.2500%	823.40	851.03	851.21	2,525.64
BBVA		Unrestricted - Operating LT CD 7539	6788427539	09/10/20	06/15/22	0.2500%	823.40	851.03	851.21	2,525.64
East West Bank		Unrestricted - Operating LT CD 3742	172983742	10/04/19	08/02/21	1.8000%	15,254.23	15,786.41	509.67	31,550.31
East West Bank		Unrestricted - Operating LT CD 5211	172795211	10/04/19	09/02/21	1.7900%	15,166.90	15,695.92	15,719.80	46,582.62
East West Bank		Unrestricted - Operating LT CD 2158	172982158	10/04/19	10/04/21	1.7800%	4,523.88	4,681.63	4,688.72	13,894.23
East West Bank		Unrestricted - Operating LT CD 1013	172681013	01/21/20	11/01/21	1.6400%	13,792.82	14,272.13	14,292.02	42,356.97
East West Bank		Construction - Operating LT CD 2683	172652683	10/04/19	10/04/21	1.7800%	4,523.88	4,681.63	4,688.72	13,894.23
East West Bank		Unrestricted - Operating LT CD 7597	172007597	02/27/20	10/01/21	1.4800%	9,920.54	10,263.90	10,276.82	30,461.26
East West Bank		Unrestricted - Operating LT CD 8657	172518657	02/27/20	07/01/21	1.5300%	10,262.37	32.44	-	10,294.81
East West Bank		Interest & Sinking - ST CD 2077	172542077	09/11/20	08/02/21	0.2800%	2,075.64	2,145.34	69.20	4,290.18
East West Bank		Interest & Sinking - ST CD 2581	172042581	08/19/21	01/28/22	0.1100%	-	-	298.35	298.35
Bank OZK		Unrestricted - Operating LT CD 1844	6901721844	05/14/20	06/01/23	0.2410%	996.68	1,030.10	1,030.31	3,057.09
Bank OZK		Unrestricted - Operating LT CD 1853	6901721853	05/14/20	03/01/22	0.6810%	4,509.88	4,662.89	4,665.54	13,838.31
Bank OZK		Unrestricted - Operating LT CD 7152	6901777152	09/11/20	06/15/22	0.3400%	1,400.68	1,447.79	1,448.20	4,296.67
Bank OZK		Unrestricted - Operating LT CD 7149	6901777149	09/11/20	05/18/22	0.3300%	1,359.39	1,405.10	1,405.48	4,169.97
Bank OZK		Unrestricted - Operating LT CD 7146	6901777146	09/11/20	04/19/22	0.3200%	1,318.10	1,362.41	1,362.77	4,043.28
Bank OZK		Construction - Operating LT CD 7044	6901777044	09/11/20	09/15/21	0.3000%	684.33	707.31	707.49	2,099.13
Bank OZK		Unrestricted - Operating ST CD 7934	6901787934	10/21/20	07/15/22	0.2800%	694.06	717.37	717.54	2,128.97
Bank OZK		Unrestricted - Operating LT CD 7943	6901787943	10/21/20	08/15/22	0.2800%	694.06	717.37	717.54	2,128.97
Bank OZK		Unrestricted - Operating LT CD 7946	6901787946	10/21/20	09/15/22	0.2800%	925.42	956.50	956.72	2,838.64
Bank OZK		Unrestricted - Operating LT CD 7245	6901807245	04/07/21	03/15/22	0.2110%	346.96	358.58	358.65	1,064.19
Bank OZK		Unrestricted - Operating LT CD 7251	6901807251	04/07/21	11/15/22	0.2410%	792.62	819.20	819.37	2,431.19
Bank OZK		Unrestricted - Operating LT CD 7254	6901807254	04/07/21	03/15/23	0.2410%	792.62	819.20	819.37	2,431.19
Bank OZK		Unrestricted - Operating LT CD 8045	6901818045	08/20/21	07/14/23	0.1810%	-	-	297.53	297.53
Bank OZK		Unrestricted - Operating LT CD 8048	6901818048	08/20/21	08/15/23	0.2010%	-	-	330.41	330.41

Interest Earned - June 1, 2021 through August 31, 2021

Investment Type / Investment Provider	Rating	Fund	Account No.	Beginning Date	Maturity Date	Rate	Interest June	Interest July	Interest August	Interest Earned For the Period of June 1, 2021 through August 31, 2021
Certificate of Deposit										
Texas Regional Bank		Unrestricted - Operating LT CD 1646	321646	09/11/20	06/15/22	0.5000%	412.28	426.27	426.27	1,264.82
Texas Regional Bank		Unrestricted - Operating LT CD 1638	321638	09/11/20	05/16/22	0.4500%	370.93	383.50	383.50	1,137.93
Texas Regional Bank		Unrestricted - Operating LT CD 1620	321620	09/11/20	04/15/22	0.4500%	370.93	383.50	383.50	1,137.93
Texas Regional Bank		Unrestricted - Operating LT CD 3485	323485	01/28/21	11/15/22	0.3800%	1,250.48	1,292.33	1,293.39	3,836.20
Texas Regional Bank		Unrestricted - Operating LT CD 3493	323493	01/28/21	12/15/22	0.4000%	3,290.92	3,401.05	3,404.00	10,095.97
Texas Regional Bank		Construction - Operating LT CD 1612	321612	09/11/20	09/15/21	0.4000%	329.61	340.76	340.75	1,011.12
Texas Regional Bank		Interest & Sinking - ST CD 1604	321604	09/11/20	07/30/21	0.3800%	313.11	302.78	-	615.89
Texas Regional Bank		Unrestricted - Operating LT CD 3758	323758	02/17/21	10/14/22	0.3800%	1,875.71	1,938.23	1,939.13	5,753.07
Texas Regional Bank		Unrestricted - Operating LT CD 3766	323766	02/17/21	09/15/22	0.3800%	2,303.33	2,380.11	2,381.13	7,064.57
Texas Regional Bank		Unrestricted - Operating LT CD 3774	323774	02/17/21	08/15/22	0.3500%	287.92	297.51	297.64	883.07
Texas Regional Bank		Interest & Sinking - ST CD 3782	323782	02/17/21	07/31/21	0.2000%	1,480.17	1,529.53	49.36	3,059.06
Texas Regional Bank		Construction - Operating ST CD 3790	323790	02/17/21	02/15/22	0.3500%	575.83	595.03	595.28	1,766.14
Texas Regional Bank		Unrestricted - Operating LT CD 4251	324251	03/12/21	08/15/22	0.3000%	493.38	509.98	509.97	1,513.33
Texas Regional Bank		Unrestricted - Operating LT CD 4269	324269	03/12/21	10/15/22	0.3500%	575.65	595.05	595.05	1,765.75
Texas Regional Bank		Unrestricted - Operating LT CD 4277	324277	03/12/21	11/15/22	0.3500%	1,726.95	1,785.15	1,785.15	5,297.25
Texas Regional Bank		Unrestricted - Operating LT CD 4830	324830	04/27/21	04/14/23	0.2700%	2,219.18	2,293.40	2,297.70	6,810.28
Texas Regional Bank		Unrestricted - Operating LT CD 4814	324814	04/27/21	04/15/22	0.1800%	443.83	458.66	458.84	1,361.33
Texas Regional Bank		Unrestricted - Operating LT CD 4822	324822	04/27/21	03/15/23	0.2500%	1,027.40	1,061.75	1,062.31	3,151.46
Texas Regional Bank		Unrestricted - Operating LT CD 4962	324962	05/10/21	05/07/23	0.2000%	1,643.84	1,698.97	1,699.28	5,042.09
Allegiance Bank		Unrestricted - Operating LT CD 6277	5000026277	10/21/20	10/14/22	0.3000%	493.88	510.84	510.71	1,515.43
Allegiance Bank		Unrestricted - Operating LT CD 9610	5000029610	03/10/21	07/15/22	0.1500%	863.25	892.12	892.12	2,647.49
Allegiance Bank		Unrestricted - Operating LT CD 9628	5000029628	03/10/21	08/15/22	0.1500%	493.24	509.76	509.78	1,512.78
Allegiance Bank		Construction - Operating ST CD 9594	5000029594	03/10/21	09/07/21	0.1000%	246.63	254.87	254.89	756.39
Allegiance Bank		Construction - Operating LT CD 9743	5000029743	03/11/21	03/11/22	0.1500%	92.59	95.70	95.71	284.00
Allegiance Bank		Construction - Operating LT CD 9602	5000029602	03/10/21	03/10/22	0.1500%	369.94	382.32	382.32	1,134.58
Veritex Bank		Unrestricted - Operating LT CD 4655	9009004655	07/12/21	06/15/23	0.2000%	-	1,095.89	1,698.63	2,794.52
Veritex Bank		Unrestricted - Operating LT CD 4656	9009004656	07/12/21	07/14/23	0.2000%	-	876.71	1,358.91	2,235.62
Investment Pool										
TexPool (2)	AAAm	Interest & Sinking	7942700002			0.0222%	6.85	10.14	11.95	28.94
TexPool (2)	AAAm	Construction - Operating Transfer	7942700003			0.0222%	117.96	176.23	34.99	329.18
Money Market										
NexBank		Unrestricted - Operating #3	1513688			0.4000%	11,223.07	10,311.87	10,315.24	31,850.18
Veritex Bank		Construction - Operating Transfer #2	5501198393			0.0800%	694.40	717.59	717.63	2,129.62
NexBank		Interest & Sinking #2	1514660			0.4000%	418.19	384.24	384.36	1,186.79
Prosperity Bank		Interest & Sinking	221486698			0.1500%	-	-	267.12	267.12
Prosperity Bank		Construction - Operating	221486604			0.1500%	-	-	1,068.50	1,068.50
Total Interest Earned - June 1, 2021 through August 31, 2021							**$ 134,190.20**	**$ 123,212.17**	**$ 107,177.55**	**$ 364,579.92**

(1) Includes Accrued Interest (2) Average Monthly Rate for TexPool

BBVA - The depository funds are collateralized by the following:

Irrevocable Standby Letter of Credit Number: 161978 - Expires at 5:00 p.m. Eastern Time, on January 5, 2022		
Federal Home Loan Bank of Atlanta at 1475 Peachtree Street N. E., Atlanta, Georgia 30309	$	90,000,000.00
FDIC - Checking Accounts		250,000.00
FDIC - Certificate of Deposits		250,000.00
Total Collateral as of August 31, 2021	**$**	**90,500,000.00**

Checking Accounts	$	45,322,896.69
Certificates of Deposit		12,029,292.96
Total BBVA Account Balances	$	57,352,189.65
100% Collateral Required	$	57,352,189.65

Bank OZK - The depository funds are collateralized by the following:

Irrevocable Standby Letter of Credit Number: 10004784 - Expires on March 3, 2022		
Federal Home Loan Bank of Dallas at 8500 Freeport Parkway South, Suite 100, Irving, Texas 75063-2547		8,150,000.00
Irrevocable Standby Letter of Credit Number: 10006049 - Expires on September 17, 2021		
Federal Home Loan Bank of Dallas at 8500 Freeport Parkway South, Suite 100, Irving, Texas 75063-2547		2,775,000.00
Irrevocable Standby Letter of Credit Number: 10006050 - Expires on April 19, 2022		
Federal Home Loan Bank of Dallas at 8500 Freeport Parkway South, Suite 100, Irving, Texas 75063-2547		5,030,000.00
Irrevocable Standby Letter of Credit Number: 10006051 - Expires on May 18, 2022		
Federal Home Loan Bank of Dallas at 8500 Freeport Parkway South, Suite 100, Irving, Texas 75063-2547		5,035,000.00
Irrevocable Standby Letter of Credit Number: 10006052 - Expires on June 17, 2022		
Federal Home Loan Bank of Dallas at 8500 Freeport Parkway South, Suite 100, Irving, Texas 75063-2547		5,040,000.00
Irrevocable Standby Letter of Credit Number: 10006342 - Expires on July 18, 2022		
Federal Home Loan Bank of Dallas at 8500 Freeport Parkway South, Suite 100, Irving, Texas 75063-2547		3,010,000.00
Irrevocable Standby Letter of Credit Number: 10006343 - Expires on August 17, 2022		
Federal Home Loan Bank of Dallas at 8500 Freeport Parkway South, Suite 100, Irving, Texas 75063-2547		3,010,000.00
Irrevocable Standby Letter of Credit Number: 10006344 - Expires on September 19, 2022		
Federal Home Loan Bank of Dallas at 8500 Freeport Parkway South, Suite 100, Irving, Texas 75063-2547		4,015,000.00
Irrevocable Standby Letter of Credit Number: 10008225 - Expires on March 17, 2022		
Federal Home Loan Bank of Dallas at 8500 Freeport Parkway South, Suite 100, Irving, Texas 75063-2547		2,000,000.00
Irrevocable Standby Letter of Credit Number: 10008226 - Expires on November 17, 2022		
Federal Home Loan Bank of Dallas at 8500 Freeport Parkway South, Suite 100, Irving, Texas 75063-2547		4,000,000.00
Irrevocable Standby Letter of Credit Number: 10008227 - Expires on March 17, 2023		
Federal Home Loan Bank of Dallas at 8500 Freeport Parkway South, Suite 100, Irving, Texas 75063-2547		4,000,000.00
Irrevocable Standby Letter of Credit Number: 10008727 - Expires on June 5, 2023		
Federal Home Loan Bank of Dallas at 8500 Freeport Parkway South, Suite 100, Irving, Texas 75063-2547		5,075,000.00
Irrevocable Standby Letter of Credit Number: 10009234 - Expires on July 18, 2023		
Federal Home Loan Bank of Dallas at 8500 Freeport Parkway South, Suite 100, Irving, Texas 75063-2547		5,020,000.00
Irrevocable Standby Letter of Credit Number: 10009235 - Expires on August 17, 2023		
Federal Home Loan Bank of Dallas at 8500 Freeport Parkway South, Suite 100, Irving, Texas 75063-2547		5,025,000.00
	$	**61,185,000.00**
FDIC - Certificate of Deposits		250,000.00
Total Collateral as of August 31, 2021	**$**	**61,435,000.00**

Total Bank OZK Account Balances	$	60,956,667.73
100% Collateral Required	$	60,956,667.73

East West Bank - The depository funds are collateralized by the following:

Irrevocable Letter of Credit Number: 2018-712 - Amendment 14. Expires on November 5, 2021		
Federal Home Loan Bank of San Francisco at 600 California Street, Suite 300, San Francisco, CA 94108		70,910,000.00
	$	**70,910,000.00**
FDIC - Certificate of Deposits		250,000.00
Total Collateral as of August 31, 2021	**$**	**71,160,000.00**

Total East West Bank Account Balances	$	43,255,518.13
100% Collateral Required	$	43,255,518.13

Texas Regional Bank - The depository funds are collateralized by the following:

Custodial Letter of Credit Number: 20000780-6. Expires on June 10, 2023			
Federal Home Loan Bank of Dallas at 8500 Freeport Parkway South, Suite 600, Irving, Texas 75063-2547			83,000,000.00
		$	**83,000,000.00**
FDIC - Certificate of Deposits			250,000.00
Total Collateral as of August 31, 2021		**$**	**83,250,000.00**
	Texas Regional Bank Account Balances	$	73,121,325.37
	100% Collateral Required	$	73,121,325.37

Allegiance Bank - The depository funds are collateralized by the following:

Irrevocable Standby Letter of Credit Number: 10006290 - Expires on October 21, 2022			
Federal Home Loan Bank of Dallas at 8500 Freeport Parkway South, Suite 100, Irving, Texas 75063-2547			1,800,000.00
Irrevocable Standby Letter of Credit Number: 10007837 - Expires on September 17, 2021			
Federal Home Loan Bank of Dallas at 8500 Freeport Parkway South, Suite 100, Irving, Texas 75063-2547			3,005,000.00
Irrevocable Standby Letter of Credit Number: 10007838 - Expires on March 18, 2022			
Federal Home Loan Bank of Dallas at 8500 Freeport Parkway South, Suite 100, Irving, Texas 75063-2547			3,760,000.00
Irrevocable Standby Letter of Credit Number: 10007839 - Expires on July 22, 2022			
Federal Home Loan Bank of Dallas at 8500 Freeport Parkway South, Suite 100, Irving, Texas 75063-2547			7,020,000.00
Irrevocable Standby Letter of Credit Number: 10008060 - Expires on August 22, 2022			
Federal Home Loan Bank of Dallas at 8500 Freeport Parkway South, Suite 100, Irving, Texas 75063-2547			4,010,000.00
		$	**19,595,000.00**
FDIC - Certificate of Deposits			250,000.00
Total Collateral as of August 31, 2021		**$**	**19,845,000.00**
	Allegiance Bank Account Balances	$	19,768,090.93
	100% Collateral Required	$	19,768,090.93

Veritex Bank - The depository funds are collateralized by the following:

Irrevocable Standby Letter of Credit Number: 4854000131 - Amendment 3. Expires on September 15, 2021			
Federal Home Loan Bank of Dallas at 8500 Freeport Parkway South, Suite 100, Irving, Texas 75063-2547			4,183,782.00
Irrevocable Standby Letter of Credit Number: 4854000131 - Amendment 3. Expires on September 15, 2021			
Federal Home Loan Bank of Dallas at 8500 Freeport Parkway South, Suite 100, Irving, Texas 75063-2547			3,835,000.00
Irrevocable Standby Letter of Credit Number: 1463001173 - Amendment 4. Expires on November 4, 2021			
Federal Home Loan Bank of Dallas at 8500 Freeport Parkway South, Suite 100, Irving, Texas 75063-2547			2,400,000.00
Irrevocable Standby Letter of Credit Number: 10008828 - Expires on June 19, 2023			
Federal Home Loan Bank of Dallas at 8500 Freeport Parkway South, Suite 100, Irving, Texas 75063-2547			10,039,234.00
Irrevocable Standby Letter of Credit Number: 10008829 - Expires on July 18, 2023			
Federal Home Loan Bank of Dallas at 8500 Freeport Parkway South, Suite 100, Irving, Texas 75063-2547			8,032,726.00
Irrevocable Standby Letter of Credit Number: 10009370 - Expires on September 19, 2023			
Federal Home Loan Bank of Dallas at 8500 Freeport Parkway South, Suite 100, Irving, Texas 75063-2547			10,051,167.00
		$	**38,541,909.00**
FDIC - Money Market			250,000.00
Total Collateral as of August 31, 2021		**$**	**38,791,909.00**
	Money Market	$	10,562,697.87
	Certificates of Deposit		18,005,030.14
	Total Veritex Bank Account Balances	$	28,567,728.01
	100% Collateral Required	$	28,567,728.01

NexBank - The depository funds are 100% FDIC Insured, through a spread program:

FDIC - Money Market Insured Cash Sweep			31,502,887.04
FDIC Insured as of August 31, 2021		**$**	**31,502,887.04**
	Total NexBank Account Balances	$	31,502,887.04
	FDIC Insurance Required	$	31,502,887.04

Prosperity Bank - The depository funds are collateralized by the following:

Security Type	Cusip No.	Maturity Date	Coupon Rate	Face	Par	Book Value August 31, 2019	Market Value August 31, 2019
Federal Home Ln Mtg Corp	3133KYUN7	12/1/2040	1.500%	10,600,000.00	9,919,537.98	10,045,397.44	9,947,436.68
Federal Home Ln Mtg Corp	3133KYU64	3/1/2041	2.000%	6,200,000.00	5,969,780.79	6,198,453.54	6,122,756.43
				$ 16,800,000.00	**$ 15,889,318.77**	**$ 16,243,850.98**	**$ 16,070,193.11**
FDIC - Certificate of Deposits						250,000.00	250,000.00
Total Collateral as of August 31, 2021						**$ 16,493,850.98**	**$ 16,320,193.11**

Total Prosperity Bank Account Balances	$ 15,001,335.62
102% Collateral Required	$ 15,301,362.33

Grand Total - Checking and Investment Account Balance

Checking Accounts	
BBVA Checking	$ 45,322,896.69
Investment Accounts	
BBVA	12,029,292.96
Bank OZK	60,956,667.73
East West Bank	43,255,518.13
Texas Regional Bank	73,121,325.37
Allegiance Bank	19,768,090.93
Veritex Bank	18,005,030.14
Veritex Bank Money Market	10,562,697.87
NexBank	31,502,887.04
Prosperity Bank	15,001,335.62
TexPool	1,620,811.85
Total Investments	285,823,657.64
Total Portfolio	$ 331,146,554.34
less TexPool	(1,620,811.85)
Total Account Balance to be Collateralized	$ 329,525,742.49

Grand Total - Checking and Investment Account Collateral

102% (100% LOC) Collateral Required	
BBVA	57,352,189.65
Bank OZK	60,956,667.73
East West Bank	43,255,518.13
Texas Regional Bank	73,121,325.37
Allegiance Bank	19,768,090.93
Veritex Bank	28,567,728.01
NexBank (100% FDIC Insured)	31,502,887.04
Prosperity Bank	15,301,362.33
Total Collateral Required	$ 329,825,769.20
Collateral	
BBVA	90,500,000.00
Bank OZK	61,435,000.00
East West Bank	71,160,000.00
Texas Regional Bank	83,250,000.00
Allegiance Bank	19,845,000.00
Veritex Bank	38,791,909.00
NexBank (100% FDIC Insured)	31,502,887.04
Prosperity Bank	16,320,193.11
Total Collateral	$ 412,804,989.15

The College's investments are in compliance with:

(A) the investment strategy expressed in the College investment policy; and
(B) relevant provisions of Chapter 2256 of the Public Funds Investment Act.

The primary objective of all investments activity is the preservation of capital and the safety of principal in the overall portfolio in accordance with STC's Board approved Investment Policy. The depository bank paid the College the highest rate of interest possible at the time of investment and in accordance with the depository bank contract.

Maria G. Elizondo, Vice President for Finance and Administrative Services — September 28, 2021 Date

Myriam Lopez, Comptroller — September 28, 2021 Date

Paul R. Rodriguez, Board of Trustees, Designated Investment Officer — September 28, 2021 Date

South Texas College
Checking Accounts
For the Quarter Ending August 31, 2021

Type of Deposit at BBVA	Fund	Checking No.	Interest Rate	Beginning Market Value June 1, 2021	For The Quarter Ended August 31, 2021 Cash Receipts	Cash Disbursements	Transfers In / (Out)		Interest Earned	Accrued Interest	Ending Market Value * August 31, 2021
Public Funds Interest Checking	Operating	51015560	0.0100%	$ 19,997,057.72	$ 106,577,573.42	$ (90,463,062.79)	$ (839,321.32)	(1)	$ 445.24	$ 248.46	$ 36,112,262.05
Public Funds Interest Checking	Payroll	51025558	0.0100%	236,863.68	18,366,772.43	(18,460,971.18)	-		9.48	6.35	142,680.76
Public Funds Interest Checking	Student	41376536	0.0100%	297,854.66	23,462,842.28	(20,091,323.65)	-		11.39	22.77	3,669,407.45
Public Funds Interest Checking	Federal Draw Down	51015544	0.0100%	0.00	49,383,035.42	(49,383,056.12)	-		20.70	20.24	20.24
Public Funds Interest Checking	Interest & Sinking - Bond 96, 02, 03, 04, 07, 10, 13, 14 & 15	51029782	0.0100%	4,631,819.08	19,521,239.24	(24,009,853.13)	5,784,010.83	(2)	83.78	93.53	143,382.50
Public Funds Interest Checking	Construction - E&G Transfer	51067625	0.0100%	4,907,004.00	11,000,674.75	(10,652,682.40)	-	(3)	95.33	52.01	5,255,143.69
Treasury Management Analysis Checking (Zero Balance Account)	Special	2530032925	0.0000%	-	6,586,768.52	(6,586,768.52)	-		-		-
Total Checking Accounts at August 31, 2021			**0.0075%**	**$ 30,070,599.14**	**$ 234,898,906.06**	**$ (219,647,717.79)**	**$ 4,944,689.51**		**$ 665.92**	**$ 443.36**	**$ 45,322,896.69**

* Ending Market Value reflect the BBVA available balance as of August 31, 2021 including accrued interest.

(1) Transfers were made as follows:
a) Certificate of Deposit to Checking in June 2021
b) Certificates of Deposit to Checking in July 2021
c) Checking to Certificates of Deposit in July 2021
d) Certificates of Deposit to Checking in August 2021
e) Checking to Certificates of Deposit in August 2021

(2) Transfers were made as follows:
a) Certificates of Deposit to Checking in July 2021
b) Certificates of Deposit to Checking in August 2021
c) Checking to Certificates of Deposit in August 2021

(3) Transfers were made as follows:
a) Tex Pool to Money Market Account in August 2021

South Texas College
Investment Report - Fiscal Year 2020-2021
For the Three Months Ending August 31, 2021

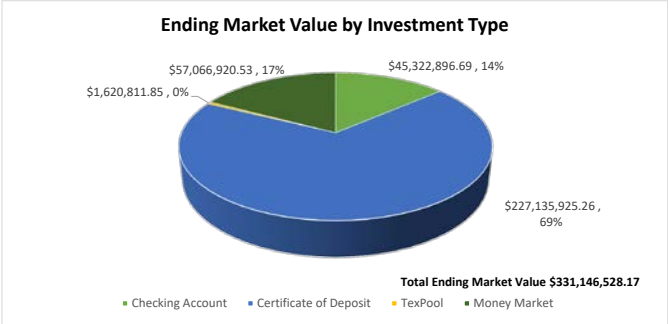

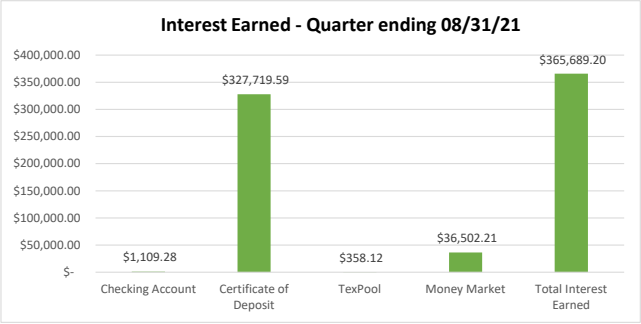

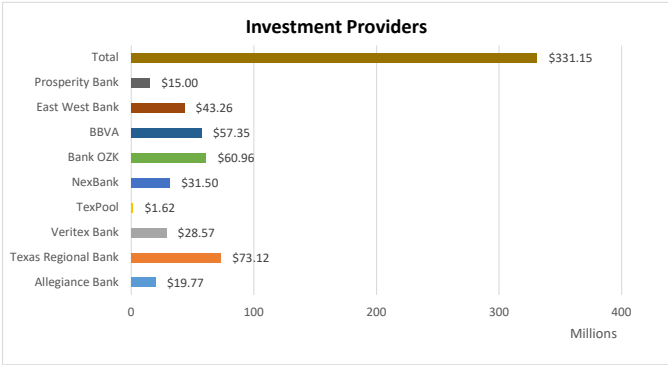

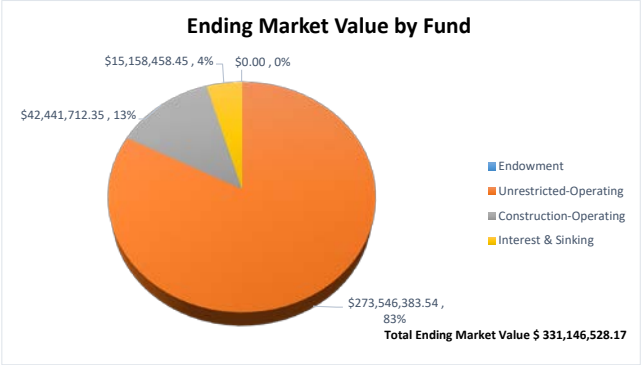

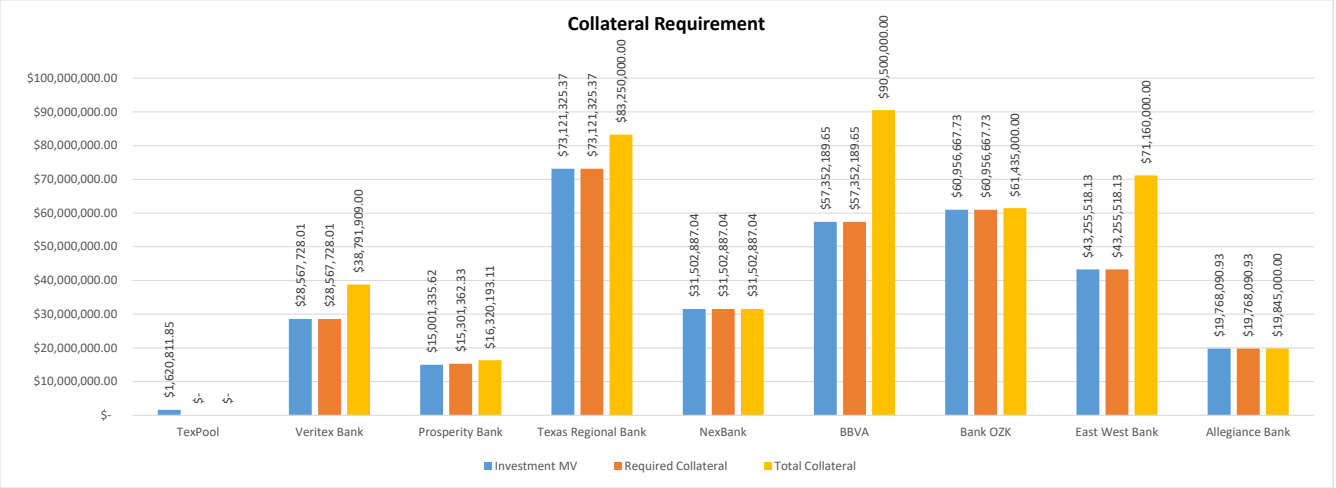

6

Summary of Revenues.

Summary of Revenues

Fiscal Year 2020 - 2021

As of August 31, 2021

100% of the Year Expired, 0% of the Year Remaining

Revenues	Amended Budget	Revised Budget	Actual To Date	Projected Revenue	Variance Over / (Under) Budget	Percent (%) of Budget Received/Projected
Appropriations	$ 53,896,205	$ 53,896,205	$ 54,047,893	$ -	$ 151,688	100.28%
Tuition - Academic	26,696,844	26,696,844	28,577,067	-	1,880,223	107.04%
Tuition - CPWE [1]	2,094,695	2,094,695	1,093,923	-	(1,000,772)	52.22%
Tuition - ITED [2]	909,761	909,761	634,745	-	(275,016)	69.77%
Tuition - RCPSE [3]	-	-	11,461	-	11,461	0.00%
Fees - Academic	23,345,146	23,345,146	25,167,322	-	1,822,176	107.81%
Local Taxes	59,117,516	59,117,516	59,917,710	-	800,194	101.35%
Other Revenues [4]	6,366,179	6,366,179	9,420,092	-	3,053,913	147.97%
HEERF II (CRRSAA) Funds	9,292,568	9,292,568	11,340,769	-	2,048,201	0.00%
Carryover/Fund Allocation [5]	5,177,901	5,177,901	5,177,901	-	-	100.00%
Total Revenues	**$ 186,896,815**	**$ 186,896,815**	**$ 195,388,883**	**$ -**	**$ 8,492,068**	**104.54%**

[1] CPWE - Continuing Professional and Workforce Education

[2] ITED - Industry Training and Economic Development

[3] RCPSE - Regional Center For Public Safety Excellence

[4] Other Revenues - Includes interest revenue based on actual investments

[5] Carryover/Fund Allocation - Includes only the carryover revenue spent

7

Summary of State Appropriations Revenue.

Summary of State Appropriation Revenues
Fiscal Year 2020 - 2021
As of August 31, 2021

		Amount Received						
	Budget	Academic Core/Contact Hour/ Student Success Formula Funding	Bachelor of Applied Technology Funding	Continuing Education Contact Hour Formula Funding	ITED Contact Hour Formula Funding	Total	% of Total	Variance Over/(Under) Budget*
State Appropriation - Contact Hours								
Fiscal Year 2020 - 2021								
September 2020	$ 5,061,924	$ 4,818,658	$ 156,912	$ 76,280	$ 10,074	$ 5,061,924		$ -
October 2020	5,061,928	4,818,662	156,912	76,280	10,074	5,061,928		-
November 2020	4,007,627	3,815,034	124,224	60,393	7,976	4,007,627		-
December 2020	4,007,627	3,815,034	124,224	60,393	7,976	4,007,627		-
January 2021	-	-	-	-	-	-		-
February 2021	-	-	-	-	-	-		-
March 2021	4,007,627	3,815,034	124,224	60,393	7,976	4,007,627		-
April 2021	4,007,627	3,815,034	124,224	60,393	7,976	4,007,627		-
May 2021	4,007,627	3,815,034	124,224	60,393	7,976	4,007,627		-
June 2021	4,007,627	3,815,034	124,224	60,393	7,976	4,007,627		-
July 2021	4,006,346	3,813,776	124,224	60,373	7,973	4,006,346		-
August 2021	4,006,346	3,813,776	124,224	60,373	7,973	4,006,346		-
Total State Appropriations - Contact Hours	**$ 42,182,306**	**$ 40,155,076**	**$ 1,307,616**	**$ 635,664**	**$ 83,950**	**$ 42,182,306**	**78.05%**	**$ -**
State Appropriation - Retirement/Medical								
Fiscal Year 2020 - 2021	$ 11,713,899							
September 2020						$ 761,009		
October 2020						761,075		
November 2020						769,023		
December 2020						788,687		
January 2021						723,637		
February 2021						744,946		
March 2021						435,039		
April 2021						238,112		
May 2021						242,671		
June 2021						277,805		
July 2021						230,781		
August 2021*						5,892,802		
Total State Appropriations- Retirement/Medical	**$ 11,713,899**					**$ 11,865,587**	**21.95%**	**$ 151,688**
State Special Appropriation								
Fiscal Year 2020 - 2021								
Total Special Appropriations	**$ -**					**$ -**	**0.00%**	**$ -**
Total State Appropriations	**$ 53,896,205**					**$ 54,047,893**	**100.00%**	**$ 151,688**

*Retirement Appropriations for August are estimated.

8

Summary of Property Tax Revenue.

South Texas College
Summary of Maintenance and Operations (M&O) and
Interest and Sinking (I&S) Property Tax Collections - Tax Levy 2020
Fiscal Year 2020 - 2021
As of August 31, 2021 - Unaudited

Property Taxable Assessed Valuation and Tax Levy

	Hidalgo County	Starr County	Total
Taxable Assessed Valuation	$ 39,833,096,124.00	$ 2,282,809,930.00	$ 42,115,906,054.00
Tax Levy Based on Tax Rate and TAV			
M & O $0.1400/$100	$ 50,757,118.23	$ 2,979,151.73	$ 53,736,269.96
I & S $0.0318/$100	11,529,116.85	676,693.04	12,205,809.89
Total Tax Levy $0.1718/$100	$ 62,286,235.08	$ 3,655,844.77	$ 65,942,079.85
Elderly Tax Levy	5,722,812.63	204,990.07	5,927,802.70
Levy Loss	(1,111,252.42)	247,620.89	(863,631.53)
Late Rendition	84,486.36	-	84,486.36
Adjustments	2.17	-	2.17
Rounding	(0.82)	-	(0.82)
Total Tax Levy as per Tax Roll $0.1718/$100	$ 66,982,283.00	$ 4,108,455.73	$ 71,090,738.73

Property Tax Levy Collections

	2020 Hidalgo County	% of Total
Total Tax Levy	$ 66,982,283.00	-
Modifications to Levy	642,774.79	-
Total Tax Levy To Be Collected	$ 67,625,057.79	100.00%
Total Collections to Date	64,991,117.16	96.11%
Unrealized Amount	$ 2,633,940.63	3.89%

	Starr County	% of Total
Total Tax Levy	$ 4,108,455.73	-
Modifications to Levy	104,183.27	-
Total Tax Levy To Be Collected	$ 4,212,639.00	100.00%
Total Collections to Date	3,569,967.74	84.74%
Less: Refunds	1,641.11	
Unrealized Amount	$ 641,030.15	15.26%

	Total Hidalgo and Starr	% of Total
Total Tax Levy To Be Collected	$ 71,837,696.79	100.00%
Total Collections to Date	68,559,443.79	95.44%
Unrealized Amount	$ 3,278,253.00	4.56%

Penalty & Interest	
Hidalgo County - Penalty & Interest	$ 678,338.52
Starr County - Penalty & Interest	41,918.07
Total Penalty & Interest	$ 720,256.59
Total Collection - Levy, Penalty & Interest	$ 69,279,700.38

Collection, Appraisal, and Delinquent Tax Fees

	Hidalgo County	Starr County	Total
Collection Fees Agreement*	$ 103,212.00	$ 165,102.26	$ 268,314.26
Collection Fees - Paid to Date	103,212.00	152,686.44	255,898.44
Collection Fees % of Total Levy	0.15%	2.69%	
Rendition Collection	4,033.77	-	4,033.77
Redemption	-	41,229.82	41,229.82
Appraisal Fees Agreement	696,794.00	131,044.82	827,838.82
Appraisal Fees - Paid to Date**	681,122.66	124,451.64	805,574.30
Appraisal Fees % of Total Levy	1.04%	3.19%	
Delinquent Tax Attorney Fees	$ 630,533.30	$ 97,071.84	$ 727,605.14

*Estimated Collection Fee for Starr County
**The Appraisal Fee - Paid to Date included the payment for the 3rd quarter months of July, August and September. The September payment will be reclassified to FY22.

9

Summary of Expenditures by Classification.

Summary of Expenditures by Classification

Fiscal Year 2020 - 2021

As of August 31, 2021

100% of the Year Expired, 0% of the Year Remaining

Classification	Amended Budget	Revised Budget	Actual To Date Expenditures / Transfers & Contingencies	Percent (%) of Budget Expended	Projected Expenditures	Available Balance	Percent (%) of Budget Expended/ Projected
Salaries	$ 98,248,371	$ 98,248,371	$ 91,190,201	92.82%	$ 393,002	$ 6,665,168	93.22%
Benefits	27,668,623	29,184,097	28,286,216	96.92%	-	897,881	96.92%
Operating	32,249,628	31,686,633	25,664,265	80.99%	3,074,341.00	2,948,027	90.70%
Travel	2,235,954	1,021,727	122,292	11.97%	17,705.00	881,730	13.70%
Capital Outlay	1,446,175	1,707,923	1,397,804	81.84%	58,680.00	251,439	85.28%
Transfers	23,048,064	23,048,064	4,891,550	21.22%	-	18,156,514	21.22%
Contingencies	2,000,000	2,000,000	-	0.00%	-	2,000,000	0.00%
Grand Total	**$ 186,896,815**	**$ 186,896,815**	**$ 151,552,328**	**81.09%**	**$ 3,543,728**	**$ 31,800,759**	**82.98%**

10

Summary of Expenditures by Function.

Summary of Expenditures by Function/Classification
Fiscal Year 2020 - 2021
As of August 31, 2021
100% of the Year Expired, 0% of the Year Remaining

Function/Classification	Amended Budget	Revised Budget	Actual To Date Expenditures / Transfers & Contingencies	Percent (%) of Budget Expended	Encumbrances	Available Balance	Percent (%) of Budget Expended/ Encumbered
Salaries	$ 54,775,766	$ 52,497,177	$ 50,779,150	96.73%	$ 187,490	$ 1,530,537	97.08%
Benefits	15,553,000	14,789,040	13,891,159	93.93%	-	897,881	93.93%
Operating	8,445,170	4,791,010	3,585,491	74.84%	79,731	1,125,788	76.50%
Travel	1,149,324	699,266	80,686	11.54%	6,244	612,336	12.43%
Capital Outlay	663,421	364,263	143,031	39.27%	-	221,232	39.27%
Instruction	**80,586,681**	**73,140,756**	**68,479,517**	**93.63%**	**273,465**	**4,387,774**	**94.00%**
Salaries	593,196	585,184	366,226	62.58%	1,064	217,894	62.76%
Benefits	98,286	104,802	104,802	100.00%	-	-	100.00%
Operating	489,994	429,103	115,105	26.82%	20,394	293,604	31.58%
Travel	32,601	14,069	729	5.18%	151	13,189	6.25%
Capital Outlay	193,869	186,645	186,645	0.00%	-	-	0.00%
Public Service	**1,407,946**	**1,319,803**	**773,507**	**58.61%**	**21,609**	**524,687**	**60.25%**
Salaries	11,263,431	10,776,467	10,462,649	97.09%	84,895	228,923	97.88%
Benefits	3,121,126	3,320,967	3,320,967	100.00%	-	-	100.00%
Operating	3,363,656	3,411,019	2,888,044	84.67%	168,569	354,406	89.61%
Travel	398,741	86,909	9,751	11.22%	2,812	74,346	14.46%
Capital Outlay	282,738	589,505	527,116	89.42%	38,508	23,881	95.95%
Academic Support	**18,429,692**	**18,184,867**	**17,208,527**	**94.63%**	**294,784**	**681,556**	**96.25%**
Salaries	7,548,480	7,299,057	7,183,912	98.42%	34,295	80,850	98.89%
Benefits	2,272,002	2,415,194	2,415,194	100.00%	-	-	100.00%
Operating	1,426,610	1,267,198	975,715	77.00%	46,065	245,418	80.63%
Travel	238,616	41,396	5,983	14.45%	472	34,941	15.59%
Capital Outlay	36,646	30,300	26,064	86.02%	-	4,236	86.02%
Student Services	**11,522,354**	**11,053,145**	**10,606,868**	**95.96%**	**80,832**	**365,445**	**96.69%**

Summary of Expenditures by Function/Classification
Fiscal Year 2020 - 2021
As of August 31, 2021
100% of the Year Expired, 0% of the Year Remaining

Function/Classification	Amended Budget	Revised Budget	Actual To Date Expenditures / Transfers & Contingencies	Percent (%) of Budget Expended	Encumbrances	Available Balance	Percent (%) of Budget Expended/ Encumbered
Salaries	13,971,802	17,356,193	13,062,237	75.26%	52,096	4,241,860	75.56%
Benefits	3,585,676	5,123,706	5,123,706	100.00%	-	-	100.00%
Operating	7,281,798	11,334,163	10,439,262	92.10%	811,077	83,824	99.26%
Travel	291,777	139,789	18,668	13.35%	6,983	114,138	18.35%
Capital Outlay	156,918	415,946	410,461	98.68%	5,485	-	100.00%
Institutional Support	**25,287,971**	**34,369,797**	**29,054,334**	**84.53%**	**875,641**	**4,439,822**	**87.08%**
Salaries	10,095,696	9,734,293	9,336,027	95.91%	33,162	365,104	96.25%
Benefits	3,038,533	3,430,388	3,430,388	100.00%	-	-	100.00%
Operating	11,242,400	10,454,140	7,660,648	73.28%	1,948,505	844,987	91.92%
Travel	124,895	40,298	6,475	16.07%	1,043	32,780	18.66%
Capital Outlay	112,583	121,264	104,487	86.16%	14,687	2,090	98.28%
Operation & Maint - Plant	**24,614,107**	**23,780,383**	**20,538,025**	**86.37%**	**1,997,397**	**1,244,961**	**94.76%**
Operating	23,048,064	23,048,064	4,891,550	21.22%	-	18,156,514	21.22%
Transfers	**23,048,064**	**23,048,064**	**4,891,550**	**21.22%**	**-**	**18,156,514**	**21.22%**
Operating	2,000,000	2,000,000	-	0.00%	-	2,000,000	0.00%
Contingencies	**2,000,000**	**2,000,000**	**-**	**0.00%**	**-**	**2,000,000**	**0.00%**
Grand Total	**$ 186,896,815**	**$ 186,896,815**	**$ 151,552,328**	**81.09%**	**$ 3,543,728**	**$ 31,800,759**	**82.98%**

11

Summary of Auxiliary Fund Revenues and Expenditures.

Summary of Auxiliary Fund
Revenues and Expenditures
Fiscal Year 2020-2021
As of August 31, 2021

Revenues

	Original Budget	Revised Budget	Actual To Date	Variance Over / (Under) Budget
Bookstore	$ 400,000	$ 400,000	$ 579,889	$ 179,889
Food Service - Pecan	480,625	480,625	13,355	(467,270)
NAH Catering Services	-	30	30	-
Vending Machines	120,000	120,000	27,245	(92,755)
Student Copier	1,000	1,000	-	(1,000)
MV-Child Care & Development	364,475	364,475	195,572	(168,903)
Interest Income-Aux	12,000	12,000	5,247	(6,753)
Professional Dev Conferences	80,000	80,000	6	(79,994)
PSJA College for All STC Campus Tou	275	275	-	(275)
National Summit for Dual Credit Pro	-	37,768	37,768	-
General Conferences	135,000	66,577	-	(66,577)
AEDT Program Events	3,184	3,184	6	(3,178)
Art Gallery - Library Projects	133	133	-	(133)
Ballet Folklorico Dance Carryover	38	38	-	(38)
Ballet Folklorico Dance Company	15,835	15,835	28	(15,807)
Binational Innovation Conference	1,775	1,775	3	(1,772)
Career Expo	1,526	1,526	1	(1,525)
Child Dev. Conference Fall & Spring	11,873	11,873	10,029	(1,844)
Communication Arts Department - AUX	-	25	25	-
Communication Arts Festival - AUX	33	33	-	(33)
Critical Thinking Conf - ADN/CHOC	3,055	3,055	5	(3,050)
Dr. Godinez Memorial Fund	2,129	2,129	4	(2,125)
Theatre & Dance	6,788	6,788	12	(6,776)
Non Public Fund	688,299	688,299	36,038	(652,261)
Professional Dev. Sponsorships	4,641	4,641	8	(4,633)
Philosophy Across the Americas	963	963	2	(961)
Science Olympiad/Planetarium-Aux	4,271	4,271	2,098	(2,173)
STC Black History Month - AUX	18	18	-	(18)
STC Future Heroes 5K Challenge	2,045	2,045	4	(2,041)
STC Student Assistance Micro-Grants	150,000	150,000	44	(149,956.00)
Student Activities & Wellness	1,272,290	1,272,290	1,317,203	44,913
Dual Credit Programs Summit	10,484	10,484	19	(10,465)
TASA Conference	6	6	-	(6)
ITED	12,879	12,879	23	(12,856)
Women's History Month - AUX	286	286	1	(285)
Women's Studies Human Rights	218	218	-	(218)
Women's Studies Sex Traffic Conf	2,041	2,041	4	(2,037)
Will'n In Weslaco	537	537	16	(521.00)
PATH Finders Academy STC NAH Ed.	-	30,600	30,600	-
Total Revenues	**$ 3,788,722**	**$ 3,788,722**	**$ 2,255,285**	**$ (1,533,437)**

Summary of Auxiliary Fund
Revenues and Expenditures
Fiscal Year 2020-2021
As of August 31, 2021

Expenditures

	Original Budget	Revised Budget	Actual To Date	Available Balance
Food Service - Pecan	$ 480,625	$ 480,625	$ 64,953	$ 415,672
NAH Catering Services	-	30	-	30
Student Copier	27,356	27,356	1,039	26,317
MV-Child Care & Development	364,475	364,475	72,901	291,574
Accreditation Auxiliary	6,000	6,000	684	5,316
Admin-Board of Trustees	1,518	3,618	2,716	902
Admin-Center for Learn Excellence	482	482	-	482
Admin-Enrollment Svc	837	837	679	158
Admin-Executive	1,735	11,735	2,351	9,384
Admin-Graduation	14,214	214	203	11
Admin-HR Employee Training &Recruit	805	805	-	805
Admin-Student Affairs	1,445	1,445	800	645
Admin-Valley Scholars	1,000	1,000	156	844
Admin-VP Academic Affairs	3,229	3,229	447	2,782
Admin-VP Finance & Admin Svcs	3,229	3,229	1,652	1,577
Admin-VP Info Svcs & Planning	3,229	3,229	-	3,229
Admin-VP Stud Svcs & Develop	3,229	3,229	941	2,288
Admin-Workforce Development	1,182	1,182	1,142	40
AEDT Program Events	3,184	3,184	250	2,934
Alumni and Friends	1,205	1,205	-	1,205
AMI Dual Competition	-	-	-	-
Art Gallery - Library Projects	133	133	-	133
Auxiliary Business Operations	52,000	52,000	53,832	(1,832)
Ballet Folklorico Dance Carryover	38	38	-	38
Ballet Folklorico Dance Company	15,835	15,835	600	15,235
Binational Innovation Conference	1,775	1,775	332	1,443
Career Expo	1,526	1,526	-	1,526
Child Dev. Conference Fall & Sprin	11,873	11,873	4,500	7,373
Communication Arts Department - AUX	-	25	-	25
Communication Arts Festival - AUX	33	33	-	33
Community Engagement	723	723	-	723
CPWE - Auxiliary	482	482	-	482
Critical Thinking Conf - ADN/CHOC	3,055	3,055	-	3,055
Dr. Godinez Memorial Fund	2,129	2,129	-	2,129
Theatre & Dance	6,788	6,788	349	6,439
Empl Spouse/Depend Waiver	148,488	148,488	147,340	1,148
Employee Appreciation & Recognition	1,205	1,205	-	1,205
External Affairs	963	963	-	963
General Conferences	135,000	66,577	-	66,577

Continued……

Summary of Auxiliary Fund
Revenues and Expenditures
Fiscal Year 2020-2021
As of August 31, 2021

Expenditures

	Original Budget	Revised Budget	Actual To Date	Available Balance
Gift Cards	-	500	200	300
IME-BECAS Scholarship STC Matching	2,200	2,200	-	2,200
Institutional Grant	1,300	1,300	110	1,190
IS&P Focus Groups	24	24	-	24
Library Art Gallery Events	603	603	45	558
Library Events	723	723	508	215
Non Public Fund	688,299	688,299	112,655	575,644
Other Reserve	194,945	182,345	-	182,345
PR-College Events	14,956	14,956	9,488	5,468
Professional Dev Conferences	80,000	80,000	-	80,000
Professional Dev. Sponsorships	4,641	4,641	-	4,641
Philosophy Across the Americas	963	963	-	963
PSJA College for All STC Campus Tou	275	275	-	275
National Summit for Dual Credit Pro	-	37,768	4,628	33,140
RCPSE Trainings	96	96	94	2
Science Olympiad/Planetarium-Aux	4,271	4,271	848	3,423
Staff Devlpmt-College Wide	25,000	25,000	336	24,664
STC Black History Month - AUX	18	18	-	18
STC Future Heroes 5K Challenge	2,045	2,045	-	2,045
STC Student Assistance Micro-Grants	150,000	164,000	145,076	18,924
Stu Initiative-BA Prgm & Univ Rel	1,000	1,000	284	716
Student Affairs Trainings & Events	10,597	10,597	1,214	9,383
Student Activities & Wellness	1,272,290	1,272,290	1,031,661	240,629
Dual Credit Programs Summit	10,484	10,484	-	10,484
TASA Conference	6	6	-	6
TxDot Student Books	2,000	2,000	-	2,000
ITED	12,879	12,879	-	12,879
Victim Scholarship	5,000	5,000	-	5,000
Women's History Month - AUX	286	286	-	286
Women's Studies Human Rights	218	218	-	218
Women's Studies Sex Traffic Conf	2,041	2,041	-	2,041
Will'n In Weslaco	537	537	-	537
PATH Finders Academy STC NAH Ed.	-	30,600	26,483	4,117
Total Expenditures	**$ 3,788,722**	**$ 3,788,722**	**$ 1,691,497**	**$ 2,097,225**

12

Summary of Grant Revenues and Expenditures.

Summary of Grant Revenues and Expenditures

Fiscal Year 2020-2021
As of August
31, 2021

No.	Grant Name/Project Manager	Grant Budget	Advance Amount	Total Expenditures	Amount Requested	Report (s) submitted/ Payment Received	Amount Received	Amount Received Over / (Under) Expenditures
Federal Grants								
1	**High School Equivalency Program**	**371,430.00**	-	263,181.99	248,888.38		248,888.38	**(14,293.61)**
	Elias Hernandez 216030							Receivable balance
	Board Approval Date 08/27/19				1,469.40	Oct-19 / pmt rcv'd Oct-19		that will be billed in
	Grant Period 07/01/19-06/30/24				1,986.75	Nov-19 / pmt rcv'd Nov-19		September 2021
	Reporting Requirement- Mthly				5,413.36	Dec-19 / pmt rcv'd Jan-20		
					5,366.95	Jan-20 / pmt rcv'd Jan-20		
					3,442.44	Feb-20 / pmt rcv'd Feb-20		
					7,611.61	Mar-20 / pmt rcv'd Mar-20		
					11,588.06	Apr-20 / pmt rcv'd Apr-20		
					5,708.05	May-20 / pmt rcv'd May-20		
					10,405.59	Jun-20 / pmt rcv'd Jun-20		
					4,125.73	Jul-20 / pmt rcv'd Jul-20		
					5,187.12	Aug-20 / pmt rcv'd Aug-20		
					10,991.63	Sep-20 / pmt rcv'd Sep-20		
					6,162.13	Oct-20 / pmt rcv'd Oct-20		
					2,495.53	Nov-20 / pmt rcv'd Nov-20		
					4,780.86	Dec-20 / pmt rcv'd Dec-20		
					8,478.96	Jan-21 / pmt rcv'd Jan-21		
					11,058.63	Feb-21 / pmt rcv'd Feb-21		
					11,692.27	Mar-21 / pmt rcv'd Mar-21		
					10,923.73	Apr-21 / pmt rcv'd Apr-21		
					50,381.16	May-21 / pmt rcv'd May-21		
					13,120.45	Jun-21 / pmt rcv'd Jun-21		
					15,826.52	Jul-21 / pmt rcv'd Jul-21		
					40,671.45	Aug-21 / pmt rcv'd Aug-21		
2	**National Science Foundation -Six S Academy**	**122,721.00**	-	167,322.30	150,879.90		150,879.90	**(16,442.40)**
	Thomas M Ndolo 216031							Receivable balance
	Board Approval Date 01/28/2020				19,125.00	May-20 / pmt rcv'd May-20		that will be billed in
	Grant Period 01/01/2020 - 12/31/2024				-	Jun-20		September 2021
	Reporting Requirements - TBD				8,424.57	Jul-20 / pmt rcv'd Jul-20		
					16,246.53	Aug-20 / pmt rcv'd Aug-20		
					8,674.62	Sep-20 / pmt rcv'd Sep-20		
					5,490.95	Oct-20 / pmt rcv'd Oct-20		
					623.36	Nov-20 / pmt rcv'd Dec-20		
					1,003.23	Dec-20 / pmt rcv'd Dec-20		
					19,086.64	Jan-21 / pmt rcv'd Jan-21		
					9,589.07	Feb-21 / pmt rcv'd Apr-21		
					765.30	Mar-21 / pmt rcv'd Apr-21		
					5,239.51	Apr-21 / pmt rcv'd Apr-21		
					3,179.25	May-21 / pmt rcv'd May-21		
					27,018.31	Jun-21 / pmt rcv'd Jun-21		
					9,103.34	Jul-21 / pmt rcv'd Jul-21		
					17,310.22	Aug-21 / pmt rcv'd Aug-21		
3	**THECB Governor's GEER**	**537,084.00**	537,084.00	537,084.00	537,084.00		537,084.00	**-**
	Miguel Carranza 216032							
	Board Approval Date 09/22/2020				537,084.00	Advance / pmt rcv'd Sep -20		
	Grant Period 09/01/2020 - 08/31/2021							
	Reporting Requirements - Monthly							
4	**Child Care & Adult Care Food Program FY21**	**58,946.55**	4,748.55	28,678.68	25,067.03		25,067.03	**(3,611.65)**
	Sylvia Serrano 216033							Receivable balance
	Board Approval Date 09/22/2020				1,456.96	Nov-20 / pmt rcv'd Dec-20		that will be billed in
	Grant Period 10/01/2020 - 09/30/2021				4,748.55	Dec-20 / pmt rcv'd Dec-20		September 2021
	Reporting Requirements - Monthly				-	Jan-21		
					1,367.89	Feb-21/ pmt rcv'd Mar-21		
					2,609.03	Mar-21/ pmt rcv'd Mar-21		
					3,416.84	Apr-21/ pmt rcv'd Apr-21		
					3,805.92	May-21 / pmt rcv'd May-21		
					2,317.82	Jun-21 / pmt rcv'd Jun-21		
					4,328.49	Jul-21 / pmt rcv'd Jul-21		
					1,015.53	Aug-21 / pmt rcv'd Aug-21		

Summary of Grant Revenues and Expenditures

Fiscal Year 2020-2021
As of August
31, 2021

No.	Grant Name/Project Manager	Grant Budget	Advance Amount	Total Expenditures	Amount Requested	Report (s) submitted/ Payment Received	Amount Received	Amount Received Over / (Under) Expenditures
5	**Region One Adult Education & Literacy Grant**	**219,577.62**	-	116,602.03	116,602.03		116,602.03	-
	Chris Anzaldua 216034							
	Board Approval Date 08/21/2020				-	Nov-20		
	Grant Period 07/01/2020 - 06/30/2021				3,941.71	Dec-20 / pmt rcv'd Mar-21		
	Reporting Requirements - Monthly				1,490.74	Jan-21 / pmt rcv'd Mar-21		
					64.68	Feb-21 / pmt rcv'd Mar-21		
					13,747.53	Mar-21 / pmt rcv'd Apr-21		
					6,915.70	Apr-21/ pmt rcv'd May-21		
					17,187.95	May-21 / pmt rcv'd May-21		
					15,189.87	Jun-21 / pmt rcv'd Jun-21		
					58,063.85	Jul-21 / pmt rcv'd Aug-21		
						CLOSED		
6	**Bridges to the Baccalaureate Research**	**19,798.00**	-	19,630.46	19,630.46		19,630.46	-
	Shima Chaudhary 216037							
	Board Approval Date 09/22/2020							
	Grant Period 08/01/2020 - 07/31/2025				1,181.40	Dec-20 / pmt rcv'd Jan-21		
	Reporting Requirements - Monthly				3,405.60	Jan-21 / pmt rcv'd Feb-21		
					1,470.76	Feb-21 / pmt rcv'd Feb-21		
					117.66	Mar-21 / pmt rcv'd Mar-21		
					-	Apr-21		
					-	May-21		
					-	Jun-21		
					7,360.30	Jul-21 / pmt rcv'd Jul-21		
					6,094.74	Aug-21 / pmt rcv'd Aug-21		
7	**Department of Labor Susan Harwood Training Grant**	**130,053.00**	-	79,034.93	60,852.70		60,852.70	**(18,182.23)**
	Carlos Margo 216038							Receivable balance
	Board Approval Date 10/27/2020							that will be billed in
	Grant Period 09/30/2020 - 09/30/2021				1,347.77	Jan-21 / pmt rcv'd Mar-21		October 2021
	Reporting Requirement - Quarterly				6,430.00	Apr-21 / pmt rcv'd Apr-21		
					53,074.93	Jul-21 / pmt rcv'd Jul-21		
8	**Texas State Library and Archives CARES Cycle 2**	**50,000.00**	-	48,927.66	48,927.66		18,725.48	**(30,202.18)**
	Lisa Walters 216039							Receivable balance
	Board Approval Date 11/24/2020							that was billed in
	Grant Period 04/21/2020 - 08/31/2021				-	Mar-21		July and August 2021
	Reporting Requirement - Semi-annual				6,145.90	Apr-21/ pmt rcv'd May-21		
					12,579.58	May-21 / pmt rcv'd June-21		
					-	Jun-21		
					3,963.38	Jul-21 / pmt pending		
					26,238.80	Aug-21 / pmt pending		
9	**TWC Accelerate Texas IV**	**499,895.00**	-	499,802.29	490,874.29		489,193.80	**(10,608.49)**
	Elizabeth Hernandez 216043							Receivable balance
	Board Approval Date 12/13/2018				6,469.54	Mar-19 / pmt rcvd Mar-19		that was billed in August
	Grant Period 01/01/2019 - 12/31/2020				29,620.18	Apr - 19 / pmt rcvd Apr-19		and will be billed in
	Reporting Requirement - Monthly				24,838.38	May-19 / pmt rcvd May-19		September 2021
					20,806.07	Jun-19/pmt rec'd Jun-19		
					53,317.68	Jul-19 /pmt rec'd Jul-19		
					23,057.99	Aug-19/pmt rec'd Aug-19		
					36,759.42	Sep-19 / pmt rec'd Sep-19		
					34,451.63	Oct-19 / pmt rec'd Oct-19		
					27,514.14	Nov-19 / pmt rcv'd Nov-19		
					12,456.92	Dec-19 / pmt rcv'd Jan-20		
					12,457.74	Jan-20 / pmt rcv'd Jan-20		
					2,029.32	Feb-20 / pmt rcv'd Feb-20		
					6,723.69	Mar -20 pmt rcv'd Mar 20		
					663.53	Apr-20 / pmt rcv'd Apr-20		
					792.38	May-20 / pmt rcv'd May-20		
					52,112.43	Jun-20 / pmt rcv'd Jun-20		
					23,923.15	Jul-20 / pmt rcv'd Jul-20		
					14,559.93	Aug-20 / pmt rcv'd Aug-20		

Summary of Grant Revenues and Expenditures

Fiscal Year 2020-2021
As of August
31, 2021

No.	Grant Name/Project Manager	Grant Budget	Advance Amount	Total Expenditures	Amount Requested	Report (s) submitted/ Payment Received	Amount Received	Amount Received Over / (Under) Expenditures
					24,912.74	Sep-20 / pmt rcv'd Sep-20		
					9,988.69	Oct-20 / pmt rcv'd Oct-20		
					12,238.43	Nov-20 / pmt rcv'd Nov-20		
					45,691.07	Dec-20 / pmt rcv'd Dec-20		
					(8,928.00)	Jan-21 / pmt rcv'd Jan-21		
					-	Feb-21		
					-	Mar-21		
					18,083.39	Apr-21/ pmt rcv'd Apr-21		
					6,058.75	May-21 / pmt rcv'd May-21		
					247.20	Jun-21 / pmt rcv'd Jun-21		
					8.10	Jul-21 / pmt rcv'd Jul-21		
					19.80	Aug-21 / pmt pending		
	Extended: until 06/30/21							
10	**Explore! STEM FY20**	**17,279.81**	-	14,734.70	17,279.81		20,755.34	**2,545.11**
	Leonel Garcia 216046							
	Board Approval Date 06/23/2020				13,804.28	Oct-20 / pmt rcv'd Jan-21		
	Grant Period 03/20/2020 - 12/31/2020				3,475.53	Advance / pmt rcvd Jan-21		
	Reporting Requirement - At End of Project							
11	**Developing Hispanic Serving Institutions Grant**	**585,315.00**	-	174,064.74	134,916.84		134,916.84	**(39,147.90)**
	David Plummer 216047							Receivable balance
	Board Approval Date 09/22/2020				-	Nov-20		that will be billed in
	Grant Period 10/01/2020 - 09/30/2025				-	Dec-20		September 2021
	Reporting Requirement - Monthly				-	Jan-21		
					206.00	Feb-21 / pmt rcv'd Feb-21		
					-	Mar-21		
					1,648.86	Apr-21 / pmt rcv'd Apr-21		
					53,925.45	May-21 / pmt rcv'd May-21		
					10,614.97	Jun-21 / pmt rcv'd Jun-21		
					15,809.29	Jul-21 / pmt rcv'd Jul-21		
					52,712.27	Aug-21 / pmt rcv'd Aug-21		
12	**WFS Apprenticeship Expansion FY 21-22**	**115,206.00**	-	78,698.91	74,403.81		74,763.81	**(3,935.10)**
	Leonel Garcia 216048							Receivable balance
	Board Approval Date 09/22/2020				3,901.65	Dec-20 / pmt rcv'd Jan-21		that will be billed in
	Grant Period 10/01/2020 - 08/31/2022				-	Jan-21		September 2021
	Reporting Requirement - Monthly				1,018.20	Feb-21 / pmt rcv'd Mar-21		
					10,207.85	Mar-21 / pmt rcv'd Apr-21		
					12,935.47	Apr-21 / pmt rcv'd Apr-21		
					28,488.83	May-21 / pmt rcv'd Jun-21		
					3,046.89	Jun-21 / pmt rcv'd Jun-21		
					13,618.30	Jul-21 / pmt rcv'd Jul-21		
					1,186.62	Aug-21 / pmt rcv'd Aug-21		
13	**Be Aware 2: BioEnergy and Water for Agriculture Research**	**24,108.00**	-	4,315.43	490.06		490.06	**(3,825.37)**
	Maria Cervantes 216049							Receivable balance
	Board Approval Date 07/28/2020							that will be billed in
	Grant Period 09/01/2020 - 08/31/2024				-	Feb-21		September 2021
	Reporting Requirement - Monthly				-	Mar-21		
					-	Apr-21		
					-	May-21		
					-	Jun-21		
					490.06	Jul-21 / pmt rcv'd Aug-21		
					-	Aug-21		
14	Explore! STEM FY-21	**31,000.00**	-	26,375.97	-		-	**(26,375.97)**
	Leonel Garcia 216051							Receivable balance
	Board Approved Date: 2/23/21 & 3/30/31				-	Apr-21		that will be billed in
	Grant Period 03/01/2021 - 12/31/2021				-	May-21		September 2021
	Reporting Requirement -				-	Jun-21		
					-	Jul-21		
0					-	Aug-21		

Summary of Grant Revenues and Expenditures

Fiscal Year 2020-2021
As of August
31, 2021

No.	Grant Name/Project Manager	Grant Budget	Advance Amount	Total Expenditures	Amount Requested	Report (s) submitted/ Payment Received	Amount Received	Amount Received Over / (Under) Expenditures
15	Apprenticeship Tx 3 Expansion Leonel Garcia 216052 Board Approved Date: 6/22/2021 Grant Period 04/01/2021 - 09/30/2021 Reporting Requirement -	**202,898.00**	-	2,731.33	1,354.47 - 1,354.47	Jul-21 Aug-21 / pmt pending	-	**(2,731.33)** Receivable balance that was billed in August and will be billed in September 2021
16	TWC Child Care Relief Funds Sylvia G Serrano 216053 Board Approved Date: 6/22/2021 Grant Period 04/01/2021 - 08/31/2021 Reporting Requirement -	**-**	70,242.00	70,242.00	70,242.00 70,242.00	Advance / pmt rcvd Aug-2021	70,242.00	**-**
17	**Continuous Improvement Grant** Juan Carlos Aguirre 216071 Board Approval Date 10/27/15 Grant Period 11/05/15-06/30/19 Reporting Requirement- Upon Request Extended: until activities completed	**80,000.00**	80,000.00	43,996.08	80,000.00 20,000.00 10,000.00 10,000.00 10,000.00 10,000.00 10,000.00 10,000.00	Advance / pmt rcvd May-16 Advance / pmt rcvd Oct-16 Advance / pmt rcvd Apr-17 Advance / pmt rcvd Oct-17 Advance / pmt rcvd May-18 Advance / pmt rcvd Nov-18 Advance / pmt rcvd May-19	80,000.00	**36,003.92**
18	**Carl Perkins Leadership ACE - IT** Rosemond Moore 216073 Board Approval Date 07/23/2019 Grant Period 09/01/2019-08/31/2021 Reporting Requirement- Quarterly	**196,020.00**	-	189,378.10	99,625.84 - 450.00 161.53 46,508.82 1,276.87 18,733.89 32,494.73	Dec-19 Mar-20 / pmt rcv'd May-20 Jun-20 / pmt rcv'd Jul-20 Sep-20 / pmt rcv'd Oct-20 Dec-20 / pmt rcv'd Feb 21 Mar-21 / pmt rcv'd May-21 Jun-21 / pmt rcv'd July-21	99,625.00	**(89,753.10)** Receivable balance that will be billed in September 2021
19	**Carl Perkins Leadership DCCCD** Ali Esmaeili 216075 Board Approval Date: August 27, 2019 Grant Period 05/08/20 - 08/31/21 Reporting Requirement - Monthly	**10,025.00**	-	6,242.04	4,571.34 - - - 631.34 - - - 2,093.29 - - - - 1,846.71 - -	Jun-20 Jul-20 Aug-20 Sep-20 / pmt rcv'd Nov-20 Oct-20 Nov-20 Dec-20 Jan-21 / pmt rcv'd Feb 21 Feb-21 Mar-21 Apr-21 May-21 Jun-21 / pmt rcv'd Jun-21 Jul-21 Aug-21	4,571.34	**(1,670.70)** Receivable balance that will be billed in September 2021
20	**Carl Perkins Basic 2021** Samantha Uriegas 216084 Board Approval Date 8/21/20 Grant Period 09/01/20-08/31/21 Reporting Requirement-Qtrly	**1,805,785.00**	-	1,709,078.00	986,101.98 199,527.53 434,218.36 352,356.09	Dec-20 / pmt rcv'd Jan-21 Mar-21 / pmt rcv'd May-21 Jun-21 / pmt rcv'd Jul-21	986,102.00	**(722,976.00)** Receivable balance that will be billed in September 2021

Summary of Grant Revenues and Expenditures

Fiscal Year 2020-2021
As of August
31, 2021

No.	Grant Name/Project Manager	Grant Budget	Advance Amount	Total Expenditures	Amount Requested	Report (s) submitted/ Payment Received	Amount Received	Amount Received Over / (Under) Expenditures
21	**Child Care Access Means Parents in School (CCAMPIS)**	**464,900.00**	-	553,726.79	544,561.79		544,561.79	**(9,165.00)**
	Cecilia Villagran 216119							Receivable balance
	Board Approval Date 10/24/17				20,739.50	Dec-18 / pmt rcvd Dec-18		that will be billed in
	Grant Period 10/01/18-09/30/22				29,014.00	Jan-19 / pmt rcvd Jan-19		September 2021
	Reporting Requirement-Mthly				15,350.00	Feb-19 / pmt rcvd Feb-19		
					-	Mar-19		
					41,802.00	Apr-19 / pmt rcvd Apr-19		
					21,480.00	May-19 / pmt rcvd May-19		
					13,788.00	Jun-19 / pmt rcv'd Jun-19		
					12,468.00	Jul-19 / pmt rcv'd Jul-19		
					2,136.00	Aug-19 / pmt rcv'd Aug-19		
					11,204.00	Sep-19 / pmt rcv'd Sep-19		
					19,268.00	Oct-19 / pmt rcv'd Oct-19		
					21,476.00	Nov-19 / pmt rcv'd Nov-19		
					-	Dec-19		
					30,501.52	Jan-20 / pmt rcv'd Jan-20		
					17,538.00	Feb-20 / pmt rcv'd Feb-20		
					20,280.00	Mar -20 / pmt rcv'd Mar-20		
					50,407.40	May-20 / pmt rcvd May-20		
					4,000.00	Jun-20 / pmt rcv'd Jun-20		
					-	Jul-20		
					-	Aug-20		
					-	Sep-20		
					23,454.75	Oct-20 / pmt rcv'd Oct-20		
					12,065.00	Nov-20 / pmt rcv'd Dec-20		
					16,180.00	Dec-20 / pmt rcv'd Dec-20		
					9,989.17	Jan-21 / pmt rcv'd Jan-21		
					8,775.00	Feb-21 / pmt rcv'd Feb-21		
					15,845.00	Mar-21 / pmt rcv'd Mar-21		
					17,788.85	Apr-21 / pmt rcv'd Apr-21		
					73,107.65	May-21 / pmt rcv'd May-21		
					9,000.00	Jun-21 / pmt rcv'd Jun-21		
					17,878.95	Jul-21 / pmt rcv'd Jul-21		
					9,025.00	Aug-21 / pmt rcv'd Aug-21		
22	**TWC Ability to Benefit - Pell**	**159,446.00**	-	102,220.42	102,220.42		102,220.42	-
	Elias Hernandez 216419							
	Board Approval Date: 12/13/18				1,672.87	Mar-19 / pmt rcvd Mar-19		
	Grant Period 01/01/19 - 12/31/20				1,807.10	Apr-19 / pmt rcvd Apr-19		
	Reporting Requirement - Monthly				1,806.98	May-19 / pmt rcv'd May-19		
					1,734.12	Jun-19 / pmt rcvd Jun-19		
					1,243.04	Jul-19 / pmt rcvd Jul-19		
					1,027.33	Aug-19 / pmt rcvd Aug-19		
					9,138.03	Sep-19 / pmt rcvd Sep-19		
					2,957.04	Oct-19 / pmt rcvd Oct-19		
					22,317.18	Nov-19 / pmt rcvd Nov-19		
					8,631.01	Dec-19 / pmt rcv'd Jan-20		
					1,632.73	Jan-20 / pmt rcv'd Jan-20		
					1,830.40	Feb-20 / pmt rcv'd Feb-20		
					1,092.05	Mar -20 pmt rcv'd Mar-20		
					278.96	Apr -20 pmt rcv'd Apr 20		
					3,857.91	May -20 / pmt rcv'd May-20		
					8,730.07	Jun-20 / pmt rcv'd Jun-20		
					1,711.91	Jul-20 / pmt rcv'd Jul-20		
					2,813.80	Aug-20 / pmt rcv'd Aug-20		
					471.99	Sep-20 / pmt rcv'd Sep-20		
					105.14	Oct-20 / pmt rcv'd Oct-20		
					6.29	Nov-20 / pmt rcv'd Nov-20		
					4,524.00	Dec-20 / pmt rcv'd Dec-20		
					-	Jan-21		

Summary of Grant Revenues and Expenditures

Fiscal Year 2020-2021
As of August
31, 2021

No.	Grant Name/Project Manager	Grant Budget	Advance Amount	Total Expenditures	Amount Requested	Report (s) submitted/ Payment Received	Amount Received	Amount Received Over / (Under) Expenditures
					7,843.63	Feb-21 / pmt rcv'd Mar-21		
					2,047.03	Mar-21 / pmt rcv'd Mar-21		
					3,367.01	Apr-21 / pmt rcv'd Apr-21		
					1,280.09	May-21 / pmt rcv'd May-21		
					81.60	Jun-21 / pmt rcv'd Jun-21		
					8,211.11	Jul-21 / pmt rcv'd Jul-21		
	Extended: until 06/30/21					CLOSED		
23	Texas Reskilling Support Fund	**112,500.00**	112,500.00	-	112,500.00		112,500.00	**112,500.00**
	Olivia De La Rossa 216421							
	Board Approved Date: 1/12/21				56,250.00	Advance / pmt rcvd Mar-21		
	Grant Period 01/21/21- 12/31/2				56,250.00	Advance / pmt rcvd Aug-21		
	Reporting Requirement- Upon Request							
24	Texas Reskilling Support Fund	**112,500.00**	112,500.00	102,786.00	112,500.00		112,500.00	**9,714.00**
	Matthew Hebbard 216423							
	Board Approved Date: 1/12/21				56,250.00	Advance / pmt rcvd May-21		
	Grant Period 03/16/21- 2/15/22				56,250.00	Advance / pmt rcvd June-21		
	Reporting Requirement- Upon Request							
25	**CARES Act HEERF - MSI**	**1,255,089.00**	-	2,598,039.00	2,554,239.00		2,422,239.00	**(175,800.00)**
	Matthew Hebbard 216770							Receivable balance
	Board Approval Date: 06/23/20				766,879.00	Aug-20 / pmt rcv'd Aug-20		that was billed in August
	Grant Period 06/08/20 - 04/12/2022				120,928.00	Sep-20 / pmt rcv'd Sep-20		and will be billed in
	Reporting Requirement - Drawdowns Monthly				(213,302.70)	Oct-20 / refund Nov-20		September 2021
					(152,332.30)	Nov-20 / refund Nov-20		
					(1,173.00)	Dec-20 / refund Dec-20		
					478,095.90	Jan-21 / pmt rcv'd Jan-21		
					11,827.50	Feb-21 / pmt rcv'd Feb-21		
					255,716.60	Mar-21 / pmt rcv'd Mar-21		
					(600.00)	Apr-21 / refund Apr-21		
					600.00	May-21 / pmt rcv'd Jun-21		
					736,800.00	Jun-21 / pmt pending*		
					364,800.00	Jul-21 / pmt rcv'd Jul-21		
					186,000.00	Aug-21 / pmt pending*		
26	**CARES Act HEERF II- Institutional**	**32,178,403.00**	-	11,433,343.19	11,433,343.19		11,415,118.24	**(18,224.95)**
	Mary Elizondo 216772							Receivable balance
	Board Approval Date: 1/26/2021				5,340,189.00	Apr-21 / pmt rcv'd Apr-21		that was billed in
	Grant Period 01/15/21- 01/14/22				6,028,210.24	Jun-21 / pmt rcv'd Jul-21		August 2021
	Reporting Requirement - Drawdowns Monthly				42,255.00	Jul-21 / pmt rcv'd Jul-21		
					22,688.95	Aug-21 / pmt pending*		
27	**CARES Act HEERF II- Institutional**	**37,592,196.00**	-	99,100.00	99,100.00		99,100.00	**-**
	Mary Elizondo 216773							
	Board Approval Date: 5/25/2021				99,100.00	Aug-21 / pmt rcv'd Aug-21		
	Grant Period 05/20/21- 05/19/22							
	Reporting Requirement - Drawdowns Monthly							
	Total Federal Grants	***76,952,175.98***	***917,074.55***	***18,969,337.04***	***18,126,257.00***		***17,946,629.62***	***(1,026,182.95)***
State Grants								
28	**Work-Study Mentorship Program FY20**	**113,498.00**	113,498.00	113,498.00	113,498.00		113,498.00	**-**
	Juan Miguel Galvan 226006							
	Board Approval Date 09/24/19				113,498.00	Advance / pmt rcvd Nov-19		
	Grant Period 09/01/19 - 08/31/21							
	Reporting Requirement- End of each semester							

Summary of Grant Revenues and Expenditures

Fiscal Year 2020-2021
As of August
31, 2021

No.	Grant Name/Project Manager	Grant Budget	Advance Amount	Total Expenditures	Amount Requested	Report (s) submitted/ Payment Received	Amount Received	Amount Received Over / (Under) Expenditures
29	**Work-Study Mentorship Program 2020 - 2021**	**76,214.00**	76,214.00	12,129.30	76,214.00		76,214.00	**64,084.70**
	Juan Miguel Galvan 226007							
	Board Approval Date 09/22/20				84,290.00	Advance / pmt rcvd Oct-20		
	Grant Period 09/01/20 - 08/31/21				(8,076.00)	Apr-21 / refund Apr-21		
	Reporting Requirement- End of each semester							
30	**TWC Skills for Small Business FY21**	**210,000.00**	-	155,003.10	154,735.10		154,735.10	**(268.00)**
	Jose Raul Ruiz 226013							Receivable balance
	Board Approval Date 11/24/20							that will be billed in
	Grant Period 12/15/20 - 12/31/21				10,150.00	Jan-21 / pmt rcv'd Jan-21		September2021
	Reporting Requirement- Monthly				38,018.50	Feb-21 / pmt rcv'd Mar-21		
					8,884.55	Mar-21 / pmt rcv'd Mar-21		
					6,834.45	Apr-21 / pmt rcv'd Apr-21		
					13,938.20	May-21 / pmt rcv'd May-21		
					3,940.70	Jun-21 / pmt rcv'd Jun-21		
					31,717.00	Jul-21 / pmt rcv'd Jul-21		
					41,251.70	Aug-21 / pmt rcv'd Aug-21		
31	**TWC Skills 27**	**1,057,620.00**	-	965,344.92	965,344.92		965,344.92	**-**
	Daniel Masten 226126				-	Apr-19		
	Board Approval Date 02/26/2019				5,556.58	May-19 / pmt rcvd May-19		
	Grant Period 03/12/19 - 02/29/21				19,135.28	Jun-19 / pmt rcvd Jun-19		
	Reporting Requirement - Mthly				39,407.32	Jul-19 / pmt rcvd Jul-19		
					24,087.83	Aug-19 / pmt rcvd Aug-19		
					64,225.98	Sep-19 / pmt rcvd Sep-19		
					16,637.38	Oct-19 / pmt rcvd Oct-19		
					47,207.68	Nov-19 / pmt rcvd Nov-19		
					68,998.98	Dec-19 / pmt rcv'd Jan-20		
					67,509.43	Jan-20 / pmt rcv'd Jan-20		
					34,209.25	Feb-20 / pmt rcv'd Feb-20		
					38,303.65	Mar-20 / pmt rcvd Mar-20		
					39,459.90	Apr-20 / pmt rcv'd Apr -20		
					52,370.87	May-20 / pmt rcv'd May -20		
					23,364.94	Jun-20 / pmt rcv'd Jun-20		
					29,991.58	Jul-20 / pmt rcv'd Jul-20		
					13,529.48	Aug-20 / pmt rcv'd Aug-20		
					18,089.67	Sep-20 /pmt rcv'd Sep20		
					6,695.92	Oct-20 / pmt rcv'd Oct-20		
					7,398.92	Nov-20 / pmt rcv'd Nov-20		
					6,080.76	Dec-20 / pmt rcv'd Dec-20		
					5,034.24	Jan-21 / pmt rcv'd Jan-21		
					161,211.17	Feb-21 / pmt rcv'd Mar-21		
					44,828.94	Mar-21 / pmt rcv'd Mar-21		
					18,225.03	Apr-21 / pmt rcv'd Apr-21		
					45,899.48	May-21 / pmt rcv'd May-21		
					67,884.66	Jun-21 / pmt rcv'd Aug-21		
32	**TWC SDF COVID -19 Special Initiative**	**350,000.00**	-	311,273.28	311,273.28		280,000.00	**(31,273.28)**
	Jose R Ruiz 226127				-	Jul-20		Receivable balance
	Board Approval Date 06/01/2020				26,519.00	Aug-20 / pmt rcv'd Aug-20		that was billed in
	Grant Period 06/08/20 - 06/30/21				46,110.05	Sep-20 /pmt rcv'd Sep20		June, July and Aug 2021
	Reporting Requirement - Mthly				37,443.83	Oct-20 / pmt rcv'd Oct-20		
					12,116.84	Nov-20 / pmt rcv'd Nov-20		
					9,143.84	Dec-20 / pmt rcv'd Dec-20		
					8,828.00	Jan-21 / pmt rcv'd Jan-21		
					97,641.75	Feb-21 / pmt rcv'd in Mar-21 & Jun-21		
					29,146.05	Mar-21 / pmt pending*		
					28,656.77	Apr-21 / pmt rcv'd Apr-21		
					9,129.85	May-21 / pmt rcv'd May-21		
					5,909.60	Jun-21 / pmt pending**		
					620.50	Jul-21 / pmt pending**		
					7.20	Aug-21 / pmt pending**		

Summary of Grant Revenues and Expenditures

Fiscal Year 2020-2021
As of August
31, 2021

No.	Grant Name/Project Manager	Grant Budget	Advance Amount	Total Expenditures	Amount Requested	Report (s) submitted/ Payment Received	Amount Received	Amount Received Over / (Under) Expenditures
33	**TWC Skills 28**	**332,042.00**	-	224,233.46	222,147.16		222,147.16	**(2,086.30)**
	Leonel Garcia 226128							Receivable balance
	Board Approval Date				504.00	Apr-20 / pmt rcv'd Apr-20		that will be billed
	Grant Period 03/09/20 - 08/31/21				6,411.38	May-20 / pmt rcv'd May -20		in September 2021
	Reporting Requirement - Mthly				26,970.06	Jun-20 / pmt rcv'd Jun-20		
					19,188.99	Jul-20 / pmt rcv'd Jul-20		
					11,236.08	Aug-20 / pmt rcv'd Aug-20		
					16,380.61	Sep-20 /pmt rcv'd Sep20		
					15,390.47	Oct-20 / pmt rcv'd Oct-20		
					7,134.95	Nov-20 / pmt rcv'd Nov-20		
					53,644.90	Dec-20 / pmt rcv'd Dec-20		
					1,548.28	Jan-21 / pmt rcv'd Jan-21		
					6,343.83	Feb-21 / pmt rcv'd Mar-21		
					19,041.45	Mar-21 / pmt rcv'd Mar-21		
					11,721.64	Apr-21 / pmt rcv'd Apr-21		
					9,121.10	May-21 / pmt rcv'd May21		
					9,331.19	Jun-21 / pmt rcv'd Jun-21		
					3,675.18	Jul-21 / pmt rcv'd Jul-21		
					4,503.05	Aug21 / pmt rcv'd Augl-21		
34	**TWC Skills Developmental Fund - Shell Contract**	**50,000.00**	-	-	-		-	-
	Leonel Garcia 226129				-	Apr-21		
	Board Approval Date				-	May-21		
	Grant Period 04/15/21 - 03/31/22				-	Jun-21		
	Reporting Requirement - Mthly				-	Jul-21		
					-	Aug-21		
35	**2018 College Readiness and Success - Completion Funds**	**175,088.00**	122,897.00	122,897.00	122,897.00		122,897.00	-
	Florinda Rodriguez 226234							
	Board Approval Date 08/28/18				66,638.00	Advance / pmt rcvd May-19		
	Grant Period 08/15/18 - 08/31/20				31,500.00	Advance / pmt rcvd May-20		
	Reporting Requirement- as requested by grantor				24,759.00	Advance / pmt rcvd Jun-20		
	No official program end date to use funds							
36	**Nursing Shortage Reduction Program**	**194,286.86**	194,286.86	194,286.86	194,286.86		194,286.86	-
	Jayson Valerio 226400							
	Board Approval Date: 11/28/17							
	Grant Period 09/01/17 - 8/31/21				194,286.86	Advance / pmt rcvd Feb-18		
	Reporting Requirement- Annual							
						Annual report due September		
37	**Nursing Shortage Reduction Program**	**504,544.87**	504,544.87	274,118.81	504,544.87		504,544.87	**230,426.06**
	Jayson Valerio 226401							
	Board Approval Date: 05/29/18				112,562.00	Advance / pmt rcvd Aug-18		
	Grant Period 05/01/18 - 4/30/22				112,543.00	Advance / pmt rcvd Sep-18		
	Reporting Requirement- Annual				(129,869.00)	Refund sent Nov-19		
					409,308.87	Advance / pmt rcvd Jan-20		
						Annual report due September		
38	**Nursing Shortage Reduction Program**	**84,626.50**	84,626.50	-	84,626.50		84,626.50	**84,626.50**
	Jayson Valerio 226402							
	Board Approval Date: 11/26/19							
	Grant Period 10/09/19 - 10/08/24				84,626.50	Advance / pmt rcvd Nov-19		
	Reporting Requirement- Annual							
	Total State Grants	***3,147,920.23***	***1,096,067.23***	***2,372,784.73***	***2,749,567.69***		***2,718,294.41***	***345,509.68***
Local/Private Grants								

Summary of Grant Revenues and Expenditures

Fiscal Year 2020-2021
As of August
31, 2021

No.	Grant Name/Project Manager	Grant Budget	Advance Amount	Total Expenditures	Amount Requested	Report (s) submitted/ Payment Received	Amount Received	Amount Received Over / (Under) Expenditures
39	**City of McAllen Phase 24**	**260,000.00**	-	258,033.16	246,877.72		246,877.72	**(11,155.44)**
	Leonel Garcia 236016							Receivable balance
	Board Approval Date 10/27/20				22,756.98	Nov-20 / pmt rcv'd Dec-20		that will be billed
	Grant Period 10/01/20 - 09/30/21				55,439.00	Dec-20 / pmt rcv'd Jan-21		in September 2021
	Reporting Requirement- Mthly				4,997.46	Jan-21 / pmt rcv'd Jan-21		
					21,918.81	Feb-21 / pmt rcv'd March-21		
					8,420.00	Mar-21 / pmt rcv'd March-21		
					13,492.68	Apr-21 / pmt rcv'd Apr-21		
					22,705.92	May-21 / pmt rcv'd May21		
					38,916.26	Jun-21 / pmt rcv'd Jun-21		
					39,890.01	Jul-21 / pmt rcv'd Jul-21		
					18,340.60	Aug-21 / pmt rcv'd Aug-21		
	Edinburg Economic Development Corporation	**93,110.00**	91,381.08	92,389.39	93,110.00		1,728.92	**720.61**
40	Leonel Garcia 236032							Payable balance
	Board Approval Date 9/25/2018				1,728.92	Sep-19 / pmt rcv'd Sep-19		that will be returned
	Grant Period 06/01/2019 - 05/31/2020				91,381.08	Advance / pmt rcv'd Sep-19		in September 2021
	Reporting Requirement- Monthly					CLOSED		
	Extended 12/31/2020							
41	**Workforce Solutions -RGV Partnership Short Term Training**	**40,000.00**	10,000.00	24,156.00	24,156.00		24,156.00	**-**
	Olivia De La Rosa 236035							
	Board Approval Date: 07/28/20				10,000.00	Advance / pmt rcvd Sep-20		
	Grant Period 08/03/20-08/31/21				-	Oct -20		
	Reporting Required- Monthly				-	Nov -20		
					-	Dec -20		
					-	Jan-21		
					14,156.00	Feb-21 / pmt rcv'd Feb-21		
					-	Mar-21		
					-	Apr-21		
					-	May-21		
					-	Jun-21		
					-	Jul-21		
					-	Aug-21		
42	**Weslaco EDC FY21**	**75,000.00**	-	74,746.00	50,806.00		50,806.00	**(23,940.00)**
	Leonel Garcia 236036							Receivable balance
	Board Approval Date: 10/27/20				-	Oct -20		that will be billed
	Grant Period 10/01/20-09/30/21				-	Nov -20		after completion of
	Reporting Required- End of Class				-	Dec-20		course
					-	Jan-21		
					21,798.00	Feb-21/ pmt rcv'd Mar-21		
					-	Mar-21		
					4,032.00	Apr 21/ pmt rcv'd May-21		
					6,216.00	May-21/ pmt rcv'd Jun-21		
					7,112.00	Jun-21 / pmt rcv'd Jun-21		
					7,168.00	Jul-21 / pmt rcv'd Jul-21		
					4,480.00	Aug-21 / pmt rcv'd Aug-21		
43	**TexPREP Roma Independent School District**	**180,000.00**	207,344.03	199,918.91	216,000.00		216,000.00	**16,081.09**
	Rebecca De Leon 236040							
	Board Approval Date:				36,000.00	Jul-15 / pmt rcv'd Jul-15		
	Grant Period 06/01/15-08/31/20				36,000.00	Jul-16 / pmt rcv'd Jul-16		
	MOU-No Reporting Required				36,000.00	Apr-17 / pmt rcv'd Apr-17		
					36,000.00	Jul-18 / pmt rcv'd Jul-18		
					36,000.00	May-19 / pmt rcv'd May-19		
					36,000.00	May-21 / pmt rcv'd Jun-21		
						No Reporting Required		
	Extended: Ongoing agreement, no end date							

Summary of Grant Revenues and Expenditures

Fiscal Year 2020-2021
As of August
31, 2021

No.	Grant Name/Project Manager	Grant Budget	Advance Amount	Total Expenditures	Amount Requested	Report (s) submitted/ Payment Received	Amount Received	Amount Received Over / (Under) Expenditures
44	**TexPREP Weslaco Independent School District**	**126,000.00**	126,000.00	100,134.82	126,000.00		90,000.00	**25,865.18**
	Rebecca De Leon 236041							
	Board Approval Date:				9,000.00	Jun-16 / pmt rcv'd Jun-16		
	Grant Period 02/17/16-08/31/20				18,000.00	Jun-17 / pmt rcv'd Jun-17		
	MOU-No Reporting Required				27,000.00	Jun-18 / pmt rcv'd Jun-18		
					36,000.00	Jun-19 / pmt rcv'd Jun-19		
					36,000.00	May-21 / pmt rcv'd Jun-21		
						No Reporting Required		
	Extended: Ongoing agreement, no end date							
45	**TexPREP PSJA Independent School District**	**172,200.00**	172,200.00	133,693.67	172,200.00		136,200.00	**38,506.33**
	Rebecca De Leon 236042							
	Board Approval Date:				28,200.00	Jul-16 / pmt rcv'd Aug-16		
	Grant Period 02/17/16-08/31/20				36,000.00	May-17 / pmt rcv'd May-17		
	MOU-No Reporting Required				36,000.00	Jul-18 / pmt rcv'd Jul-18		
					36,000.00	Jun-19 / pmt rcv'd Jun-19		
					36,000.00	May-21 / pmt rcv'd Jun-21		
						No Reporting Required		
	Extended: Ongoing agreement, no end date							
46	**TexPREP Hidalgo Independent School District**	**108,000.00**	108,000.00	97,676.26	108,000.00		108,000.00	**10,323.74**
	Rebecca De Leon 236043							
	Board Approval Date:				36,000.00	Jul-17 / pmt rcvd July-17		
	Grant Period 05/01/17-08/31/20				36,000.00	Jun-17 / pmt rcvd Jul-18		
	MOU-No Reporting Required				36,000.00	May-19 / pmt rcvd May-19		
						No Reporting Required		
	Extended: Ongoing agreement, no end date							
47	**WFS STC Online Program Support Expansion Grant**	**164,610.00**	-	164,000.89	159,865.95		159,865.95	**(4,134.94)**
	Leonel O Garcia 236061							Receivable balance
	Board Approval Date: 06/23/20				12,000.00	Aug-20 / pmt rcv'd Sep-20		that will be billed in
	Grant Period 05/01/20-08/31/21				35,490.29	Sep-20 / pmt rcv'd Oct-20		September 2021
	Reporting Requirement- 10th each month				29,850.00	Oct-20 / pmt rcv'd Oct-20		
					3,708.23	Nov-20 / pmt rcv'd Nov-20		
					15,590.36	Dec-20 / pmt rcv'd Dec-20		
					17,577.96	Jan-21 / pmt rcv'd Jan-21		
					3,950.99	Feb-21 / pmt rcv'd Feb-21		
					28,026.47	Mar-21 / pmt rcv'd Mar-21		
					1,705.51	Apr-21 / pmt rcv'd Apr-21		
					5,530.88	May-21 / pmt rcv'd May-21		
					2,779.45	Jun-21 / pmt rcv'd Jun-21		
					415.75	Jul-21 / pmt rcv'd Aug-21		
					3,240.06	Aug-21 / pmt rcv'd Aug-21		
48	**Inventors and Entrepreneur Collaboration**	**2,500.00**	2,500.00	1,516.75	2,500.00		2,500.00	**983.25**
	Mario Reyna 236070							
	Board Approval Date: NA				2,500.00	Advance / pmt rcvd Mar-17		
	Grant Period 12/07/16- 12/31/21							
	Reporting Requirement- As requested					As Requested by Grantor		
49	**Child Care Quality Training CDA**	**79,804.70**	-	57,423.85	57,423.85		57,423.85	**-**
	Veronica Rodriguez 236126				-	Apr-19 to Aug19		
	Board Approval Date: 01/29/2019				13,783.00	Sep-19 / pmt rcv'd Oct-19		
	Grant Period 02/08/19- 12/31/19				2,710.70	Oct-19 / pmt rcv'd Oct-19		
	Reporting Requirement- Monthly				10,336.00	Nov-19 / pmt rcv'd Nov-19		
					-	Dec-19		
					-	Jan-20		
					7,942.00	Feb-20 / pmt rcv'd Mar- 20		
					1,780.35	Mar -20 / pmt rcv'd Apr -20		
					6,292.00	Apr-20 / pmt rcv'd May-20		

Summary of Grant Revenues and Expenditures

Fiscal Year 2020-2021
As of August
31, 2021

No.	Grant Name/Project Manager	Grant Budget	Advance Amount	Total Expenditures	Amount Requested	Report (s) submitted/ Payment Received	Amount Received	Amount Received Over / (Under) Expenditures
					-	May -20		
					-	Jun -20		
					-	Jul -20		
					-	Aug-20		
					-	Sep-20		
					-	Oct-20		
					-	Nov-20		
					-	Dec-20		
					-	Jan-21		
					8,699.80	Feb-21 / pmt rcv'd Mar-21		
					5,880.00	Mar21 / pmt rcv'd Apr-21		
					-	Apr-21		
					-	May-21		
					-	Jun-21		
					-	Jul-21		
					-	Aug-21		
	Extended: 9/30/21							
50	**Strengthening Guided Pathways**	**30,000.00**	30,000.00	-	30,000.00		30,000.00	**30,000.00**
	Christopher Nelson 246024							
	Board Approval Date: 06/25/19				30,000.00	Advance / pmt rcvd Aug-19		
	Grant Period: 06/01/2019 - 12/31/2020							
	Reporting Requirement -TBD							
	Extended: 08/31/2021							
51	**AT&T Aspire**	**101,570.00**	101,570.00	18,002.94	101,570.00		101,570.00	**83,567.06**
	Jose Moroles 246044							
	Board Approval Date: 08/27/19				101,570.00	Advance / pmt rcvd Aug-19		
	Grant Period: 09/01/2019 - 08/31/2020							
	Reporting Requirement -TBD							
	Extended: no cost extension to 11/30/2021							
52	**Rio South Texas ECDF**	**314,150.00**	-	302,072.14	302,072.14		302,072.14	-
	Leonel O. Garcia 246046							
	Board Approval Date: 05/22/20				1,298.13	July-20 / pmt rcv'd Aug-20		
	Grant Period: 06/01/2020 - 06/15/2021				1,275.25	Aug-20 / pmt rcv'd Sep-20		
	Reporting Requirement -Monthly & CMOPT Report				43,450.80	Sep-20 / pmt rcv'd Sep-20		
					5,418.12	Oct-20 / pmt rcv'd Nov-20		
					66,102.63	Nov-20 / pmt rcv'd Dec-20		
					19,046.17	Dec-20 / pmt rec'd Feb 20		
					77,122.83	Jan-21 / pmt rec'd Feb 20		
					368.93	Feb-21 / pmt rcv'd Mar-21		
					5,017.05	Mar-21 / pmt rcv'd Mar-21		
					2,841.24	Apr-21 / pmt rcv'd Apr-21		
					68,991.40	May-21 / pmt rcv'd May-21		
					7,010.48	Jun-21 / pmt rcv'd Jun-21		
					4,129.11	Jul-21 / pmt rcv'd Aug-21		
53	**GOOGLE IT Certificate Program**	**10,000.00**	10,000.00	10,000.00	10,000.00		10,000.00	**0.00**
	Saeed Molki 246048							
	Board Approval Date: 04/30/20				6,500.00	Advance / pmt rcv'd Oct-20		
	Grant Period: 08/01/2020 - 12/01/2020				3,500.00	Nov-20 / pmt rcv'd Dec-20		
	Reporting Requirement: As Milestones are Met							
54	**BBVA Community Foundation Robotics**	**8,000.00**	8,000.00	7,955.20	8,000.00		8,000.00	**44.80**
	Leonel Garcia 246053							
	Board Approval Date: 10/27/20				8,000.00	Advance / pmt rcv'd Nov-20		
	Grant Period: 11/01/2020 - 10/31/2021							
	Reporting Requirement -TBD							
55	**Texas Communities Foundation (TRSDA donation)**	**2,000.00**	2,000.00	1,000.00	2,000.00		2,000.00	**1,000.00**
	Ali Esmaeili 246081							
	Board Approval Date:							
	Grant Period 02/28/18 - TBD				2,000.00	Advance / pmt rcvd Aug-18		
	Reporting Requirement - TBD							

Summary of Grant Revenues and Expenditures

Fiscal Year 2020-2021
As of August
31, 2021

No.	Grant Name/Project Manager	Grant Budget	Advance Amount	Total Expenditures	Amount Requested	Report (s) submitted/ Payment Received	Amount Received	Amount Received Over / (Under) Expenditures
56	Educate Texas RGV Focus - STC Certficiaton	**25,000.00**	25,000.00	20,935.75	25,000.00		25,000.00	**4,064.25**
	Isac Garza 246082							
	Board Approval Date:				25,000.00	Advance / pmt rcvd Apr-21		
	Grant Period 04/01/21 - 05/31/21							
	Reporting Requirement - TBD							
57	**Community Health Project - Knapp Medical Center**	**50,000.00**	50,000.00	50,000.00	50,000.00		50,000.00	**-**
	Jayson Valerio 246136							
	Board Approval Date: 01/30/18				7,460.75	Advance / pmt rcvd Mar-18		
	Grant Period 03/19/18 - 03/18/21				7,460.75	Advance / pmt rcvd Jun-18		
	Reporting Requirement - Semi-annual				19,960.75	Advance / pmt rcvd Jan-19		
						Report submitted January 25, 2019		
					5,039.25	Advance / pmt rcvd Feb-19		
					5,039.25	Advance / pmt rcvd Jun-20		
					5,039.25	Advance / pmt rcvd Aug-20		
	Extended: 03/18/21							
58	**Texas Affordable Baccalaureate Medical and Health Science**	**73,450.00**	73,450.00	73,450.00	73,450.00		73,450.00	**-**
	Kevin Peek 246141							
	Board Approval Date: 07/24/18				36,725.00	Advance/ pmt rcvd Oct-18		
	Grant Period 08/08/18 - 08/01/23				36,725.00	Advance/ pmt rcvd Sep-19		
	Reporting Requirement - Semi-annual							
	Reporting Requirement - TBD							
59	**TAB - BASOL / TMGT**	**67,733.00**	67,733.00	67,733.00	67,733.00		67,733.00	**0.00**
	Kevin Peek 246142							
	Board Approval Date: 01/29/19				33,866.50	Advance/ pmt rcvd Oct-18		
	Grant Period 02/06/19 - 01/01/24				33,866.50	Advance/ pmt rcvd Jun-20		
	Reporting Requirement - Due annually							
60	**Catch the Next Dream Catchers Program**	**36,000.00**	36,000.00	34,834.78	36,000.00		36,000.00	**1,165.22**
	Margaretha Bischoff 246150-R23010							
	Mario Morin 246150-R21201				10,000.00	Advance / pmt rcvd Sep-17		
	Board Approval Date: 09/19/17				8,000.00	Advance / pmt rcvd Oct-17		
	Grant Period 07/01/17 - 06/30/18				10,000.00	Advance / pmt rcvd Sep-18		
	Reporting Requirement - TBD				8,000.00	Advance / pmt rcvd Jun-19		
						Closed		
	Extended: no cost extension to 6/30/19, then 9/1/19, final to 10/31/19							
61	**Educate Tx Employer Apprenticeship**	**25,000.00**	-	19,410.00	25,000.00		25,000.00	**5,590.00**
	Leonel Garcia 246155							
	Board Approval Date: 03/30/21				25,000.00			
	Grant Period 04/01/21 - 12/15/2021							
	Reporting Requirement - Due annually							
	Total Local/Private Grants	***2,044,127.70***	***1,121,178.11***	***1,809,083.51***	***1,987,764.66***		***1,824,383.58***	***178,681.15***
	GRAND TOTAL	**82,144,223.91**	**3,134,319.89**	**23,151,205.28**	**22,863,589.35**		**22,489,307.61**	**(501,992.12)**

Note: This is not an all inclusive listing of STC's grants. Student specific grants are handled by Billings & Receivable Department and are not included on this list.

Summary of Grant Revenues and Expenditures

Fiscal Year 2020-2021
As of August 31, 2021

Types of Grants	*No.*	Budget	Advance Amount	Expenditures	Amount Requested	Received	Amount Received Over / (Under) Expenditures
Federal Grants	27	76,952,175.98	917,074.55	18,969,337.04	18,126,257.00	17,946,629.62	(1,026,182.95)
State Grants	11	3,147,920.23	1,096,067.23	2,372,784.73	2,749,567.69	2,718,294.41	345,509.68
Local / Private Grants	23	2,044,127.70	1,121,178.11	1,809,083.51	1,987,764.66	1,824,383.58	178,681.15
Total	**61**	**82,144,223.91**	**3,134,319.89**	**23,151,205.28**	**22,863,589.35**	**22,489,307.61**	**(501,992.12)**

.

13

Summary of Bid Solicitations.

SOUTH TEXAS COLLEGE
SUMMARY OF SOLICITATIONS
FY 2021 - 2022

BID NUMBER	ITEM	ADVERTISING DATE	OPENING DATE	PROJECTED BOARD MONTH	AWARD DATE
21-22-1001	Property and Casualty Insurance	05/19/21 05/26/21	6/11/2021	July	7/27/2021
21-22-1002	Childcare Services	05/19/21 05/26/21	6/18/2021	July	7/27/2021
21-22-1003	Printing Projects	05/26/21 06/02/21	6/10/2021	July	7/27/2021
21-22-1004	Promotional Items for Student Outreach	06/09/21 06/16/21	6/24/2021	August	8/28/2021
21-22-1005	Promotional T-Shirts for Student Outreach	06/09/21 06/16/21	6/24/2021	August	8/28/2021
21-22-1006	Welding Gases, Metals, and Supplies	07/07/21 07/14/21	7/22/2021	August	8/28/2021
21-22-1007	Cyber Liability Insurance	07/02/21 07/28/21	8/11/2021	August	8/28/2021
21-22-1008	Architectural Services for Mid Valley Campus Workforce Center Bldg D - Automotive Lab, HVACR Classroom and Outdoor Lab, and Welding Lab Expansions	08/11/21 08/18/21	8/26/2021	October	
21-22-1009	Nursing and Allied Health Campus East Bldg A Stair Repairs and Replacement (Contractor)				Pending
21-22-1010	Architectural Services for Starr County Campus Automotive Lab Expansion and HVACR Outdoor Covered Addition	08/11/21 08/18/21	8/26/2021	October	
21-22-1011	Nursing and Allied Health Campus Bldg A Analog to Digital Audiovisual Upgrade Phase II	08/11/21 08/18/21	8/26/2021	September	
21-22-1012	Industrial Supplies, Materials, and Accessories	08/11/21 08/18/21	8/27/2021	September	
21-22-1013	Architectural Services - Mid Valley Campus Center for Learning Excellence Building A Renovation of Space for the Culinary Arts Program	08/25/21 09/01/21	9/9/2021	October	

SOUTH TEXAS COLLEGE
SUMMARY OF SOLICITATIONS
FY 2021 - 2022

BID NUMBER	ITEM	ADVERTISING DATE	OPENING DATE	PROJECTED BOARD MONTH	AWARD DATE
21-22-1014	District Wide Flooring Replacement - Starr County Campus Bldg H, Mid Valley Campus Bldg F, and Pecan Campus Bldg J	09/22/21 09/29/21	10/8/2021	October	

updated 9/20/21

14

Summary of Purchase Orders

SOUTH TEXAS COLLEGE
SUMMARY OF PURCHASE ORDERS NOT REQUIRING BOARD APPROVAL
AT $10,000 AND BELOW $50,000
AUGUST 1, 2021 THROUGH AUGUST 31, 2021

#	PO#	Type	Vendor	PO Date	Description	PO Total	City/State	Financial Manager/Department
1	P0126273	RFP	Dealers Electrical Supply Co	8/12/21	Replacement of Surge Protectors for Electrical Panels	$ 12,412.14	Waco, TX	Luis De La Garza - Facility Maintenance
The replacement of six (6) surge protectors are necessary to safeguard all the technology/equipment utilized in Buildings V and Y at the Pecan Campus. During the last power outage, the previous surge protectors were damaged and no longer functioned. --This vendor has been used in the past for this type of procurement.								
2	P0126217	RFQ	Clean Harbors Inc	8/2/21	Districtwide Disposal of Hazardous Waste Materials	$ 13,044.54	Norwell, MA	George McCaleb - Facilities Operations and Maintenance - Environmental
These services are necessary in order to remain compliant with Environmental Protection Agency requirements. Services will include waste packing, labor, disposal, recovery, and waste fees for all campuses which are scheduled for the Fall semester. --This vendor has not been used in the past for this type of procurement. (New)								
3	P0126297	SS	OverDrive Inc	8/17/21	Purchase Online Digital eBooks and Audiobooks	$ 15,000.00	Cleveland, OH	Lisa Walters - Library Services
The purchase of an online digital collection of eBooks, audiobooks, magazines, and videos are necessary to support students at all sites. --This vendor has been used in the past for this type of procurement.								
4	P0126486	RFP	EBSCO Information Services	8/30/21	Purchase of eBooks Content	$ 21,011.79	Dallas, TX	Lisa Walters - Library Services
This purchase is needed for the library eBook collection to support the academic Bachelor of Applied Technology (BAT) courses and programs which are accessed at all sites. --This vendor has been used in the past for this type of procurement.								
5	P0126485	RFP	EBSCO Information Services	8/30/21	Purchase of eBooks Content	$ 34,655.59	Dallas, TX	Lisa Walters - Library Services
This purchase is needed for the library eBook collection to support the academic courses and programs (non-BAT) which are accessed at all sites. --This vendor has been used in the past for this type of procurement.								
6	P0126390	DIR	Technologent	8/26/21	Email Backup Online Subscription Renewal	$ 36,978.48	Irvine, CA	Lucio Gonzalez - Information Technology - Systems and Networking
This annual renewal is necessary to support the College's email backup online subscription which provides retention and archiving. Period: 09/01/21 - 08/31/22 --This vendor has been used in the past for this type of procurement.								
7	P0126284	RFQ	Boggus Motor Sales II LLC	8/13/21	2021 Ford F-150 Supercrew Cab Truck	$ 49,998.00	McAllen, TX	Dr. Ricardo J Solis - Office of the President
The purchase of this vehicle is necessary for administrative use to travel from campus to campus, various events, and to drive constituents as needed for College business. --This vendor has been used in the past for this type of procurement.								

On June 28, 2016 the Board of Trustees approved revisions to Policy 5210: Purchasing. A report was requested by the Board of Trustees for the purchase orders, not requiring Board approval in the range of $10,000 and below $50,000 for their reference.

SOUTH TEXAS
COLLEGE