Financial Reports

For July 31, 2022

Board of Trustees Board Meeting
August 23, 2022

SOUTH TEXAS COLLEGE

CHECKS AND FINANCIAL REPORTS
As of July 31, 2022

TABLE OF CONTENTS

1) Release of Checks for $25,000.00 - $125,000.00
Released Prior to Board Approval for July 2022.

2) Release of Checks for $125,000.00 and Above
Board of Trustees Approval Required for July 2022.

3) Release of Checks for $125,000.00 and Above
Released Prior to Board Approval for July 2022.

4) Release of Construction Fund Checks for July 2022.

5) Quarterly Investment Report and Money Market Accounts for July 2022.

6) Summary of Revenues for July 2022.

7) Summary of State Appropriations Revenue for July 2022.

8) Summary of Property Tax Revenue for July 2022.

9) Summary of Expenditures by Classification for July 2022.

10) Summary of Expenditures by Function for July 2022.

11) Summary of Auxiliary Fund Revenues and Expenditures for July 2022.

12) Summary of Grant Revenues and Expenditures for July 2022.

13) Summary of Bid Solicitations.

14) Summary of Purchase Orders.

Check Register for July 2022 SEPARTE COVER

1

Release of Checks For $25,000.00 - $125,000.00 Released Prior to Board Approval.

Release of Checks: Checks for $25,000 - $125,000
Released Prior To Board Approval
Approved by STC President and Vice President - FAS
As Authorized By Policy No. 5610
Period of July 01, 2022 to July 31, 2022

Check Date	Check No.	Vendor Name/Description	Amount
7/1/2022	!0019990	Gateway Printing & Office Supply Inc Office and computer supplies	30,519.60
7/7/2022	01161273	Argio Roofing & Construction LLC Construction - Roof replacement at Mid Valley campus (MV) buildings	36,406.56
7/7/2022	01161297	Dell Marketing LP Purchase of computer supplies and equipment district wide	106,056.89
7/7/2022	01161355	TLC Total Lawn Care LLC Lawn care maintenance	57,006.89
7/14/2022	01161389	Dell Marketing LP Purchase of computer supplies and equipment district wide	29,452.53
7/14/2022	01161469	Valley Initiative for Development and Advancement Student cash management sessions and mentoring services for students district wide	27,000.00
7/21/2022	01161486	Apple Inc Purchase of computer supplies and equipment for classroom instruction	34,804.00
7/21/2022	01161497	Carlisle Insurance Insurance Risk Management Consultant Services	25,000.00
7/21/2022	01161504	Dell Marketing LP Purchase of computer supplies and equipment district wide	107,682.40
7/21/2022	01161563	The Hanover Research Council LLC Annual membership fee to allow the department of Resource Development to access resources in pursuing additional grant opportunities	25,000.00
7/28/2022	01161604	County of Hidalgo 2022 Hidalgo County STC Board of Trustees elections service agreement contract	114,558.33
7/28/2022	01161608	Dell Marketing LP Purchase of computer supplies and equipment district wide	28,073.44
7/21/2022	17004352	Holchemont Ltd Construction - Renovation at Mid Valley campus (MV) bldg A	57,349.12
7/21/2022	31015988	Texas Association of School Boards Inc Texas Association of School Boards (TASB) Human Resources Services Division conducted a comprehensive review of the college employee compensation plans against the competitive job market	25,626.94
7/26/2022	31016008	ReachLocal Inc Digital advertisement fees used for registration, branding, and other events or campaigns used by the college	31,950.00
7/28/2022	31016014	Ad Wear & Specialty of Texas Inc Promotional shirts to be used by staff and students at community events promoting South Texas College to increase enrollment goals, marketing projects, and student photo shoots	29,460.00

Rose Benavidez, South Texas College Board of Trustees - Chair Approval

Date

2

Release of Checks For $125,000.00 and Above
Board of Trustees Approval Required.

Release of Checks: Checks For $125,000 and Above
Board of Trustees Approval Required
Board Meeting August 23, 2022

Vendor Name/Description	Amount	Financial Manager
Dell Marketing LP Purchase of computers for faculty and staff district wide	150,000.00	Jose L. Gonzalez
Hidalgo County Appraisal District 4th Quarter Oct - Dec 2022	184,663.00	Myriam Lopez

Rose Benavidez, South Texas College Board of Trustees - Chair Approval

Date

3

Release of Checks For $125,000.00 and Above Released Prior to Board Approval.

Release of Checks: Checks for $125,000 and Above
Released Prior To Board Approval
As Authorized By Policy No. 5610
Period of July 01, 2022 to July 31, 2022

Check Date	Check No.	Vendor Name/Description	Amount
7/27/2022	!0020181	TSA Consulting Group Inc Payroll Liabilities	147,674.16
7/14/2022	01161379	Cavallo Energy Texas LLC Utilities - Electricity	241,130.89

Rose Benavidez, South Texas College Board of Trustees - Chair Approval

Date

4

Release of Construction Fund Checks.

Release of Construction Fund Checks: Checks For $125,000 and Above
Board of Trustees Approval Required
Board Meeting August 23, 2022

Vendor Name/Description	Check Amount	Financial Manager
Johnson Controls Inc Water chiller system installation for the Regional Center for Public Safety and Excellence (RCPSE) campus	169,737.16	Maria Elizondo

Ricardo De La Garza *8/23/2022*

Ricardo De La Garza, Dir. of Facilities Planning and Construction **Date**

Mary G. Elizondo *8/23/2022*

Maria G. Elizondo, Vice President for Finance and Administrative Services **Date**

Rose Benavidez, South Texas College Board of Trustees - Chair Approval **Date**

5

Quarterly Investment Report and Money Market Accounts.

Investment Report
Fiscal Year 2021-2022
For the Three Months Ending July 31, 2022 - Unaudited

Investment Position of the Entity as of July 31, 2022

Investment Type / Investment Provider	Rating	Fund	Account No.	Maturity Date	Term	Interest Rate *	Beginning Book Value May 1, 2022	Principal Additions & (Deductions)	Interest Earned **	Ending Book Value July 31, 2022
Certificate of Deposit										
Prosperity Bank		Endowment - A. De Los Santos	434000154	09/01/22	12 months	0.1500%	$ 15,115.01	$ -	$ 5.72	$ 15,120.73
Prosperity Bank		Endowment - Futuro Brillante	434000152	09/01/22	12 months	0.1500%	200,299.09	-	75.74	200,374.83
Prosperity Bank		Endowment - Glen & Rita Roney	434000153	09/01/22	12 months	0.1500%	116,816.11	-	44.17	116,860.28
Prosperity Bank		Unrestricted - Operating LT CD 0166	434000166	03/15/23	18 months	0.1500%	2,001,808.91	-	756.95	2,002,565.86
Prosperity Bank		Construction - Operating LT CD 0165	434000165	10/14/22	13 months	0.1500%	4,003,617.84	-	1,513.89	4,005,131.73
Prosperity Bank		Construction - Operating LT CD 0167	434000167	04/14/23	19 months	0.1500%	4,003,617.84	-	1,513.89	4,005,131.73
PNC Bank		Unrestricted - Operating LT CD 4233	12100064233	05/16/22	20 months	0.2500%	4,016,415.48	(4,016,829.77)	414.29	(0.00)
PNC Bank		Unrestricted - Operating LT CD 4231	12100064231	06/15/22	21 months	0.2500%	4,016,415.48	(4,017,655.22)	1,239.74	(0.00)
East West Bank		Construction - Operating LT CD 0838	172180838	11/30/22	12 months	0.2300%	3,776,403.09	-	2,189.92	3,778,593.01
East West Bank		Interest & Sinking - ST CD 2880	172092880	07/31/22	5 months	0.5400%	12,014,744.26	-	16,217.53	12,030,961.79
East West Bank		Construction - Operating LT CD 4460	172924460	07/14/23	12 months	3.0100%	-	5,000,000.00	7,427.13	5,007,427.13
Bank OZK		Unrestricted - Operating LT CD 1844	6901721844	06/01/23	24 months	0.2410%	5,042,731.22	-	3,063.84	5,045,795.06
Bank OZK		Unrestricted - Operating LT CD 7152	6901777152	06/15/22	21 months	0.3400%	5,027,879.04	(5,029,986.68)	2,107.64	(0.00)
Bank OZK		Unrestricted - Operating LT CD 7149	6901777149	05/18/22	20 months	0.3300%	5,027,056.95	(5,027,829.46)	772.51	(0.00)
Bank OZK		Unrestricted - Operating LT CD 7934	6901787934	07/15/22	21 months	0.2800%	3,012,890.54	(3,014,630.47)	1,739.93	(0.00)
Bank OZK		Unrestricted - Operating LT CD 7943	6901787943	08/15/22	22 months	0.2800%	3,012,890.54	-	2,134.47	3,015,025.01
Bank OZK		Unrestricted - Operating LT CD 7946	6901787946	09/15/22	23 months	0.2800%	4,017,187.40	-	2,845.95	4,020,033.35
Bank OZK		Unrestricted - Operating LT CD 7251	6901807251	11/15/22	19 months	0.2410%	4,010,286.05	-	2,436.55	4,012,722.60
Bank OZK		Unrestricted - Operating LT CD 7254	6901807254	03/15/23	23 months	0.2410%	4,010,286.05	-	2,436.55	4,012,722.60
Bank OZK		Unrestricted - Operating LT CD 8045	6901818045	07/14/23	23 months	0.1810%	5,006,301.32	-	2,284.32	5,008,585.64
Bank OZK		Unrestricted - Operating LT CD 8048	6901818048	08/15/23	24 months	0.2010%	5,006,998.03	-	2,537.13	5,009,535.16
Texas Regional Bank		Unrestricted - Operating LT CD 1646	321646	06/15/22	21 months	0.5000%	1,008,206.64	(1,008,827.74)	621.10	0.00
Texas Regional Bank		Unrestricted - Operating LT CD 1638	321638	05/16/22	20 months	0.4500%	1,007,383.40	(1,007,569.59)	186.19	0.00
Texas Regional Bank		Unrestricted - Operating LT CD 3485	323485	11/15/22	22 months	0.3800%	4,019,111.60	-	3,849.58	4,022,961.18
Texas Regional Bank		Unrestricted - Operating LT CD 3493	323493	12/15/22	23 months	0.4000%	10,050,292.97	-	10,133.01	10,060,425.98
Texas Regional Bank		Unrestricted - Operating LT CD 3758	323758	10/14/22	19 months	0.3800%	6,027,409.85	-	5,773.14	6,033,182.99
Texas Regional Bank		Unrestricted - Operating LT CD 3766	323766	09/15/22	18 months	0.3800%	8,033,656.41	-	7,087.25	8,040,743.66
Texas Regional Bank		Unrestricted - Operating LT CD 3774	323774	08/17/22	17 months	0.3500%	1,004,207.03	-	885.92	1,005,092.95
Texas Regional Bank		Unrestricted - Operating LT CD 4251	324251	08/15/22	17 months	0.3000%	2,006,831.14	-	1,517.49	2,008,348.63
Texas Regional Bank		Unrestricted - Operating LT CD 4269	324269	10/15/22	19 months	0.3500%	2,007,971.44	-	1,771.42	2,009,742.86

Investment Position of the Entity as of July 31, 2022

Investment Type / Investment Provider	Rating	Fund	Account No.	Maturity Date	Term	Interest Rate *	Beginning Book Value May 1, 2022	Principal Additions & (Deductions)	Interest Earned **	Ending Book Value July 31, 2022
Certificate of Deposit										
Texas Regional Bank		Unrestricted - Operating LT CD 4277	324277	11/15/22	20 months	0.3500%	6,023,914.34	-	5,314.25	6,029,228.59
Texas Regional Bank		Unrestricted - Operating LT CD 4830	324830	04/14/23	24 months	0.2700%	10,027,398.22	-	6,749.95	10,034,148.17
Texas Regional Bank		Unrestricted - Operating LT CD 4822	324822	03/15/23	23 months	0.2500%	5,012,649.06	-	3,158.68	5,015,807.74
Texas Regional Bank		Unrestricted - Operating LT CD 4962	324962	05/07/23	24 months	0.2000%	10,019,686.07	-	5,051.04	10,024,737.11
Texas Regional Bank		Unrestricted - Operating LT CD 6447	326447	10/14/22	13 months	0.1300%	5,003,918.78	-	1,639.64	5,005,558.42
Texas Regional Bank		Unrestricted - Operating LT CD 6462	326462	08/15/23	23 months	0.1700%	5,005,124.95	-	2,144.65	5,007,269.60
Texas Regional Bank		Unrestricted - Operating LT CD 6454	326454	12/15/22	15 months	0.1300%	5,003,918.78	-	1,639.65	5,005,558.43
Allegiance Bank		Unrestricted - Operating LT CD 6277	5000026277	10/14/22	24 months	0.3000%	2,009,173.80	-	1,519.30	2,010,693.10
Allegiance Bank		Unrestricted - Operating LT CD 9610	5000029610	07/15/22	16 months	0.1500%	7,011,946.43	(7,014,107.57)	2,161.14	(0.00)
Allegiance Bank		Unrestricted - Operating LT CD 9628	5000029628	08/15/22	17 months	0.1500%	4,006,826.52	-	1,514.91	4,008,341.43
Veritex Bank		Unrestricted - Operating LT CD 4655	9009004655	06/15/23	23 months	0.2000%	10,016,063.87	-	5,049.22	10,021,113.09
Veritex Bank		Unrestricted - Operating LT CD 4656	9009004656	07/14/23	24 months	0.2000%	8,012,851.10	-	4,039.37	8,016,890.47
Veritex Bank		Unrestricted - Operating LT CD 4703	9009004703	09/15/23	24 months	0.2500%	10,016,587.37	-	6,313.14	10,022,900.51
Investment Pool										
TexPool *	AAAm	Interest & Sinking	7942700002			1.5206%	633,196.46	-	1,675.09	634,871.55
TexPool *	AAAm	Construction - Operating Transfer	7942700003			1.5206%	988,550.87	-	2,615.26	991,166.13
Money Market										
NexBank *		Unrestricted - Operating #3	1513688			1.6500%	30,457,069.45	-	93,471.26	30,550,540.71
NexBank *		Interest & Sinking #2	1514660			1.6500%	1,134,878.58	-	3,482.85	1,138,361.43
NexBank *		Construction - Operating	1518380			1.6100%	-	10,000,000.00	14,735.91	10,014,735.91
Veritex Bank *		Construction - Operating Transfer #2	5501198393			1.4600%	1,567,906.42	-	3,986.52	1,571,892.94
Veritex Bank *		Construction - Operating CE	5501642705			1.4600%	2,097,806.05	-	5,333.83	2,103,139.88
Prosperity Bank		Interest & Sinking	221486698			0.1500%	5,005,221.60	(5,006,229.55)	1,007.95	0.00
Prosperity Bank		Construction - Operating	221486604			0.1500%	12,013,724.26	(12,016,143.58)	2,419.32	(0.00)
Prosperity Bank		Unrestricted - Operating	221487015			0.1500%	13,009,565.97	(13,012,185.84)	2,619.87	0.00
Texas Regional Bank		Construction - Operating	1575554			0.7500%	12,005,247.87	-	17,018.81	12,022,266.68
Total Investments (excluding Securities) at July 31, 2022							**$ 278,588,057.55**	**$ (45,171,995.47)**	**$ 280,244.57**	**$ 233,696,306.65**

* Average monthly rate for TexPool and latest interst rate for money market accounts
** Includes accrued inerest

Interest Earned - May 1, 2022 through July 31, 2022

Investment Type / Investment Provider	Rating	Fund	Account No.	Beginning Date	Maturity Date	Interest Rate *	Interest Earned ** May	Interest Earned ** June	Interest Earned ** July	Interest Earned For the Period of May1, 2022 through July 31, 2022
Certificate of Deposit										
Prosperity Bank		Endowment - A. De Los Santos	434000154	09/01/21	09/01/22	0.1500%	$ 1.93	$ 1.86	$ 1.93	$ 5.72
Prosperity Bank		Endowment - Futuro Brillante	434000152	09/01/21	09/01/22	0.1500%	25.52	24.70	25.52	75.74
Prosperity Bank		Endowment - Glen & Rita Roney	434000153	09/01/21	09/01/22	0.1500%	14.88	14.40	14.89	44.17
Prosperity Bank		Unrestricted - Operating LT CD 0166	434000166	09/23/21	03/15/23	0.1500%	255.04	246.83	255.08	756.95
Prosperity Bank		Construction - Operating LT CD 0165	434000165	09/23/21	10/14/22	0.1500%	510.05	493.66	510.18	1,513.89
Prosperity Bank		Construction - Operating LT CD 0167	434000167	09/23/21	04/14/23	0.1500%	510.05	493.66	510.18	1,513.89
PNC Bank		Unrestricted - Operating LT CD 4233	12100064233	09/10/20	05/16/22	0.2500%	414.29	-	-	414.29
PNC Bank		Unrestricted - Operating LT CD 4231	12100064231	09/10/20	06/15/22	0.2500%	852.80	386.94	-	1,239.74
East West Bank		Construction - Operating LT CD 0838	172180838	11/22/21	11/30/22	0.2300%	737.76	714.11	738.05	2,189.92
East West Bank		Interest & Sinking - ST CD 2880	172092880	02/07/22	07/31/22	0.5400%	5,511.54	5,336.16	5,369.83	16,217.53
East West Bank		Construction - Operating LT CD 4460	172924460	07/14/22	07/14/23	3.0100%	-	-	7,427.13	7,427.13
Bank OZK		Unrestricted - Operating LT CD 1844	6901721844	05/14/20	06/01/23	0.2410%	1,032.17	999.08	1,032.59	3,063.84
Bank OZK		Unrestricted - Operating LT CD 7152	6901777152	09/11/20	06/15/22	0.3400%	1,451.89	655.75	-	2,107.64
Bank OZK		Unrestricted - Operating LT CD 7149	6901777149	09/11/20	05/18/22	0.3300%	772.51	-	-	772.51
Bank OZK		Unrestricted - Operating ST CD 7934	6901787934	10/21/20	07/15/22	0.2800%	719.06	696.01	324.86	1,739.93
Bank OZK		Unrestricted - Operating LT CD 7943	6901787943	10/21/20	08/15/22	0.2800%	719.06	696.01	719.40	2,134.47
Bank OZK		Unrestricted - Operating LT CD 7946	6901787946	10/21/20	09/15/22	0.2800%	958.74	928.02	959.19	2,845.95
Bank OZK		Unrestricted - Operating LT CD 7251	6901807251	04/07/21	11/15/22	0.2410%	820.85	794.53	821.17	2,436.55
Bank OZK		Unrestricted - Operating LT CD 7254	6901807254	04/07/21	03/15/23	0.2410%	820.85	794.53	821.17	2,436.55
Bank OZK		Unrestricted - Operating LT CD 8045	6901818045	08/20/21	07/14/23	0.1810%	769.60	744.88	769.84	2,284.32
Bank OZK		Unrestricted - Operating LT CD 8048	6901818048	08/20/21	08/15/23	0.2010%	854.76	827.32	855.05	2,537.13
Texas Regional Bank		Unrestricted - Operating LT CD 1646	321646	09/11/20	06/15/22	0.5000%	427.87	193.23	-	621.10
Texas Regional Bank		Unrestricted - Operating LT CD 1638	321638	09/11/20	05/16/22	0.4500%	186.19	-	-	186.19
Texas Regional Bank		Unrestricted - Operating LT CD 3485	323485	01/28/21	11/15/22	0.3800%	1,297.09	1,255.25	1,297.24	3,849.58
Texas Regional Bank		Unrestricted - Operating LT CD 3493	323493	01/28/21	12/15/22	0.4000%	3,414.23	3,304.10	3,414.68	10,133.01
Texas Regional Bank		Unrestricted - Operating LT CD 3758	323758	02/17/21	10/14/22	0.3800%	1,944.68	1,882.85	1,945.61	5,773.14
Texas Regional Bank		Unrestricted - Operating LT CD 3766	323766	02/17/21	09/15/22	0.3500%	2,387.39	2,311.41	2,388.45	7,087.25
Texas Regional Bank		Unrestricted - Operating LT CD 3774	323774	02/17/21	08/17/22	0.3500%	298.43	288.93	298.56	885.92
Texas Regional Bank		Unrestricted - Operating LT CD 4251	324251	03/12/21	08/15/22	0.3000%	511.12	494.86	511.51	1,517.49
Texas Regional Bank		Unrestricted - Operating LT CD 4269	324269	03/12/21	10/15/22	0.3500%	596.62	577.66	597.14	1,771.42

Interest Earned - May 1, 2022 through July 31, 2022

Investment Type / Investment Provider	Rating	Fund	Account No.	Beginning Date	Maturity Date	Interest Rate *	Interest Earned ** May	Interest Earned ** June	Interest Earned ** July	Interest Earned For the Period of May 1, 2022 through July 31, 2022
Certificate of Deposit										
Texas Regional Bank		Unrestricted - Operating LT CD 4277	324277	03/12/21	11/15/22	0.3500%	1,789.83	1,733.01	1,791.41	5,314.25
Texas Regional Bank		Unrestricted - Operating LT CD 4830	324830	04/27/21	04/14/23	0.2700%	2,299.35	2,225.18	2,225.42	6,749.95
Texas Regional Bank		Unrestricted - Operating LT CD 4822	324822	04/27/21	03/15/23	0.2500%	1,064.30	1,029.97	1,064.41	3,158.68
Texas Regional Bank		Unrestricted - Operating LT CD 4962	324962	05/10/21	05/07/23	0.2000%	1,701.83	1,646.94	1,702.27	5,051.04
Texas Regional Bank		Unrestricted - Operating LT CD 6447	326447	09/23/21	10/14/22	0.1300%	552.41	534.63	552.60	1,639.64
Texas Regional Bank		Unrestricted - Operating LT CD 6462	326462	09/23/21	08/15/23	0.1700%	722.52	699.30	722.83	2,144.65
Texas Regional Bank		Unrestricted - Operating LT CD 6454	326454	09/23/21	12/15/22	0.1300%	552.41	534.64	552.60	1,639.65
Allegiance Bank		Unrestricted - Operating LT CD 6277	5000026277	10/21/20	10/14/22	0.3000%	511.86	495.35	512.09	1,519.30
Allegiance Bank		Unrestricted - Operating LT CD 9610	5000029610	03/10/21	07/15/22	0.1500%	893.11	864.53	403.50	2,161.14
Allegiance Bank		Unrestricted - Operating LT CD 9628	5000029628	03/10/21	08/15/22	0.1500%	510.35	494.02	510.54	1,514.91
Veritex Bank		Unrestricted - Operating LT CD 4655	9009004655	07/12/21	06/15/23	0.2000%	1,701.18	1,646.31	1,701.73	5,049.22
Veritex Bank		Unrestricted - Operating LT CD 4656	9009004656	07/12/21	07/14/23	0.2000%	1,360.94	1,317.05	1,361.38	4,039.37
Veritex Bank		Unrestricted - Operating LT CD 4703	9009004703	09/01/21	09/15/23	0.2500%	2,126.80	2,058.64	2,127.70	6,313.14
Investment Pool										
TexPool *	AAAm	Interest & Sinking	7942700002			1.5206%	334.89	521.37	818.83	1,675.09
TexPool *	AAAm	Construction - Operating Transfer	7942700003			1.5206%	522.87	814.00	1,278.39	2,615.26
Money Market										
NexBank *		Unrestricted - Operating #3	1513688			1.6500%	21,368.03	29,824.15	42,279.08	93,471.26
NexBank *		Interest & Sinking #2	1514660			1.6500%	796.20	1,111.25	1,575.40	3,482.85
NexBank *		Construction - Operating	1518380			1.6500%	-	876.53	13,859.38	14,735.91
Veritex Bank *		Construction - Operating Transfer #2	5501198393			1.4600%	832.93	1,224.90	1,928.69	3,986.52
Veritex Bank *		Construction - Operating CE	5501642705			1.4600%	1,114.43	1,638.88	2,580.52	5,333.83
Prosperity Bank		Interest & Sinking	221486698			0.1500%	637.65	370.30	-	1,007.95
Prosperity Bank		Construction - Operating	221486604			0.1500%	1,530.52	888.80	-	2,419.32
Prosperity Bank		Unrestricted - Operating	221487015			0.1500%	1,657.39	962.48	-	2,619.87
Texas Regional Bank		Construction - Operating	1575554			0.7500%	2,141.20	7,224.17	7,653.44	17,018.81
Total Interest Earned - May 1, 2022 through July 31, 2022							**$ 75,539.97**	**$ 85,893.14**	**$ 118,811.46**	**$ 280,244.57**

* Average monthly rate for TexPool and latest interst rate for money market accounts
** Includes accrued interest

PNC Bank - The depository funds are collateralized by the following:

Security Type	Cusip No.	Maturity Date	Coupon Rate	Face	Par	Book Value July 31, 2022	Market Value July 31, 2022
FNMA 30YR UMBS - MA4465	31418D6B3	11/1/2051	2.000%	72,000,000.00	68,937,504.00	NA	62,105,798.00
				$ 72,000,000.00	**$ 68,937,504.00**	**$ -**	**$ 62,105,798.00**
FDIC - Checking Accounts							250,000.00
Total Collateral as of July 31, 2022							**$ 62,355,798.00**

Checking Accounts	$ 18,698,832.44
Total PNC Account Balances	$ 18,698,832.44
110% Collateral Required	$ 20,568,715.69

Bank OZK - The depository funds are collateralized by the following:

Irrevocable Standby Letter of Credit Number: 10006343 - Expires on August 17, 2022	
Federal Home Loan Bank of Dallas at 8500 Freeport Parkway South, Suite 100, Irving, Texas 75063-2547	3,010,000.00
Irrevocable Standby Letter of Credit Number: 10006344 - Expires on September 19, 2022	
Federal Home Loan Bank of Dallas at 8500 Freeport Parkway South, Suite 100, Irving, Texas 75063-2547	4,015,000.00
Irrevocable Standby Letter of Credit Number: 10008226 - Expires on November 17, 2022	
Federal Home Loan Bank of Dallas at 8500 Freeport Parkway South, Suite 100, Irving, Texas 75063-2547	4,000,000.00
Irrevocable Standby Letter of Credit Number: 10008227 - Expires on March 17, 2023	
Federal Home Loan Bank of Dallas at 8500 Freeport Parkway South, Suite 100, Irving, Texas 75063-2547	4,000,000.00
Irrevocable Standby Letter of Credit Number: 10008727 - Expires on June 5, 2023	
Federal Home Loan Bank of Dallas at 8500 Freeport Parkway South, Suite 100, Irving, Texas 75063-2547	5,075,000.00
Irrevocable Standby Letter of Credit Number: 10009234 - Expires on July 18, 2023	
Federal Home Loan Bank of Dallas at 8500 Freeport Parkway South, Suite 100, Irving, Texas 75063-2547	5,020,000.00
Irrevocable Standby Letter of Credit Number: 10009235 - Expires on August 17, 2023	
Federal Home Loan Bank of Dallas at 8500 Freeport Parkway South, Suite 100, Irving, Texas 75063-2547	5,025,000.00
	$ 30,145,000.00
FDIC - Certificate of Deposits	250,000.00
Total Collateral as of July 31, 2022	**$ 30,395,000.00**
Total Bank OZK Account Balances	$ 30,124,419.42
100% Collateral Required	$ 30,124,419.42

East West Bank - The depository funds are collateralized by the following:

Irrevocable Letter of Credit Number: 2018-712 - Amendment 19. Expires on July 31, 2023		
Federal Home Loan Bank of San Francisco at 333 Bush Street, Suite 2700, San Francisco, CA 94104		20,800,000.00
	$	**20,800,000.00**
FDIC - Certificate of Deposits		250,000.00
Total Collateral as of July 31, 2022	**$**	**21,050,000.00**
Total East West Bank Account Balances	$	20,816,981.93
100% Collateral Required	$	20,816,981.93

Texas Regional Bank - The depository funds are collateralized by the following:

Custodial Letter of Credit Number: 20000780-6. Expires on June 10, 2023		
Federal Home Loan Bank of Dallas at 8500 Freeport Parkway South, Suite 600, Irving, Texas 75063-2547		100,000,000.00
	$	**100,000,000.00**
FDIC - Certificate of Deposits		250,000.00
Total Collateral as of July 31, 2022	**$**	**100,250,000.00**
Money Market	$	12,022,266.68
Certificates of Deposit		79,302,806.31
Texas Regional Bank Account Balances	$	91,325,072.99
100% Collateral Required	$	91,325,072.99

Allegiance Bank - The depository funds are collateralized by the following:

Irrevocable Standby Letter of Credit Number: 10006290 - Expires on October 21, 2022		
Federal Home Loan Bank of Dallas at 8500 Freeport Parkway South, Suite 100, Irving, Texas 75063-2547		1,800,000.00
Irrevocable Standby Letter of Credit Number: 10008060 - Expires on August 22, 2022		
Federal Home Loan Bank of Dallas at 8500 Freeport Parkway South, Suite 100, Irving, Texas 75063-2547		4,010,000.00
	$	**5,810,000.00**
FDIC - Certificate of Deposits		250,000.00
Total Collateral as of July 31, 2022	**$**	**6,060,000.00**
Allegiance Bank Account Balances	$	6,019,034.53
100% Collateral Required	$	6,019,034.53

Veritex Bank - The depository funds are collateralized by the following:

Irrevocable Standby Letter of Credit Number: 4163001173 - Amendment 5. Expires on November 4, 2022		
Federal Home Loan Bank of Dallas at 8500 Freeport Parkway South, Suite 100, Irving, Texas 75063-2547		3,430,000.00
Irrevocable Standby Letter of Credit Number: 10008828 - Expires on June 19, 2023		
Federal Home Loan Bank of Dallas at 8500 Freeport Parkway South, Suite 100, Irving, Texas 75063-2547		10,039,234.00
Irrevocable Standby Letter of Credit Number: 10008829 - Expires on July 18, 2023		
Federal Home Loan Bank of Dallas at 8500 Freeport Parkway South, Suite 100, Irving, Texas 75063-2547		8,032,726.00
Irrevocable Standby Letter of Credit Number: 10009370 - Expires on September 19, 2023		
Federal Home Loan Bank of Dallas at 8500 Freeport Parkway South, Suite 100, Irving, Texas 75063-2547		10,051,167.00
	$	**31,553,127.00**
FDIC - Money Market		250,000.00
Total Collateral as of July 31, 2022	**$**	**31,803,127.00**
Money Market	$	3,675,032.82
Certificates of Deposit		28,060,904.07
Total Veritex Bank Account Balances	$	31,735,936.89
100% Collateral Required	$	31,735,936.89

NexBank - The depository funds are 100% FDIC Insured, through a spread program:

FDIC - Money Market Insured Cash Sweep		41,703,638.05
FDIC Insured as of July 31, 2022		**$ 41,703,638.05**
	Total NexBank Account Balances	$ 41,703,638.05
	FDIC Insurance Required	$ 41,703,638.05

Prosperity Bank - The depository funds are collateralized by the following:

Security Type	Cusip No.	Maturity Date	Coupon Rate	Face	Par	Book Value July 31, 2022	Market Value July 31, 2022
FHLMC #G18631	3128MMVZ3	2/1/2032	2.500%	2,500,000.00	817,408.38	816,339.83	793,368.39
FR #RB5089	3133KYUN7	12/1/2040	1.500%	10,600,000.00	8,794,239.23	8,901,142.47	7,615,635.28
FR #RB5105	3133KYU64	3/1/2041	2.000%	6,200,000.00	5,219,259.26	5,411,422.91	4,705,371.00
FNMA #MA4279	31418DXH0	3/1/2036	2.000%	2,700,000.00	2,143,474.89	2,202,411.43	2,016,195.35
FR #5B8102	3132D6AB6	5/1/2036	1.500%	2,800,000.00	2,389,425.89	2,416,131.70	2,190,195.56
FNMA #MA4360	31418DZ21	5/1/2036	2.000%	10,000,000.00	8,514,632.00	8,765,613.47	8,008,948.01
FNMA #MA4359	31418DZZ8	6/1/2036	1.500%	20,300,000.00	17,616,247.43	17,779,683.89	16,146,700.07
				$ 55,100,000.00	**$ 45,494,687.08**	**$ 46,292,745.70**	**$ 41,476,413.66**
FDIC - Certificate of Deposits						250,000.00	250,000.00
Total Collateral as of July 31, 2022						**$ 46,542,745.70**	**$ 41,726,413.66**

Certificates of Deposit	10,345,185.16
Total Prosperity Bank Account Balances	$ 10,345,185.16
102% Collateral Required	$ 10,552,088.86

Grand Total - Checking and Investment Account Balance

Checking Accounts	
PNC Bank Checking	$ 18,698,832.44
Security Accounts	120,339,466.93
Investment Accounts	
Bank OZK	30,124,419.42
East West Bank	20,816,981.93
Texas Regional Bank	79,302,806.31
Texas Regional Bank Money Market	12,022,266.68
Allegiance Bank	6,019,034.53
Veritex Bank	28,060,904.07
Veritex Bank Money Market	3,675,032.82
NexBank	41,703,638.05
Prosperity Bank	10,345,185.16
TexPool	1,626,037.68
Total Investments	233,696,306.65
Total Portfolio	$ 372,734,606.02
less TexPool	(1,626,037.68)
less Securities	(120,339,466.93)
Total Account Balance to be Collateralized	$ 250,769,101.41

Grand Total - Checking and Investment Account Collateral

110%, 102% (100% LOC) Collateral Required		
PNC Bank		20,568,715.69
Bank OZK		30,124,419.42
East West Bank		20,816,981.93
Texas Regional Bank		91,325,072.99
Allegiance Bank		6,019,034.53
Veritex Bank		31,735,936.89
NexBank (100% FDIC Insured)		41,703,638.05
Prosperity Bank		10,552,088.86
Total Collateral Required	$	252,845,888.36
Collateral		
PNC Bank		62,355,798.00
Bank OZK		30,395,000.00
East West Bank		21,050,000.00
Texas Regional Bank		100,250,000.00
Allegiance Bank		6,060,000.00
Veritex Bank		31,803,127.00
NexBank (100% FDIC Insured)		41,703,638.05
Prosperity Bank		41,726,413.66
Total Collateral	$	335,343,976.71

The College's investments are in compliance with:

(A) the investment strategy expressed in the College investment policy; and
(B) relevant provisions of Chapter 2256 of the Public Funds Investment Act.

The primary objective of all investments activity is the preservation of capital and the safety of principal in the overall portfolio in accordance with STC's Board approved Investment Policy. The depository bank paid the College the highest rate of interest possible at the time of investment and in accordance with the depository bank contract.

Mary G. Elizondo
Maria G. Elizondo, Vice President for Finance and Administrative Services

August 23, 2022
Date

Myriam Lopez
Myriam Lopez, Comptroller

August 23, 2022
Date

Paul R. Rodriguez, Board of Trustees, Designated Investment Officer

August 23, 2022
Date

South Texas College
Security Investments
For the Quarter Ending July 31, 2022

Security Description	Cusip	Maturity Date	Duration	Settlement Date	Coupon Rate	Par Value *	Accrued Interest at Purchase	Premium / (Discount)	Cash Paid Out for Investments 05/01/22 - 07/31/22	Beginning * Book Value	Premium/Discount of 05/01/22 - 07/31/22	Interest Earned for Period of 05/01/22 - 07/31/22	Interest Payment for Period of 05/01/22 - 07/31/22	Ending Book Value	Market Value ** as of 07/31/22
FHLMC 2 10/17/23	3134G42H0	10/17/2023	19 months	3/10/2022	1.6053%	10,000,000.00	79,444.44	62,128.70	-	10,063,943.81	$ (9,753.99)	$ 50,555.55	$ -	10,104,745.37	9,884,140.00
FHLMC 0.25 11/06/23	3137EAEZ8	11/6/2023	19 months	3/24/2022	2.0575%	10,000,000.00	9,583.33	(285,973.35)	-	9,743,983.31	44,441.81	6,319.45	12,500.00	9,782,244.57	9,651,930.00
FHLMC 2.25 12/08/23	3130A3VC5	12/8/2023	20 months	3/24/2022	2.1108%	10,000,000.00	66,250.00	23,056.03	-	10,110,438.93	(3,399.28)	56,875.00	112,500.00	10,051,414.65	9,887,050.00
US Treasury Note 2.75 02/15/24	912828B66	2/15/2024	22 months	4/1/2022	2.7500%	10,000,000.00	34,185.08	84,765.63	-	10,137,514.87	(11,384.58)	67,488.11	-	10,193,618.40	9,971,880.00
FAMCA 2.38 04/29/24	31422XWZ1	4/29/2024	24 months	4/5/2022	2.3800%	10,000,000.00	-	-	-	10,000,661.11	-	60,161.10	-	10,060,822.21	9,917,890.00
FAMCA 2.33 03/28/2024	31422XWY4	3/28/2024	23 months	4/5/2022	2.3300%	10,000,000.00	-	-	-	10,016,180.56	-	58,897.22	-	10,075,077.78	9,895,070.00
FHLB 3130A1XJ2	3130A1XJ2	6/14/2024	24 months	6/1/2022	2.8750%	12,500,000.00	166,710.07	69,504.63	12,736,214.70	12,569,504.63	(5,605.22)	226,605.90	179,687.50	12,610,817.81	12,465,137.50
FFCB 3133ENWC0	3133ENWC01	5/3/2024	23 months	6/1/2022	2.6250%	9,249,000.00	18,883.38	9,369.24	9,277,252.62	9,258,369.24	(800.79)	59,347.78	-	9,316,916.23	9,189,380.95
US Treasury 91282CER8	91282CER88	5/31/2024	23 months	6/1/2022	2.5000%	3,000,000.00	204.92	(3,515.63)	2,996,689.29	2,996,484.37	288.95	12,636.87	-	3,009,410.19	2,975,391.00
US Treasury 2.125 11/30/23	912828U57	11/30/2023	16 months	7/12/2022	2.1300%	5,000,000.00	12,192.62	(61,328.12)	4,950,864.50	4,938,671.88	2,302.83	17,769.28	-	4,958,743.99	4,946,680.00
FFCB 3.15 07/15/24 Corp	3133ENA91	7/15/2024	24 months	7/15/2022	3.1500%	15,000,000.00	-	4,932.60	15,004,932.60	15,004,932.60	(107.96)	21,000.00	-	15,025,824.64	15,056,835.00
US Treasury 1.625 10/31/23 Govt	912828T91	10/31/2023	15 months	7/12/2022	1.6300%	5,000,000.00	16,117.53	(88,671.87)	4,927,445.66	4,911,328.13	3,539.42	20,382.03	-	4,935,249.58	4,919,725.00
US Treasury .125 7/31/23 Govt	91282CCN9	7/31/2023	23 months	7/12/2022	0.1250%	10,500,000.00	5,873.62	(313,359.37)	10,192,514.25	10,186,640.63	15,504.76	6,562.50	-	10,214,581.51	10,209,612.00
Total Securities at July 31, 2022						**$ 120,249,000.00**	**$ 409,444.99**	**$ (499,091.51)**	**$ 60,085,913.62**	**$ 119,938,654.07**	**$ 35,025.95**	**$ 664,600.79**	**$ 304,687.50**	**$ 120,339,466.93**	**$ 118,970,721.45**

* The difference between the par value and beginning book value is a result of par value minus any remaining discount or plus any remaining premium.
** Market Value stated on PNC month-end statement.

South Texas College
Checking Accounts
For the Quarter Ending July 31, 2022

Type of Deposit at PNC Bank	Fund	Checking No.	Interest Rate	Beginning Market Value May 1, 2022	For The Quarter Ended July 31, 2022				Ending Market Value July 31, 2022
					Cash Receipts	Cash Disbursements	Transfers In / (Out)	Interest Earned	
Public Funds Interest Checking	Operating	4941700656	0.5500%	$ 22,055,708.75	$ 83,029,020.86	$ (94,806,781.50)	$ (6,743,777.03) (1)	$ 19,502.66	$ 10,297,450.77
Public Funds Interest Checking	Payroll	4941702635	0.5500%	245,139.27	32,884,271.26	(32,973,408.42)	-	$ 452.07	$ 156,454.18
Public Funds Interest Checking	Student	4941593934	0.5500%	767,980.61	3,826,597.41	(4,184,888.86)	-	$ 437.32	$ 410,126.48
Public Funds Interest Checking	Federal Draw Down	4941700648	0.5500%	15.01	14,823,908.99	(14,824,137.01)	-	$ 430.93	$ 217.92
Public Funds Interest Checking	Interest & Sinking - Bond 96, 02, 03, 04, 07, 10, 13, 14 & 15	4941704067	0.5500%	7,835,962.20	5,611,906.06	(10,192,514.25)	(5,186,284.70) (2)	$ 6,941.72	$ 3,262,295.73
Public Funds Interest Checking	Construction - E&G Transfer	4941715997	0.5500%	5,884,741.77	14,106,796.08	(15,425,661.82)	(2,983,856.42) (3)	$ 6,411.33	$ 4,572,287.36
Treasury Management Analysis Checking (Zero Balance Account)	Special	4944231867	0.0000%	-	713,661.31	(713,661.31)	-		-
Total Checking Accounts at July 31, 2022			**0.4125%**	**$ 36,789,547.61**	**$ 154,996,161.97**	**$ (173,121,053.17)**	**$ (14,913,918.15)**	**$ 34,176.03**	**$ 18,698,832.44**

(1) Transfers were made as follows:
a) Certificates of Deposit to Checking in May 2022
b) Certificates of Deposit to Checking in June 2022
c) Money Market to Checking in June 2022
d) Checking to Securities in June 2022
e) Certificates of Deposit to Checking in July 2022
f) Checking to Securities in July 2022

(2) Transfers were made as follows:
a) Money Market to Checking in June 2022
b) Checking to Securities in July 2022

(3) Transfers were made as follows:
a) Checking to Money Market in June 2022
b) Money Market to Checking in June 2022
c) Checking to Certificate of Deposit in July 2022

South Texas College
Investment Report - Fiscal Year 2021-2022
For the Three Months Ending July 31, 2022

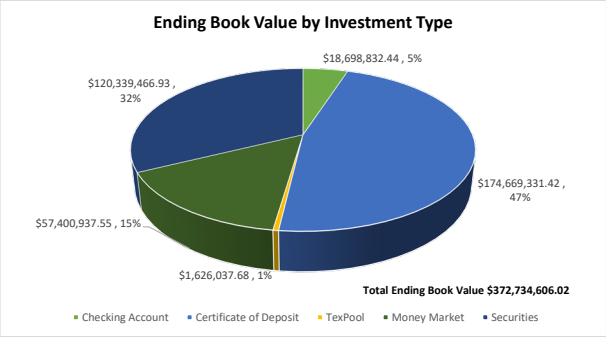

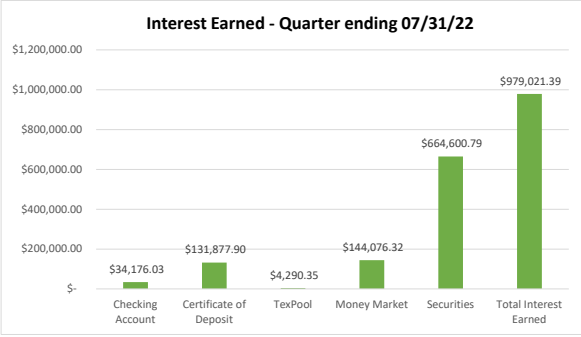

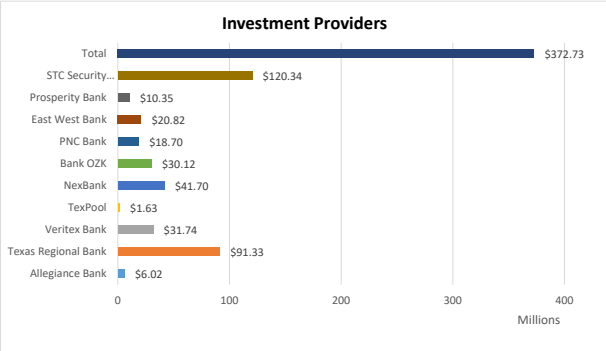

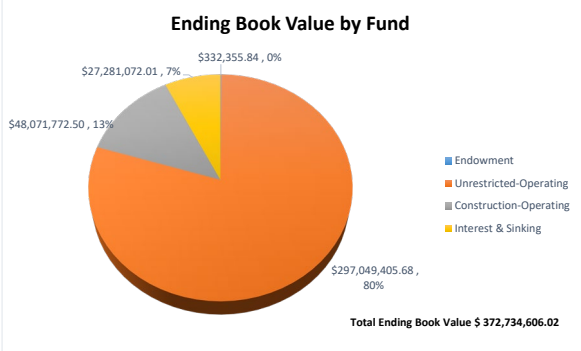

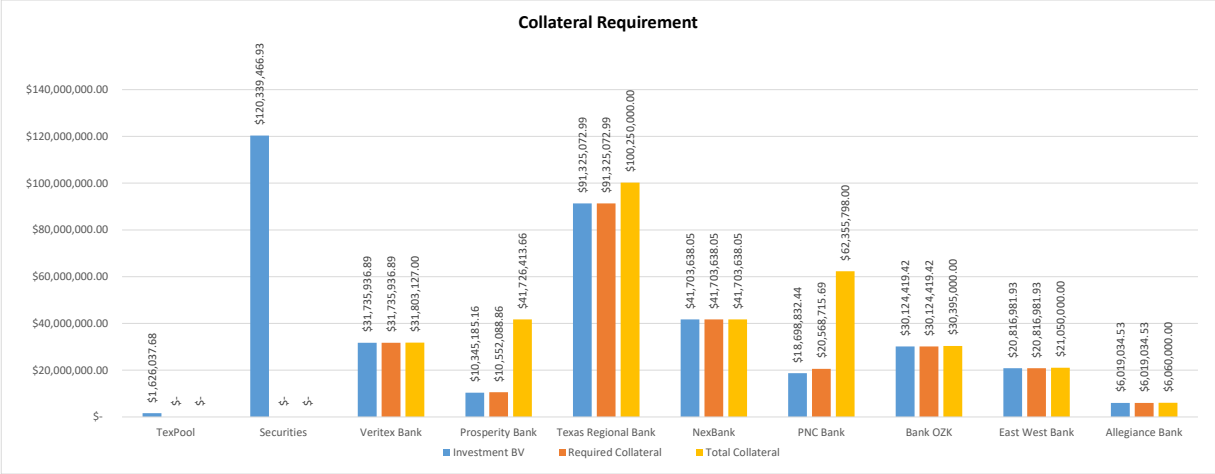

6

Summary of Revenues.

Summary of Revenues

Fiscal Year 2021 - 2022

As of July 31, 2022

91% of the Year Expired, 8% of the Year Remaining

Revenues	Amended Budget	Revised Budget	Actual To Date	Projected Revenue	Variance Over / (Under) Budget	Percent (%) of Budget Received/Projected
Appropriations	$ 49,098,912	$ 49,098,912	44,436,921	$ 4,804,172	$ 142,181	100.29%
Tuition - Academic*	30,976,503	30,976,503	31,802,995	-	826,492	102.67%
Tuition - CPWE [1]*	2,106,277	2,106,277	1,343,867	-	(762,410)	63.80%
Tuition - ITED [2]*	884,381	884,381	598,885	-	(285,496)	67.72%
Tuition - RCPSE [3]*	-	-	346	-	346	0.00%
Fees	28,686,753	28,686,753	30,961,444	-	2,274,691	107.93%
Local Taxes	58,273,025	58,273,025	64,273,324	458,788	6,459,087	111.08%
Other Revenues [4]	6,437,408	6,437,408	6,903,948	1,369,874	1,836,414	128.53%
HEERF Reimbursement	7,738,146	7,738,146	7,845,047	-	106,901	101.38%
Carryover/Fund Allocation [5]	10,032,943	10,032,943	10,032,943	-	-	100.00%
Total Revenues	**$ 194,234,348**	**$ 194,234,348**	**$ 198,199,720**	**$ 6,632,834**	**$ 10,598,206**	**105.46%**

[1] CPWE - Continuing Professional and Workforce Education

[2] ITED - Industry Training and Economic Development

[3] RCPSE - Regional Center For Public Safety Excellence

[4] Other Revenues - Includes interest revenue based on actual investments

[5] Carryover/Fund Allocation - Includes only the carryover revenue spent

*Tuition Net of TPEG & Exemptions

7

Summary of State Appropriations Revenue.

Summary of State Appropriation Revenues
Fiscal Year 2021 - 2022
As of July 31, 2022

		Amount Received						
	Budget	Academic Core/Contact Hour/ Student Success Formula Funding	Bachelor of Applied Technology Funding	Continuing Education Contact Hour Formula Funding	ITED Contact Hour Formula Funding	Total	% of Total	Variance Over/(Under) Budget*
State Appropriation - Contact Hours								
Fiscal Year 2021 - 2022								
September 2021	$ 4,811,287	$ 4,580,877	$ 154,810	$ 47,976	$ 27,624	$ 4,811,287		$ -
October 2021	4,811,284	4,580,874	154,810	47,976	27,624	4,811,284		-
November 2021	3,808,933	3,626,523	122,558	37,982	21,870	3,808,933		-
December 2021	3,808,933	3,626,523	122,558	37,982	21,870	3,808,933		-
January 2022	-	-	-	-	-	-		-
February 2022	-	-	-	-	-	-		-
March 2022	3,808,933	3,626,523	122,558	37,982	21,870	3,808,933		-
April 2022	3,808,933	3,626,523	122,558	37,982	21,870	3,808,933		-
May 2022	3,808,933	3,626,523	122,558	37,982	21,870	3,808,933		-
June 2022	3,808,933	3,626,523	122,558	37,982	21,870	3,808,933		-
July 2022	3,808,933	3,626,523	122,558	37,982	21,870	3,808,933		-
August 2022	3,808,933	-	-	-	-	-		(3,808,933)
Total State Appropriations - Contact Hours	**$ 40,094,035**	**$ 34,547,412**	**$ 1,167,526**	**$ 361,826**	**$ 208,338**	**$ 36,285,102**	**81.66%**	**$ (3,808,933)**
State Appropriation - Other								
Fiscal Year 2021 - 2022	$ 9,004,877							
September 2021						$ 731,509		
October 2021						741,594		
November 2021						754,686		
December 2021						758,917		
January 2022						709,106		
February 2022						732,420		
March 2022						742,446		
Total State Appropriations - Other	**$ 9,004,877**					**$ 8,151,819**	**18.34%**	**$ (853,058)**
State Special Appropriation								
Fiscal Year 2021 - 2022								
Total Special Appropriations	**$ -**					**$ -**	**0.00%**	**$ -**
Total State Appropriations	**$ 49,098,912**					**$ 44,436,921**	**100.00%**	**$ (4,661,991)**

8

Summary of Property Tax Revenue.

South Texas College
Summary of Maintenance and Operations (M&O) and
Interest and Sinking (I&S) Property Tax Collections - Tax Levy 2021
Fiscal Year 2021 - 2022
As of July 31, 2022 - Unaudited

Property Taxable Assessed Valuation and Tax Levy

	Hidalgo County	Starr County	Total
Taxable Assessed Valuation	$ 42,723,073,858.00	$ 2,491,333,858.00	$ 45,214,407,716.00
Tax Levy Based on Tax Rate and TAV			
M & O $0.1400/$100	$ 54,838,099.19	$ 3,267,918.01	$ 58,106,017.20
I & S $0.0315/$100	12,338,572.32	735,281.55	13,073,853.87
Total Tax Levy $0.1715/$100	$ 67,176,671.51	$ 4,003,199.56	$ 71,179,871.07
Elderly Tax Levy	6,013,314.30	206,126.53	6,219,440.83
Levy Loss	(1,950,171.54)	208,697.86	(1,741,473.68)
Late AG	-	-	-
Late Rendition	75,582.32	-	75,582.32
Adjustments	32.63	-	32.63
Rounding	(16.50)	-	(16.50)
Correction by the Appraisal Modification Roll	72.31		
Total Tax Levy as per Tax Roll $0.1715/$100	$ 71,315,412.72	$ 4,418,023.95	$ 75,733,436.67

Property Tax Levy Collections

2021	Hidalgo County	% of Total
Total Tax Levy	$ 71,315,412.72	-
Modifications to Levy	1,538,008.87	-
Total Tax Levy To Be Collected	$ 72,853,421.59	100.00%
Total Collections to Date	69,886,084.62	95.93%
Unrealized Amount	$ 2,967,336.97	4.07%

	Starr County	% of Total
Total Tax Levy	$ 4,418,023.95	-
Modifications to Levy	(22,370.84)	-
Total Tax Levy To Be Collected	$ 4,395,653.11	100.00%
Total Collections to Date	3,775,106.50	85.88%
Less: Refunds	2,190.95	
Unrealized Amount	$ 618,355.66	14.12%

	Total Hidalgo and Starr	% of Total
Total Tax Levy To Be Collected	$ 77,249,074.70	100.00%
Total Collections to Date	73,659,000.17	95.35%
Unrealized Amount	$ 3,590,074.53	4.65%

Penalty & Interest		
Hidalgo County - Penalty & Interest	$ 685,901.08	$ 619,878.76
Starr County - Penalty & Interest	36,348.39	34,736.04
Total Penalty & Interest	$ 722,249.47	$ 654,614.80
Total Collection - Levy, Penalty & Interest	$ 74,381,249.64	$ 654,614.80

Collection, Appraisal, and Delinquent Tax Fees

	Hidalgo County	Starr County	Total
Collection Fees Agreement*	$ 103,212.00	$ 165,102.26	$ 268,314.26
Collection Fees - Paid to Date	94,611.00	159,383.27	253,994.27
Collection Fees % of Total Levy	0.14%	3.74%	
Rendition Collection	3,185.08	-	3,185.08
Redemption	-	38,646.78	38,646.78
Appraisal Fees Agreement	737,436.00	131,023.50	868,459.50
Appraisal Fees - Paid to Date**	724,699.34	131,030.60	855,729.94
Appraisal Fees % of Total Levy	1.03%	2.97%	
Delinquent Tax Attorney Fees	$ 541,428.34	$ 92,590.68	$ 634,019.02

*Estimated Collection Fee for Starr County

**The Appraisal Fee - Paid to Date included the payment for the 3rd quarter months of July, August and September. The September payment will be reclassified to FY23.

9

Summary of Expenditures by Classification.

Summary of Expenditures by Classification

Fiscal Year 2021 - 2022

As of July 31, 2022

91% of the Year Expired, 8% of the Year Remaining

Classification	Amended Budget	Revised Budget	Actual To Date Expenditures / Transfers & Contingencies	Percent (%) of Budget Expended	Projected Expenditures	Available Balance	Percent (%) of Budget Expended/ Projected
Salaries	$ 99,382,688	$ 99,363,189	$ 81,062,262	81.58%	$ 7,175,547	$ 11,125,380	88.80%
Benefits	30,950,663	30,950,663	25,148,052	81.25%	2,177,291	3,625,320	88.29%
Operating	37,644,217	37,631,437	22,583,793	60.01%	1,956,857	13,090,787	65.21%
Travel	2,229,954	1,999,208	869,713	43.50%	196,516	932,979	53.33%
Capital Outlay	1,524,058	1,787,083	1,028,765	57.57%	309,836	448,482	74.90%
Transfers	8,210,917	8,210,917	7,870,654	95.86%	340,263	-	100.00%
Reserves	12,291,851	12,291,851	2,062,723	16.78%	-	10,229,128	16.78%
Contingencies	2,000,000	2,000,000	-	0.00%	-	2,000,000	0.00%
Grand Total	**$ 194,234,348**	**$ 194,234,348**	**$ 140,625,962**	**72.40%**	**$ 12,156,309**	**$ 41,452,077**	**78.66%**

10

Summary of Expenditures by Function.

Summary of Expenditures by Function/Classification
Fiscal Year 2021 - 2022
As of July 31, 2022
91% of the Year Expired, 8% of the Year Remaining

Function/Classification	Amended Budget	Revised Budget	Actual To Date Expenditures / Transfers & Contingencies	Percent (%) of Budget Expended	Encumbrances	Available Balance	Percent (%) of Budget Expended/ Encumbered
Salaries	$ 54,836,327	$ 53,714,959	$ 45,850,305	85.36%	$ 3,182,217	$ 4,682,437	91.28%
Benefits	16,844,153	15,568,205	12,507,606	80.34%	-	3,060,599	80.34%
Operating	9,762,315	6,778,849	3,810,309	56.21%	592,000	2,376,540	64.94%
Travel	1,129,310	960,413	464,399	48.35%	86,855	409,159	57.40%
Capital Outlay	616,672	419,747	153,493	36.57%	255,551	10,703	97.45%
Instruction	**83,188,777**	**77,442,173**	**62,786,112**	**81.07%**	**4,116,623**	**10,539,438**	**86.39%**
Salaries	586,672	455,311	271,194	59.56%	9,053	175,064	61.55%
Benefits	111,002	103,775	55,590	53.57%	-	48,185	53.57%
Operating	495,041	194,198	156,311	80.49%	17,903	19,984	89.71%
Travel	32,582	14,706	6,286	42.74%	2,765	5,655	61.55%
Capital Outlay	193,257	190,587	31,502	0.00%	107,445	51,640	72.90%
Public Service	**1,418,554**	**958,577**	**520,883**	**54.34%**	**137,166**	**300,528**	**68.65%**
Salaries	11,590,879	11,312,802	9,061,727	80.10%	887,466	1,363,609	87.95%
Benefits	3,531,895	3,549,626	2,828,634	79.69%	-	720,992	79.69%
Operating	3,650,251	3,294,235	2,613,419	79.33%	324,354	356,462	89.18%
Travel	404,491	300,551	160,397	53.37%	28,772	111,382	62.94%
Capital Outlay	304,048	475,750	380,988	80.08%	70,544	24,218	94.91%
Academic Support	**19,481,564**	**18,932,964**	**15,045,165**	**79.47%**	**1,311,136**	**2,576,663**	**86.39%**
Salaries	7,905,201	7,687,730	6,043,248	78.61%	538,146	1,106,336	85.61%
Benefits	2,566,630	2,496,534	2,045,099	81.92%	-	451,435	81.92%
Operating	1,666,998	1,392,874	1,030,455	73.98%	164,129	198,290	85.76%
Travel	239,510	221,290	112,111	50.66%	20,921	88,258	60.12%
Capital Outlay	34,980	13,420	-	0.00%	13,420	-	0.00%
Student Services	**12,413,319**	**11,811,848**	**9,230,913**	**78.15%**	**736,616**	**1,844,319**	**84.39%**

Summary of Expenditures by Function/Classification
Fiscal Year 2021 - 2022
As of July 31, 2022
91% of the Year Expired, 8% of the Year Remaining

Function/Classification	Amended Budget	Revised Budget	Actual To Date Expenditures / Transfers & Contingencies	Percent (%) of Budget Expended	Encumbrances	Available Balance	Percent (%) of Budget Expended/ Encumbered
Salaries	14,300,102	16,087,482	11,756,276	73.08%	1,068,896	3,262,310	79.72%
Benefits	4,548,517	5,939,821	4,742,965	79.85%	-	1,196,856	79.85%
Operating	9,881,979	13,899,777	8,226,211	59.18%	1,571,715	4,101,851	70.49%
Travel	298,386	394,850	96,691	24.49%	42,554	255,605	35.27%
Capital Outlay	78,959	451,752	416,806	92.26%	34,418	528	99.88%
Institutional Support	**29,107,943**	**36,773,682**	**25,238,949**	**68.63%**	**2,717,583**	**8,817,150**	**76.02%**
Salaries	10,163,507	10,104,905	8,079,512	79.96%	744,584	1,280,809	87.32%
Benefits	3,348,466	3,292,702	2,968,158	90.14%	-	324,544	90.14%
Operating	12,187,633	12,071,504	6,747,088	55.89%	2,638,880	2,685,536	77.75%
Travel	125,675	107,398	29,829	27.77%	5,631	71,938	33.02%
Capital Outlay	296,142	235,827	45,976	19.50%	141,181	48,670	79.36%
Operation & Maint - Plant	**26,121,423**	**25,812,336**	**17,870,563**	**69.23%**	**3,530,276**	**4,411,497**	**82.91%**
Operating Transfers	8,210,917	8,210,917	7,870,654	95.86%	-	340,263	95.86%
Operating Reserves	12,291,851	12,291,851	2,062,723	16.78%	-	10,229,128	16.78%
Transfers / Reserves	**20,502,768**	**20,502,768**	**9,933,377**	**48.45%**	**-**	**10,569,391**	**48.45%**
Operating	2,000,000	2,000,000	-	0.00%	-	2,000,000	0.00%
Contingencies	**2,000,000**	**2,000,000**	**-**	**0.00%**	**-**	**2,000,000**	**0.00%**
Grand Total	**$ 194,234,348**	**$ 194,234,348**	**$ 140,625,962**	**72.40%**	**$ 12,549,400**	**$ 41,058,986**	**78.86%**

11

Summary of Auxiliary Fund Revenues and Expenditures.

Summary of Auxiliary Fund

Revenues and Expenditures

Fiscal Year 2021-2022

As of July 31, 2022

Revenues

	Original Budget	Revised Budget	Actual To Date	Variance Over / (Under) Budget
Interest Income-Aux	$ 8,000	$ 8,000	$ 1,659	(6,341)
Aux HEERF Rev Loss Reimb	-	348,189.00	348,189.00	-
Food Service - Pecan	480,625.00	480,625.00	-	(480,625)
NAH Catering Services	-	9.00	9.00	-
Dual Credit Programs Summit	10,514.49	10,514.49	4.00	(10,510)
Non Public Fund	612,577.00	612,576.91	35,221.00	(577,356)
Bookstore	450,000.00	228,485.00	199,266.00	(29,219)
Vending Machines	50,000.00	63,829.00	63,829.00	-
MV-Child Care & Development	364,475.00	364,475.00	286,325.00	(78,150)
Student Activities & Wellness	1,656,218.00	1,656,218.00	1,476,569.00	(179,649)
Dr. Godinez Memorial Fund	2,135.00	2,135.39	1.00	(2,134)
Professional Dev Conferences	80,000.00	80,000.00	2.00	(79,998)
General Conferences	133,550.00	63,321.17	-	(63,321)
Professional Dev. Sponsorships	4,655.00	4,654.99	2.00	(4,653)
Career Expo	629.00	628.82	-	(629)
Ballet Folklorico Dance Carryover	38.47	38.47	-	(38)
STC Black History Month - AUX	19.00	18.50	-	(19)
Women's History Month - AUX	287.00	287.15	-	(287)
Ballet Folklorico Dance Company	15,281.00	27,519.17	26,416.00	(1,103)
ITED	12,916.00	12,916.11	7.00	(12,909)
Philosophy Across the Americas	966.00	966.15	1.00	(965)
Science Olympiad/Planetarium-Aux	5,525.00	5,525.33	2,094.00	(3,431)
Art Gallery - Library Projects	134.00	133.82	-	(134)
Child Dev. Conference Fall & Sprin	17,415.00	17,415.27	9.00	(17,406)
Critical Thinking Conf - ADN/CHOC	3,064.00	3,064.43	2.00	(3,062)
PATH Finders Academy STC NAH Ed.	3,517.00	15,001.00	15,001.00	-
Communication Arts Festival - AUX	34.00	33.57	-	(34)
Communication Arts Department - AUX	-	2,669.00	2,669.00	-
Theatre & Dance	6,384.00	6,384.27	5.00	(6,379)
TASA Conference	6.43	6.43	-	(6)
Women's Studies Sex Traffic Conf	2,047.00	2,047.39	1.00	(2,046)
Women's Studies Human Rights	219.00	218.67	-	(219)
Binational Innovation Conference	2,898.00	2,897.67	1,450.00	(1,448)
PSJA College for All STC Campus Tou	275.49	275.49	-	(275)
University Relations - Aux	-	1,000.00	1,000.00	
National Summit for Dual Credit Pro	33,140.00	33,139.56	31,217.00	(1,923)
AEDT Program Events	3,067.00	3,067.05	1.00	(3,066)
Will'n In Weslaco	554.00	553.77	-	(554)
STC Future Heroes 5K Challenge	2,051.00	2,051.36	1,163.00	(888)
Total Revenues	**$ 3,963,217**	**$ 4,060,891**	**$ 2,492,112**	**(1,568,779)**

Summary of Auxiliary Fund

Revenues and Expenditures

Fiscal Year 2021-2022

As of July 31, 2022

Expenditures

	Original Budget	Revised Budget	Actual To Date	Available Balance
Admin-Executive	$ 1,735	$ 22,535	$ 20,145	1,357
Admin-Board of Trustees	1,518	3,018	1,726	977
Empl Spouse/Depend Waiver	148,488	148,488	142,802	5,686
Admin-VP for Inst Adv and Econ Dev	-	5,000	2,282	2,271
Alumni and Friends	1,205	1,205	-	1,205
Community Engagement	723	723	-	723
Admin-VP Academic Affairs	5,729	3,563	2,109	807
Admin-Valley Scholars	1,000	1,000	224	550
Stu Initiative-NAH	-	500	443	57
Admin-Student Affairs	1,445	1,445	86	-
Admin-VP Stud Svcs & Develop	3,229	3,229	423	2,154
Admin-Graduation	14,214	20,214	16,921	1,884
Admin-Enrollment Svc	837	837	545	130
Admin-Center for Learn Excellence	482	482	-	482
Admin-VP Finance & Admin Svcs	3,229	4,229	1,663	1,342
Admin-HR Employee Training &Recruit	805	805	-	805
Auxiliary Business Operations	52,000	52,000	25,161	26,839
Admin-VP Info Svcs & Planning	3,229	8,729	792	7,068
Accreditation Auxiliary	6,400	900	415	442
Admin-Workforce Development	1,182	1,182	1,007	-
CPWE - Auxiliary	482	482	-	482
Food Service - Pecan	480,625	480,625	-	480,625
MV-Child Care & Development	364,475	336,066	57,338	247,425
Dr. Godinez Memorial Fund	2,135	2,135	-	2,135
Career Expo	629	629	-	629
Ballet Folklorico Dance Carryover	38	38	-	38
Ballet Folklorico Dance Company	15,281	27,519	16,272	10,731
Art Gallery - Library Projects	134	134	-	24
Child Dev. Conference Fall & Sprin	17,415	17,415	-	17,415
Critical Thinking Conf - ADN/CHOC	3,064	3,064	-	3,064
Communication Arts Festival - AUX	34	34	-	34
Communication Arts Department - AUX	-	2,669	-	2,669
Theatre & Dance	6,384	6,384	935	5,449
Binational Innovation Conference	1,448	2,898	2,862	36
AEDT Program Events	3,067	3,067	177	2,817
Employee Appreciation & Recognition	1,205	1,205	-	1,205
External Affairs	963	963	-	963
General Conferences	135,000	106,643	-	106,643

Continued…..

Summary of Auxiliary Fund

Revenues and Expenditures

Fiscal Year 2021-2022

As of July 31, 2022

Expenditures

	Original Budget	Revised Budget	Actual To Date	Available Balance
Gift Cards	500	500	100	400
IME-BECAS Scholarship STC Matching	2,200	10,000	9,750	250
Institutional Grant	1,300	1,300	80	1,220
IS&P Focus Groups	24	24	-	24
Library Art Gallery Events	603	603	157	383
Library Events	723	723	366	249
Non Public Fund	612,577	612,577	167,470	445,107
Other Reserve	196,401	190,525	-	190,525
PR-College Events	14,956	14,956	10,055	2,519
Professional Dev Conferences	80,000	80,000	-	80,000
Professional Dev. Sponsorships	4,655	4,655	-	4,655
Philosophy Across the Americas	966	966	-	966
PSJA College for All STC Campus Tou	275	275	-	275
National Summit for Dual Credit Pro	33,140	33,140	8,362	19,428
RCPSE Trainings	96	346	88	250
Science Olympiad/Planetarium-Aux	5,525	5,525	2,210	2,787
Staff Devlpmt-College Wide	20,000	22,023	6,759	6,480
STC Black History Month - AUX	19	19	-	19
STC Future Heroes 5K Challenge	2,051	2,051	637	1,109
Stu Initiative-BA Prgm & Univ Rel	1,000	1,400	917	296
Stu Initiative-HS Programs & Svcs	2,500	2,343	2,343	0
Stu Initiative-Technology Campus	-	400	239	-
President Events	-	47,700	43,484	2,342
PR-Promotional Marketing	-	10,000	-	10,000
TxDot Student Books	2,000	2,000	-	1,341
Student Affairs Trainings & Events	10,597	10,597	6,357	1,577
Victim Scholarship	5,000	5,000	-	5,000
Forgiven Collection Fees	-	2,500	2,255	245
Dual Credit Programs Summit	10,514	10,514	1,736	8,448
MV-Child Care Center Fund Bal Reser	-	28,409	-	28,409
Student Activities & Wellness	1,656,218	1,656,218	1,430,822	85,398
Women's History Month - AUX	287	287	-	287
ITED	12,916	12,916	-	12,916
PATH Finders Academy STC NAH Ed.	3,517	14,517	11,897	1,516
TASA Conference	6	6	-	6
Women's Studies Sex Traffic Conf	2,047	2,047	-	2,047
University Relations - Aux	-	1,000	-	1,000
Women's Studies Human Rights	219	219	-	219
Will'n In Weslaco	554	554	-	554
Total Expenditures	**$ 3,963,217**	**$ 4,060,891**	**$ 2,000,412**	**1,855,412**

12

Summary of Grant Revenues and Expenditures.

Summary of Grant Revenues and Expenditures

Fiscal Year 2021-2022

As of July 31, 2022

No.	Grant Name/Project Manager	Grant Budget	Advance Amount	Total Expenditures	Amount Requested	Report (s) submitted/ Payment Received	Amount Received	Amount Received Over / (Under) Expenditures
Federal Grants								
1	**High School Equivalency Program**	**803,960.88**	-	465,185.15	453,396.51		453,396.51	**(11,788.64)**
	Elias Hernandez 216030							Receivable balance
	Board Approval Date 08/27/2019				1,469.40	Oct-19 / pmt rcv'd Oct-19		that will be billed in
	Grant Period 07/01/19-06/30/24				1,986.75	Nov-19 / pmt rcv'd Nov-19		August 2022
	Reporting Requirement- Mthly				5,413.36	Dec-19 / pmt rcv'd Jan-20		
					5,366.95	Jan-20 / pmt rcv'd Jan-20		
					3,442.44	Feb-20 / pmt rcv'd Feb-20		
					7,611.61	Mar-20 / pmt rcv'd Mar-20		
					11,588.06	Apr-20 / pmt rcv'd Apr-20		
					5,708.05	May-20 / pmt rcv'd May-20		
					10,405.59	Jun-20 / pmt rcv'd Jun-20		
					4,125.73	Jul-20 / pmt rcv'd Jul-20		
					5,187.12	Aug-20 / pmt rcv'd Aug-20		
					10,991.63	Sep-20 / pmt rcv'd Sep-20		
					6,162.13	Oct-20 / pmt rcv'd Oct-20		
					2,495.53	Nov-20 / pmt rcv'd Nov-20		
					4,780.86	Dec-20 / pmt rcv'd Dec-20		
					8,478.96	Jan-21 / pmt rcv'd Jan-21		
					11,058.63	Feb-21 / pmt rcv'd Feb-21		
					11,692.27	Mar-21 / pmt rcv'd Mar-21		
					10,923.73	Apr-21 / pmt rcv'd Apr-21		
					50,381.16	May-21 / pmt rcv'd May-21		
					13,120.45	Jun-21 / pmt rcv'd Jun-21		
					15,826.52	Jul-21 / pmt rcv'd Jul-21		
					40,671.45	Aug-21 / pmt rcv'd Aug-21		
					14,293.61	Sep-21 / pmt rcv'd Sep-21		
					30,083.18	Oct-21 / pmt rcv'd Oct-21		
					23,859.69	Nov-21 / pmt rcv'd Nov-21		
					9,178.48	Dec-21 / pmt rcv'd Dec-21		
					9,232.53	Jan-22/ pmt rcv'd Jan-22		
					18,017.42	Feb-22 / pmt rcv'd Feb-22		
					28,577.26	Mar-22 / pmt rcv'd Mar-22		
					6,822.68	Apr-22 / pmt rcv'd Apr-22		
					15,793.67	May-22 / pmt rcv'd May-22		
					19,704.64	Jun-22 / pmt rcv'd Jun-22		
					28,944.97	Jul-22 / pmt rcv'd Jul-22		
2	**National Science Foundation -Six S Academy**	**486,618.00**	-	219,266.12	219,266.12		219,266.12	**-**
	Thomas M Ndolo 216031							
	Board Approval Date 01/28/2020				19,125.00	May-20 / pmt rcv'd May-20		
	Grant Period 01/01/2020 - 12/31/2024				-	Jun-20		
	Reporting Requirements - TBD				8,424.57	Jul-20 / pmt rcv'd Jul-20		
					16,246.53	Aug-20 / pmt rcv'd Aug-20		
					8,674.62	Sep-20 / pmt rcv'd Sep-20		
					5,490.95	Oct-20 / pmt rcv'd Oct-20		
					623.36	Nov-20 / pmt rcv'd Dec-20		
					1,003.23	Dec-20 / pmt rcv'd Dec-20		
					19,086.64	Jan-21 / pmt rcv'd Jan-21		
					9,589.07	Feb-21 / pmt rcv'd Apr-21		
					765.30	Mar-21 / pmt rcv'd Apr-21		
					5,239.51	Apr-21 / pmt rcv'd Apr-21		
					3,179.25	May-21 / pmt rcv'd May-21		
					27,018.31	Jun-21 / pmt rcv'd Jun-21		
					9,103.34	Jul-21 / pmt rcv'd Jul-21		
					17,310.22	Aug-21 / pmt rcv'd Aug-21		
					16,442.40	Sep-21 / pmt rcv'd Sep-21		
					-	Oct-21		
					-	Nov-21		
					9,999.00	Dec-21 / pmt rcv'd Dec-21		
					3,720.26	Jan-22 / pmt rcv'd Jan-22		
					9,639.12	Feb-22 / pmt rcv'd Feb-22		

Summary of Grant Revenues and Expenditures

Fiscal Year 2021-2022

As of July 31, 2022

No.	Grant Name/Project Manager	Grant Budget	Advance Amount	Total Expenditures	Amount Requested	Report (s) submitted/ Payment Received	Amount Received	Amount Received Over / (Under) Expenditures
					3,976.90	Mar-22 / pmt rcv'd Mar-22		
					-	Apr-22		
					1,350.00	May-22 / pmt rcv'd May-22		
					22,491.54	Jun-22 / pmt rcv'd Jun-22		
					767.00	Jul-22 / pmt rcv'd Jul-22		
3	**Bridges to the Baccalaureate Research**	**41,898.06**	-	41,545.99	39,180.63		35,668.21	**(5,877.78)**
	Shima Chaudhary 216037							Receivable balance
	Board Approval Date 09/22/2020							that was billed in July
	Grant Period 08/01/2020 - 07/31/2025				1,181.40	Dec-20 / pmt rcv'd Jan-21		and will be billed in
	Reporting Requirements - Monthly				3,405.60	Jan-21 / pmt rcv'd Feb-21		August 2022
					1,470.76	Feb-21 / pmt rcv'd Feb-21		
					117.66	Mar-21 / pmt rcv'd Mar-21		
					-	Apr-21		
					-	May-21		
					-	Jun-21		
					7,360.30	Jul-21 / pmt rcv'd Jul-21		
					6,094.74	Aug-21 / pmt rcv'd Aug-21		
					-	Sep-21		
					-	Oct-21		
					-	Nov-21		
					6,018.00	Dec-21 / pmt rcv'd Feb-22		
					1,470.26	Jan-22 / pmt rcv'd Feb-22		
					117.62	Feb-22 / pmt rcv'd Mar-22		
					5,592.00	Mar-22 / pmt rcv'd Apr-22		
					-	Apr-22		
					-	May-22		
					2,839.87	Jun-22 / pmt rcv'd Jun-22		
					3,512.42	Jul-22 / pending pmnt		
4	**Developing Hispanic Serving Institutions Grant**	**1,115,248.00**	-	758,714.04	705,344.71		705,344.71	**(53,369.33)**
	David Plummer 216047							Receivable balance
	Board Approval Date 09/22/2020				-	Nov-20		that will be billed in
	Grant Period 10/01/2020 - 09/30/2025				-	Dec-20		August 2022
	Reporting Requirement - Monthly				-	Jan-21		
					206.00	Feb-21 / pmt rcv'd Feb-21		
					-	Mar-21		
					1,648.86	Apr-21 / pmt rcv'd Apr-21		
					53,925.45	May-21 / pmt rcv'd May-21		
					10,614.97	Jun-21 / pmt rcv'd Jun-21		
					15,809.29	Jul-21 / pmt rcv'd Jul-21		
					52,712.27	Aug-21 / pmt rcv'd Aug-21		
					39,147.90	Sep-21 / pmt rcv'd Sep-21		
					31,410.48	Oct-21 / pmt rcv'd Oct-21		
					47,457.93	Nov-21 / pmt rcv'd Nov-21		
					51,885.49	Dec-21 / pmt rcv'd Dec-21		
					31,980.91	Jan-22 / pmt rcv'd Jan-22		
					70,718.63	Feb-22 / pmt rcv'd Feb-22		
					33,318.71	Mar-22 / pmt rcv'd Mar-22		
					82,460.60	Apr-22 / pmt rcv'd Apr-22		
					84,515.59	May-22 / pmt rcv'd May-22		
					32,716.70	Jun-22 / pmt rcv'd Jun-22		
					64,814.93	Jul-22 / pmt rcv'd Jul-22		
5	**WFS Apprenticeship Expansion FY 21-22**	**115,206.00**	-	98,706.31	98,706.31		98,706.31	**-**
	Leonel Garcia 216048							
	Board Approval Date 09/22/2020				3,901.65	Dec-20 / pmt rcv'd Jan-21		
	Grant Period 10/01/2020 - 03/31/2022				-	Jan-21		
	Reporting Requirement - Monthly				1,018.20	Feb-21 / pmt rcv'd Mar-21		
					10,207.85	Mar-21 / pmt rcv'd Apr-21		
					12,935.47	Apr-21 / pmt rcv'd Apr-21		
					28,488.83	May-21 / pmt rcv'd Jun-21		
					3,406.89	Jun-21 / pmt rcv'd Jun-21		

Summary of Grant Revenues and Expenditures

Fiscal Year 2021-2022

As of July 31, 2022

No.	Grant Name/Project Manager	Grant Budget	Advance Amount	Total Expenditures	Amount Requested	Report (s) submitted/ Payment Received	Amount Received	Amount Received Over / (Under) Expenditures
					13,618.30	Jul-21 / pmt rcv'd Jul-21		
					1,186.62	Aug-21 / pmt rcv'd Aug-21		
					3,935.10	Sep-21 / pmt rcv'd Oct-21		
					1,878.86	Oct-21 / pmt rcv'd Oct'21		
					8,762.83	Nov-21 / pmt rcv'd Nov'21		
					3,148.02	Dec-21 / pmt rcv'd Dec'21		
					1,564.65	Jan-22 / pmt rcv'd Jan'22		
					1,738.98	Feb-22 / pmt rcv'd Feb'22		
					1,095.30	Mar-22 / pmt rcv'd Mar-22		
					1,159.15	Apr-22 / pmt rcv'd Apr-22		
					237.32	May-22 / pmt rcv'd Jun-22		
					90.02	Jun-22 / pmt rcv'd Jun-22		
					332.27	Jul-22 / pmt rcv'd Jul-22		
	Extended to 06/30/22							
6	**Be Aware 2: BioEnergy and Water for Agriculture Research**	**24,108.00**	-	6,696.55	6,696.55		6,696.55	-
	Maria Cervantes 216049							
	Board Approval Date 07/28/2020							
	Grant Period 09/01/2020 - 08/31/2024				-	Feb-21		
	Reporting Requirement - Monthly				-	Mar-21		
					-	Apr-21		
					-	May-21		
					-	Jun-21		
					490.06	Jul-21 / pmt rcv'd Aug-21		
					-	Aug-21		
					4,928.88	Sep-21 / pmt rcv'd Oct-21		
					-	Oct-21		
					-	Nov-21		
					-	Dec-21		
					-	Jan-22		
					638.85	Feb-22 / pmt rcv'd Apr-22		
					-	Mar-22		
					-	Apr-22		
					-	May-22		
					638.76	Jun-22 / pmt rcv'd Jul-22		
					-	Jul-22		
7	**Apprenticeship Tx 3 Expansion**	**202,898.00**	-	164,560.66	168,105.24		169,241.62	**4,680.96**
	Leonel Garcia 216052							Receivable balance
	Board Approved Date: 6/22/2021				-	Jul-21		that will be billed in
	Grant Period 04/01/2021 - 09/30/2022				1,354.47	Aug-21 / pmt rcv'd Sep-21		August 2022
	Reporting Requirement - Monthly				1,376.86	Sep-21 / pmt rcv'd Sep-21		
					1,908.09	Oct-21 / pmt rcv'd Oct-21		
					23,237.39	Nov-21 / pmt rcv'd Nov-21		
					7,943.49	Dec-21 / pmt rcv'd Dec-21		
					9,740.23	Jan-22 / pmt rcv'dJan-22		
					18,278.10	Feb-22 / pmt rcv'd Feb-22		
					18,923.68	Mar-22 / pmt rcv'd Mar-22		
					22,342.77	Apr-22 / pmt rcv'd Apr-22		
					34,653.36	May-22 / pmt rcv'd May-22		
					29,483.18	Jun-22 / pmt rcv'd Jun-22		
					(1,136.38)	Jul-22		
8	**Child Care & Adult Care Food Program FY22**	**60,275.60**	-	30,186.37	28,828.50		28,828.50	**(1,357.87)**
	Sylvia Serrano 216054							Receivable balance
	Board Approval Date				4,016.17	Nov-21 / pmt rcv'd Nov-21		that will be billed in
	Grant Period 10/01/2021 - 09/30/2022				4,208.94	Dec-21 / pmt rcv'd Dec-21		August 2022
	Reporting Requirements - Monthly				2,019.42	Jan-22 / pmt rcv'd Jan-22		
					1,519.86	Feb-22 / pmt rcv'd Feb-22		
					3,312.02	Mar-22 / pmt rcv'd Mar-22		
					3,229.96	Apr-22 / pmt rcv'd Apr-22		
					3,453.48	May-22 / pmt rcv'd May-22		
					3,025.04	Jun-22 / pmt rcv'd Jun-22		

Summary of Grant Revenues and Expenditures

Fiscal Year 2021-2022

As of July 31, 2022

No.	Grant Name/Project Manager	Grant Budget	Advance Amount	Total Expenditures	Amount Requested	Report (s) submitted/ Payment Received	Amount Received	Amount Received Over / (Under) Expenditures
					4,043.61	Jul-22 / pmt rcv'd Jul-22		
9	**OER Course Development Grant**	**71,315.25**	35,657.62	45,121.35	35,657.62		-	**(9,463.73)**
	Rosa E. Gutierrez 216055							
	Board Approval Date				-	Dec-21		
	Grant Period 08/30/2021 - 08/31/2022				-	Jan-22		
	Reporting Requirement- Upon Request				-	Feb-22		
					-	Mar-22		
					35,657.62	Advance / pmt rcvd Apr-22		
					-	May-22		
					-	Jun-22		
					-	Jul-22		
10	**Department of Labor Susan Harwood Training Grant FY22**	**152,985.00**	-	79,669.40	75,132.90		75,132.90	**(4,536.50)**
	Leonel O. Garcia 216056							Receivable balance
	Board Approval Date				11,735.85	Jan-22 / pmt rcv'd Jan-22		that will be requested in
	Grant Period 09/30/2021 - 09/30/2022				16,486.21	Apr-22 / pmt rcv'd Jun-22		October 2022 for 4th
	Reporting Requirement - Quarterly				46,910.84	Jul-22 / pmt rcv'd Jul-22		Quarter Report
11	**Apprenticeship Expansion 4**	**199,981.00**	-	120,638.62	86,821.93		86,821.93	**(33,816.69)**
	Leonel O. Garcia 216057							Receivable balance
	Board Approval Date				1,657.77	Nov-21 / pmt rcv'd Nov-21		that will be billed in
	Grant Period 09/1/2021 - 02/28/2023				2,237.76	Dec-21 / pmt rcv'd Dec-21		August 2022
	Reporting Requirement - Monthly				1,704.29	Jan-22 / pmt rcv'd Jan-22		
					1,801.96	Feb-22 / pmt rcv'd Mar-22		
					2,727.42	Mar-22 / pmt rcv'd Mar-22		
					56,472.70	Apr-22 / pmt rcv'd May-22		
					14,425.61	May-22 / pmt rcv'd May-22		
					3,084.05	Jun-22 / pmt rcv'd Jun-22		
					2,710.37	Jul-22 / pmt rcv'd Jul-22		
12	**STARTREC in Food, Agriculture**	**17,500.00**	-	3,575.03	981.79		2,712.60	**(862.43)**
	Jorge E. Cantu 216058							Receivable balance
	Board Approval Date: 08/24/2021				-	Dec-21		that will be billed in
	Grant Period 09/1/2021 - 07/31/2025				-	Jan-22		August 2022
	Reporting Requirement - Monthly				-	Feb-22		
					-	Mar-22		
					-	Apr-22		
					981.79	May-22 / pmt rcv'd May-22		
					-	Jun-22		
					-	Jul-22		
13	**OER Open Educational Resources**	**4,830.00**	2,415.00	-	2,415.00		-	**2,415.00**
	Aaron B. Wilson 216059							
	Board Approval Date: 08/24/2021				2,415.00	Advance / pmt rcvd Apr-22		
	Grant Period 08/30/2021 - 08/31/2022							
	Reporting Requirement- Upon Request							
14	**Continuous Improvement Grant**	**80,000.00**	80,000.00	79,385.49	80,000.00		80,000.00	**614.51**
	Juan Carlos Aguirre 216071							
	Board Approval Date 10/27/2015				20,000.00	Advance / pmt rcvd May-16		
	Grant Period 11/05/15-06/30/19				10,000.00	Advance / pmt rcvd Oct-16		
	Reporting Requirement- Upon Request				10,000.00	Advance / pmt rcvd Apr-17		
					10,000.00	Advance / pmt rcvd Oct-17		
					10,000.00	Advance / pmt rcvd May-18		
					10,000.00	Advance / pmt rcvd Nov-18		
					10,000.00	Advance / pmt rcvd May-19		

Summary of Grant Revenues and Expenditures

Fiscal Year 2021-2022

As of July 31, 2022

No.	Grant Name/Project Manager	Grant Budget	Advance Amount	Total Expenditures	Amount Requested	Report (s) submitted/ Payment Received	Amount Received	Amount Received Over / (Under) Expenditures
	Extended: until activities completed							
15	**ACE 2 - Carl Perkins Leadership**	**174,963.00**	-	81,183.64	42,540.79		5,787.00	**(75,396.64)**
	Sara M. Lozano 216076							Receivable balance
	Board Approval Date: 09/28/21				-	Jan-22		that was billed in June
	Grant Period 09/01/21-08/31/22				5,787.13	Mar-22 / pmt rcv'd Apr-22		and will be requested in
	Reporting Requirement-Qtrly				36,753.66	Jun-22 / pending pmnt		September 2022
					-	Jul-22		for 4th Quarter
16	**TWC Apprenticeship Texas Expansion 5**	**329,462.00**	-	17,363.12	14,247.25		14,247.25	**(3,115.87)**
	Leonel O. Garcia 216077							Receivable balance
	Board Approval Date: 01/25/2022				-	Feb-22		that will be billed in
	Grant Period 02/01/22-01/31/23				3,697.62	Mar-22 / pmt rcv'd Apr-22		August 2022
	Reporting Requirement-Mthly				-	Apr-22		
					4,031.97	May-22 / pmt rcv'd May-22		
					3,320.61	Jun-22 / pmt rcv'd Jun-22		
					3,197.05	Jul-22 / pmt rcv'd Jul-22		
17	**TWC Camp Code**	**43,496.00**	-	22,244.72	7,272.41		7,273.11	**(14,971.61)**
	Leonel O. Garcia 216078							Receivable balance
	Board Approval Date: 02/22/22				-	Mar-22		that will be billed in
	Grant Period 03/14/2022 - 08/31/2022				-	Apr-22		August 2022
	Reporting Requirement - Monthly				-	May-22		
					7,000.00	Jun-22 / pmnt rcv'd Jun-22		
					272.41	Jul-22 / pmnt rcv'd Jul-22		
18	**Childcare Relief Funds 2022**	**334,581.00**	83,645.25	1,440.00	83,645.25		-	**82,205.25**
	Sylvia G. Serrano 216079							
	Board Approval Date: 04/26/22				83,645.25	Advance / pmt rcvd Jun-22		
	Grant Period: 04/06/2022 - 05/31/2023							
	Reporting Requirement - Quarterly							
19	**Carl Perkins Basic FY22**	**2,583,576.00**	-	1,823,059.40	1,271,375.32		755,014.00	**(1,068,045.40)**
	Samantha Uriegas 216085							Receivable balance
	Board Approval Date 07/27/2021				191,722.00	Jan-22 / pmt rcv'd Mar-22		that was billed in June
	Grant Period 09/01/21-08/31/22				563,293.33	Mar-22 / pmt rcv'd May-22		and will be requested in
	Reporting Requirement-Qtrly				516,359.99	Jun-22 / pending pmnt		September 2022
								for 4th Quarter
20	Pathways to NRCS and Academic Careers to Civil Engineering and A	**46,087.00**	-	4,120.00	-		-	**(4,120.00)**
	Wendi J. Williams 216090							Receivable balance
	Board Approval Date 04/26/2022				-	Apr-22		that will be billed in
	Grant Period 01/15/22-01/14/27				-	May-22		August 2022
					-	Jun-22		
					-	Jul-22		
	Reporting Requirement-Mnthly							
21	**Child Care Access Means Parents in School (CCAMPIS)**	**929,800.00**	-	844,599.08	839,549.08		839,549.08	**(5,050.00)**
	Cecilia Villagran 216119							Receivable balance
	Board Approval Date 10/24/2017				20,739.50	Dec-18 / pmt rcvd Dec-18		that will be billed in
	Grant Period 10/01/18-09/30/22				29,014.00	Jan-19 / pmt rcvd Jan-19		August 2022
	Reporting Requirement-Mthly				15,350.00	Feb-19 / pmt rcvd Feb-19		
					-	Mar-19		
					41,802.00	Apr-19 / pmt rcvd Apr-19		
					21,480.00	May-19 / pmt rcvd May-19		
					13,788.00	Jun-19 / pmt rcv'd Jun-19		
					12,468.00	Jul-19 / pmt rcv'd Jul-19		
					2,136.00	Aug-19 / pmt rcv'd Aug-19		
					11,204.00	Sep-19 / pmt rcv'd Sep-19		
					19,268.00	Oct-19 / pmt rcv'd Oct-19		

Summary of Grant Revenues and Expenditures

Fiscal Year 2021-2022
As of July 31, 2022

No.	Grant Name/Project Manager	Grant Budget	Advance Amount	Total Expenditures	Amount Requested	Report (s) submitted/ Payment Received	Amount Received	Amount Received Over / (Under) Expenditures
					21,476.00	Nov-19 / pmt rcv'd Nov-19		
					-	Dec-19		
					30,501.52	Jan-20 / pmt rcv'd Jan-20		
					17,538.00	Feb-20 / pmt rcv'd Feb-20		
					20,280.00	Mar -20 / pmt rcv'd Mar-20		
					50,407.40	May-20 / pmt rcvd May-20		
					4,000.00	Jun-20 / pmt rcv'd Jun-20		
					-	Jul-20		
					-	Aug-20		
					-	Sep-20		
					23,454.75	Oct-20 / pmt rcv'd Oct-20		
					12,065.00	Nov-20 / pmt rcv'd Dec-20		
					16,180.00	Dec-20 / pmt rcv'd Dec-20		
					9,989.17	Jan-21 / pmt rcv'd Jan-21		
					8,775.00	Feb-21 / pmt rcv'd Feb-21		
					15,845.00	Mar-21 / pmt rcv'd Mar-21		
					17,788.85	Apr-21 / pmt rcv'd Apr-21		
					73,107.65	May-21 / pmt rcv'd May-21		
					9,000.00	Jun-21 / pmt rcv'd Jun-21		
					17,878.95	Jul-21 / pmt rcv'd Jul-21		
					9,025.00	Aug-21 / pmt rcv'd Aug-21		
					9,165.00	Sep-21 / pmt rcv'd Sep-21		
					16,315.00	Oct-21 / pmt rcv'd Oct-21		
					15,750.00	Nov-21 / pmt rcv'd Nov-21		
					16,680.00	Dec-21 / pmt rcv'd Dec-21		
					59,327.86	Jan-22 / pmt rcv'd Jan-22		
					10,200.00	Feb-22 / pmt rcv'd Feb-22		
					16,460.00	Mar-22 / pmt rcv'd Mar-22		
					15,965.00	Apr-22 / pmt rcv'd Apr-22		
					72,817.32	May-22 / pmt rcv'd May-22		
					26,275.93	Jun-22 / pmt rcv'd Jun-22		
					36,031.18	Jul-22 / pmt rcv'd Jul-22		
22	**Adult Education and Family Literacy**	**249,999.75**	-	105,750.57	105,750.57		61,744.64	**(44,005.93)**
	Elizabeth Hernandez 216126							Receivable balance
	Board Approved Date: 01/25/2022				-	Jan-22		that was billed in July
	Grant Period 10/06/21- 06/30/22				5,803.46	Feb-22 / pmt rcv'd Apr-22		and will be billed in
	Reporting Requirement- Monthly				10,993.17	Mar-22 / pmt rcv'd Apr-22		August 2022
					14,131.46	Apr-22 / pmt rcv'd May-22		
					20,079.11	May-22 / pmt rcv'd Jun-22		
					10,737.44	Jun-22 / pmt rcv'd Jun-22		
					44,005.93	Jul-22 / pending pmt		
23	**Health Professionals Program**	**500,000.00**	500,000.00	177,837.70	500,000.00		-	**322,162.30**
	Jayson T. Valerio 216127							
	Board Approved Date: 02/22/2022				500,000.00	Advance / pmt rcvd Mar-22		
	Grant Period 01/01/22-12/31/24							
	Reporting Requirement- Upon Request							
24	**Texas Supports Libraries Grant**	**63,556.00**	-	51,269.45	43,779.74		35,185.14	**(16,084.31)**
	Lisa B. Walters 216164							Receivable balance
	Board Approved Date: 11/23/2021				-	Jan-22		that was billed in July
	Grant Period 12/01/21- 08/31/22				349.87	Feb-22 / pmt rcv'd Mar-22		and will be billed in
	Reporting Requirement- Monthly				735.98	Mar-22 / pmt rcv'd Apr-22		August 2022
					10,506.83	Apr-22 / pmt rcv'd May-22		
					698.78	May-22 / pmt rcvd Jun-22		
					22,893.68	Jun-22 / pmt rcvd Jul-22		
					8,594.60	Jul-22 / pending pmt		
25	**Texas Reskilling Support Fund**	**112,500.00**	112,500.00	21,701.00	112,500.00		112,500.00	**90,799.00**
	Olivia De La Rossa 216421							
	Board Approved Date: 1/12/2021				56,250.00	Advance / pmt rcvd Mar-21		

Summary of Grant Revenues and Expenditures

Fiscal Year 2021-2022
As of July 31, 2022

No.	Grant Name/Project Manager	Grant Budget	Advance Amount	Total Expenditures	Amount Requested	Report (s) submitted/ Payment Received	Amount Received	Amount Received Over / (Under) Expenditures
	Grant Period 01/21/21- 12/31/2 Reporting Requirement- Upon Request				56,250.00	Advance / pmt rcvd Aug-21		
26	**Accelerating Credentials of Purpose and Value** Carlos Margo 216422 Board Approved Date: 01/25/2022 Grant Period 02/07/22 - 9/30/22 Reporting Requirement- Upon Request	**289,720.00**	289,720.00	76,419.08	289,720.00 144,860.00 144,860.00	 Advance / pmt rcvd Mar-22 Advance / pmt rcvd Jun-22	-	**213,300.92**
27	**Texas Reskilling Support Fund 2** Matthew Hebbard 216423 Board Approved Date: 1/12/2021 Grant Period 03/16/21- 2/15/22 Reporting Requirement- Upon Request	**112,500.00**	112,500.00	112,500.00	112,500.00 56,250.00 56,250.00	 Advance / pmt rcvd May-21 Advance / pmt rcvd June-21	112,500.00	**-**
28	**Texas Reskilling Support Fund 3** Matthew Hebbard 216424 Board Approved Date: 01/25/2022 Grant Period 02/01/22- 09/30/22 Reporting Requirement- Upon Request	**312,500.00**	312,500.00	184,212.00	312,500.00 56,250.00 200,000.00 56,250.00	 Advance / pmt rcvd Feb-22 Advance / pmt rcvd May-22 Advance / pmt rcvd Jul-22	-	**128,288.00**
29	**STC TRUE Consortium (TSTC)** Leonel O. Garcia 216425 Board Approved Date: 11/23/21 Grant Period 03/22/22- 09/30/22 Reporting Requirement- Monthly	**300,210.00**	-	23,234.37	16,339.92 - - - 8,988.60 7,351.32	 Mar-22 Apr-22 May-22 Jun-22 / pending pmnt Jul-22 / pending pmnt	-	**(23,234.37)** Receivable balance that was billed in July and will be billed in August 2022
30	**Work Learning Opportunity Apprenticeship** Leonardo O. Garcia 216426 Board Approved Date: 02/22/22 Grant Period 03/24/22- 09/30/22 Reporting Requirement- Upon Request	**164,974.00**	82,487.00	22,065.66	82,487.00 82,487.00	 Advance / pmt rcvd Apr-22	-	**60,421.34**
31	**Accelerating Credentials Planning** Saeed Molki 216427 Board Approved Date: 06/28/22 Grant Period 07/19/22- 09/30/22 Reporting Requirement- Upon Request	**45,273.00**	45,273.00	-	45,273.00 45,273.00	 Advance / pmt rcvd Jul-22	-	**45,273.00**
32	**Accelerating Credentials of purpose Grant** Mario J. Morin 216428 Board Approved Date: 02/22/22 Grant Period 03/01/22- 09/30/22 Reporting Requirement- Monthly	**216,140.00**	-	162,329.60	160,334.60 - - - 43,212.43 117,122.17	 Mar-22 Apr-22 May-22 Jun-22 / pmt rcv'd Jun-22 Jul-22 / pending pmnt	43,212.43	**(119,117.17)** Receivable balance that was billed in July and will be billed in August 2022
33	**THECB Work-Based Leraning Opportunity- Internship** Ashley D. Gonzalez 216429 Board Approved Date: 02/22/22 Grant Period 04/01/22- 09/30/22 Reporting Requirement- Upon Request	**250,000.00**	125,000.00	-	125,000.00 125,000.00	 Advance / pmt rcvd May-22	-	**125,000.00**
34	**CARES Act HEERF - MSI** Matthew Hebbard 216770 Board Approval Date: 06/23/20 Grant Period 06/08/20 - 04/12/2022 Reporting Requirement - Drawdowns Monthly	**3,549,762.00**	-	3,549,762.00	3,549,743.00 766,879.00 120,928.00 (213,302.70) (152,332.30) (1,173.00)	 Aug-20 / pmt rcv'd Aug-20 Sep-20 / pmt rcv'd Sep-20 Oct-20 / refund Nov-20 Nov-20 / refund Nov-20 Dec-20 / refund Dec-20	3,549,743.00	**(19.00)** Receivable balance that will be billed in August 2022

Summary of Grant Revenues and Expenditures

Fiscal Year 2021-2022

As of July 31, 2022

No.	Grant Name/Project Manager	Grant Budget	Advance Amount	Total Expenditures	Amount Requested	Report (s) submitted/ Payment Received	Amount Received	Amount Received Over / (Under) Expenditures
					478,095.90	Jan-21 / pmt rcv'd Jan-21		
					11,827.50	Feb-21 / pmt rcv'd Feb-21		
					255,716.60	Mar-21 / pmt rcv'd Mar-21		
					(600.00)	Apr-21 / refund Apr-21		
					600.00	May-21 / pmt rcv'd Jun-21		
					736,800.00	Jun-21 / pmt rcv'd Jun & Jul-21		
					364,800.00	Jul-21 / pmt rcv'd Jul-21		
					186,000.00	Aug-21 / pmt rcv'd Aug & Sep-21		
					873,860.00	Sep-21/ pmt rcv'd Sep & Oct-21		
					6,000.00	Oct-21 / pmt rcv'd Oct-21		
					2,400.00	Nov-21 / pmt rcv'd Nov-21		
					1,400.00	Dec-21 / pmt rcv'd Dec-21		
					89,762.00	Jan-22 / pmt rcv'd Jan-22		
					22,101.00	Feb-22 / pmt rcv'd Feb-22		
					(19.00)	Mar-22 / credit applied in March-22		
					-	Apr-22		
					-	May-22		
					-	Jun-22		
					-	Jul-22		
35	**CRRSA HEERF II - Institutional**	**32,178,403.00**	-	31,957,355.10	31,619,760.91		31,619,760.91	**(337,594.19)**
	Mary Elizondo 216772							Receivable balance
	Board Approval Date: 1/26/2021				5,340,189.00	Apr-21 / pmt rcv'd Apr-21		that will be billed in
	Grant Period 01/15/21- 01/14/22				6,028,210.24	Jun-21 / pmt rcv'd Jul-21		August 2022
	Reporting Requirement - Drawdowns Monthly				42,255.00	Jul-21 / pmt rcv'd Jul-21		
					22,688.95	Aug-21 / pmt rcv'd Aug & Sep-21		
					262,723.27	Sep-21/ pmt rcv'd Sep & Oct-21		
					388,042.81	Oct-21 / pmt rcv'd Oct-21		
					555,046.00	Nov-21 / pmt rcv'd Nov-21		
					4,329,082.41	Dec-21 / pmt rcv'd Dec-21		
					5,349,460.99	Jan-22 / pmt rcv'd Jan-22		
					7,676,821.14	Feb-22 / pmt rcv'd Feb-22		
					1,400,098.96	Mar-22 / pmt rcv'd Mar-22		
					86,275.54	Apr-22 / pmt rcv'd Apr-22		
					64,088.95	May-22 / pmt rcv'd May-22		
					38,805.29	Jun-22 / pmt rcv'd Jun-22		
					35,972.36	Jul-22 / pmt rcv'd Jul-22		
	Date Extended to 06/30/2023							
36	**ARPA HEERF III - Institutional**	**36,274,751.00**	-	12,525,336.82	12,307,003.61		12,313,437.80	**(211,899.02)**
	Mary Elizondo 216773							Receivable balance
	Board Approval Date: 5/25/2021				99,100.00	Aug-21 / pmt rcv'd Aug-21		that will be billed in
	Grant Period 05/20/21- 05/19/22				-	Sep-21		August 2022
	Reporting Requirement - Drawdowns Monthly				-	Oct-21		
					-	Nov-21		
					-	Dec-21		
					-	Jan-22		
					-	Feb-22		
					4,394.50	Mar-22 / pmt rcv'd Mar-22		
					6,019,705.10	Apr-22 / pmt rcv'd Apr-22		
					4,464,760.46	May-22 / pmt rcv'd May-22		
					1,311,558.68	Jun-22 / pmt rcv'd Jun-22		
					407,484.87	Jul-22 / pmt rcv'd Jul-22		
	Date Extended to 06/30/2023							
37	**MSI HEERF III - ARP**	**3,873,690.00**	-	2,553,919.65	1,577,300.10		2,340,207.10	**(213,712.55)**
	Mathew S. Hebbard 216774							Receivable balance
	Board Approval Date:				-	Sep-21		that will be billed in
	Grant Period 08/06/21 - 08/05/22				-	Oct-21		August 2022
	Reporting Requirement - Drawdowns Monthly				-	Nov-21		
					-	Dec-21		
					-	Jan-22		
					961,116.00	Feb-22 / pmt rcv'd Feb-22		
					52,960.60	Mar-22 / pmt rcv'd Mar-22		

Summary of Grant Revenues and Expenditures

Fiscal Year 2021-2022

As of July 31, 2022

No.	Grant Name/Project Manager	Grant Budget	Advance Amount	Total Expenditures	Amount Requested	Report (s) submitted/ Payment Received	Amount Received	Amount Received Over / (Under) Expenditures
					93,998.00	Apr-22 / pmt rcv'd Apr-22		
					34,679.00	May-22 / pmt rcv'd May-22		
					386,821.70	Jun-22 / pmt rcv'd Jun-22		
					47,724.80	Jul-22 / pmt rcv'd Jul-22		
38	**SAIHE**	**10,136,521.00**	-	10,136,521.00	10,136,521.00		10,136,521.00	-
	Mathew S. Hebbard 216775							
	Board Approval Date:				-	Aug-21		
	Grant Period 07/01/21 - 07/31/22				-	Sep-21		
	Reporting Requirement - Drawdowns Monthly				-	Oct-21		
					-	Nov-21		
					-	Dec-21		
					10,095,450.00	Jan-22 / pmt rcv'd Jan-22		
					3,400.00	Feb-22 / pmt rcv'd Feb-22		
					37,671.00	Mar-22 / pmt rcv'd Mar-22		
					-	Apr-22		
					-	May-22		
					-	Jun-22		
					-	Jul-22		
	Total Federal Grants	***96,449,288.54***	***1,781,697.87***	***66,567,475.04***	***65,310,404.36***		***63,908,498.42***	***(1,182,278.75)***
	State Grants							
39	**Work-Study Mentorship Program 2020 - 2021**	**76,214.00**	76,214.00	66,067.20	76,214.00		76,214.00	**10,146.80**
	Juan Miguel Galvan 226007							
	Board Approval Date 09/22/20				84,290.00	Advance / pmt rcvd Oct-20		
	Grant Period 09/01/20 - 08/31/21				(8,076.00)	Apr-21 / transfer funds Apr-21		
	Reporting Requirement- End of each semester							
40	**Work-Study Mentorship Program 2021 - 2022**	**84,699.00**	63,524.00	-	63,524.00		63,524.00	**63,524.00**
	Juan Miguel Galvan 226008							
	Board Approval Date				84,699.00	Advance / pmt rcvd Mar-22		
	Grant Period 09/01/20 - 08/31/22				(21,175.00)	May-22 / transfer funds May-22		
	Reporting Requirement- End of each semester							
41	**TWC Self Sufficient Fund FY22**	**157,000.00**	-	74,090.92	73,746.97		73,746.97	**(343.95)**
	Leonel O. Garcia 226039							Receivable balance
	Board Approval Date 11/24/20				5,545.79	Nov-21 / pmt rcv'd Nov-21		that will be billed in
	Grant Period 08/31/21 - 08/31/22				8,175.26	Dec-21 / pmt rcv'd Dec-21		August 2022
	Reporting Requirement- Monthly				7,305.05	Jan-22 / pmt rcv'd Jan-22		
					7,885.25	Feb-22 / pmt rcv'd Feb-22		
					6,747.65	Mar-22 / pmt rcv'd Mar-22		
					17,262.60	Apr-22 / pmt rcv'd Apr-22		
					6,031.57	May-22 / pmt rcv'd May-22		
					13,990.61	Jun-22 / pmt rcv'd Jun-22		
					803.19	Jul-22 / pmt rcv'd Jul-22		
42	**JET - AEDT**	**204,058.00**	-	199,576.88	199,479.30		15,873.15	**(183,703.73)**
	Laura Salas 226041							Receivable balance
	Board Approval Date 09/28/2021				17,148.70	Apr-22 / partial pmt*		that was billed in April,
	Grant Period 09/01/21 - 08/31/22				591.88	May-22 / partial pmt*		May,June, July and will be
	Reporting Requirement- Monthly				174,316.07	Jun-22 / pending pmnt		billed in August 2022
					7,422.65	Jul-22 / pending pmnt		
43	**TWC Skills Developmental Fund - Shell Contract**	**50,000.00**	-	62,103.30	52,318.77		52,318.77	**(9,784.53)**
	Leonel Garcia 226129				-	Apr-21		Receivable balance
	Board Approval Date				-	May-21		that will be billed in
	Grant Period 04/15/21 - 03/31/22				-	Jun-21		August 2022
	Reporting Requirement - Mthly				-	Jul-21		
					-	Aug-21		
					-	Sep-21		

Summary of Grant Revenues and Expenditures

Fiscal Year 2021-2022
As of July 31, 2022

No.	Grant Name/Project Manager	Grant Budget	Advance Amount	Total Expenditures	Amount Requested	Report (s) submitted/ Payment Received	Amount Received	Amount Received Over / (Under) Expenditures
					2,473.90	Oct-21 / pmt rcv'd Oct-21		
					3,908.96	Nov-21 / pmt rcv'd Nov-21		
					(171.16)	Dec-21		
					-	Jan-22		
					-	Feb-22		
					-	Mar-22		
					12,869.30	Apr-22 / pmt rcv'd Apr-22		
					14,469.00	May-22 / pmt rcv'd May-22 & Jun-22		
					14,876.00	Jun-22 / pmt rcv'd Jun-22		
					3,892.77	Jul-22 / pmt rcv'd Jul-22		
44	**TWC Skills for Small Business FY22-23**	**210,000.00**	-	260,108.82	210,323.51		207,449.51	**(52,659.31)**
	Daniela Masten 226130							Receivable balance
	Board Approval Date				52,179.14	Mar-22 / pmt rcv'd Mar-22 & 'May-22		that was billed in July
	Grant Period 02/15/22 - 01/31/23				46,102.00	Apr-22 / pmt rcv'd Apr-22, May-22 & Jun-22		and will be billed in
	Reporting Requirement - Mthly				57,980.84	May-22 / pmt rcv'd May-22 & Jun-22		August 2022
					27,661.10	Jun-22 / pmt rcv'd Jun-22 & Jul-22		
					26,400.43	Jul-22 / partial pmt*		
45	**Nursing Shortage Reduction Program**	**504,544.87**	504,544.87	426,510.11	504,544.87		504,544.87	**78,034.76**
	Jayson Valerio 226401							
	Board Approval Date: 05/29/18				112,562.00	Advance / pmt rcvd Aug-18		
	Grant Period 05/01/18 - 4/30/22				112,543.00	Advance / pmt rcvd Sep-18		
	Reporting Requirement- Annual				(129,869.00)	Refund sent Nov-19		
					409,308.87	Advance / pmt rcvd Jan-20		
						Annual report due September		
46	**Nursing Shortage Reduction Program**	**84,626.50**	84,626.50	10,764.00	84,626.50		84,626.50	**73,862.50**
	Jayson Valerio 226402							
	Board Approval Date: 11/26/19							
	Grant Period 10/09/19 - 10/08/24				84,626.50	Advance / pmt rcvd Nov-19		
	Reporting Requirement- Annual							
	Total State Grants	***1,371,142.37***	***728,909.37***	***1,099,221.23***	***1,264,777.92***		***1,078,297.77***	***(20,923.46)***
Local/Private Grants								
47	**City of McAllen Phase 25**	**260,000.00**	-	246,772.05	234,334.42		234,334.42	**(12,437.63)**
	Leonel Garcia 236017							Receivable balance
	Board Approval Date 09/28/21				7,885.51	Nov-21 / pmt rcv'd Nov-21		that will be billed in
	Grant Period 10/01/21 - 09/30/22				32,421.71	Dec-21 / pmt rcv'd Jan-22		August 2022
	Reporting Requirement- Monthly				48,355.72	Jan-22 / pmt rcv'd Jan-22		
					55,678.16	Feb-22 / pmt rcv'd Feb-22		
					12,630.06	Mar-22 / pmt rcv'd Mar-22		
					11,833.73	Apr-22 / pmt rcv'd Apr-22		
					9,724.88	May-22 / pmt rcv'd May-22		
					34,512.76	Jun-22 / pmt rcv'd Jun-22		
					21,291.89	Jul-22 / pmt rcv'd Jul-22		
48	**TexPREP Roma Independent School District**	**252,000.00**	243,344.03	236,311.74	252,000.00		216,000.00	**15,688.26**
	Rebecca De Leon 236040							
	Board Approval Date:				36,000.00	Jul-15 / pmt rcv'd Jul-15		
	Grant Period 06/01/15-08/31/20				36,000.00	Jul-16 / pmt rcv'd Jul-16		
	MOU-No Reporting Required				36,000.00	Apr-17 / pmt rcv'd Apr-17		
					36,000.00	Jul-18 / pmt rcv'd Jul-18		
					36,000.00	May-19 / pmt rcv'd May-19		
					36,000.00	May-21 / pmt rcv'd Jun-21		
					36,000.00	Apr-22 / pmt rcv'd May-22		
						No Reporting Required		
	Extended: Ongoing agreement, no end date							

Summary of Grant Revenues and Expenditures

Fiscal Year 2021-2022

As of July 31, 2022

No.	Grant Name/Project Manager	Grant Budget	Advance Amount	Total Expenditures	Amount Requested	Report (s) submitted/ Payment Received	Amount Received	Amount Received Over / (Under) Expenditures
49	**TexPREP Weslaco Independent School District**	**162,000.00**	162,000.00	138,213.20	162,000.00		90,000.00	**23,786.80**
	Rebecca De Leon 236041							
	Board Approval Date:				9,000.00	Jun-16 / pmt rcv'd Jun-16		
	Grant Period 02/17/16-08/31/20				18,000.00	Jun-17 / pmt rcv'd Jun-17		
	MOU-No Reporting Required				27,000.00	Jun-18 / pmt rcv'd Jun-18		
					36,000.00	Jun-19 / pmt rcv'd Jun-19		
					36,000.00	May-21 / pmt rcv'd Jun-21		
					36,000.00	May-22 / pmt rcv'd Jun-22		
						No Reporting Required		
	Extended: Ongoing agreement, no end date							
50	**TexPREP PSJA Independent School District**	**172,200.00**	172,200.00	133,693.67	172,200.00		136,200.00	**38,506.33**
	Rebecca De Leon 236042							
	Board Approval Date:				28,200.00	Jul-16 / pmt rcv'd Aug-16		
	Grant Period 02/17/16-08/31/20				36,000.00	May-17 / pmt rcv'd May-17		
	MOU-No Reporting Required				36,000.00	Jul-18 / pmt rcv'd Jul-18		
					36,000.00	Jun-19 / pmt rcv'd Jun-19		
					36,000.00	May-21 / pmt rcv'd Jun-21		
						No Reporting Required		
	Extended: Ongoing agreement, no end date							
51	**TexPREP Hidalgo Independent School District**	**108,000.00**	108,000.00	97,676.26	108,000.00		108,000.00	**10,323.74**
	Rebecca De Leon 236043							
	Board Approval Date:				36,000.00	Jul-17 / pmt rcvd July-17		
	Grant Period 05/01/17-08/31/20				36,000.00	Jun-17 / pmt rcvd Jul-18		
	MOU-No Reporting Required				36,000.00	May-19 / pmt rcvd May-19		
						No Reporting Required		
	Extended: Ongoing agreement, no end date							
52	**Weslaco EDC FY2022**	**75,000.00**	-	6,664.00	3,234.00		3,234.00	**(3,430.00)**
	Valeria Ascencio 236044							Receivable balance
	Board Approval Date: 10/26/2021				-	Mar-22		that will be billed in
	Grant Period 01/01/22-12/31/22				1,848.00	Apr-22 / pmt rcv'd Apr-22		August 2022
	Reporting Requirement- Monthly				-	May-22		
					1,386.00	Jun-22		
					-	Jul-22		
53	**Inventors and Entrepreneur Collaboration**	**2,500.00**	2,500.00	1,516.75	2,500.00		2,500.00	**983.25**
	Mario Reyna 236070							
	Board Approval Date: NA				2,500.00	Advance / pmt rcvd Mar-17		
	Grant Period 12/07/16- 12/31/21							
	Reporting Requirement- As requested					As Requested by Grantor		
54	**AT&T Aspire**	**101,570.00**	101,570.00	28,720.49	101,570.00		101,570.00	**72,849.51**
	Jose Moroles 246044							
	Board Approval Date: 08/27/19				101,570.00	Advance / pmt rcvd Aug-19		
	Grant Period: 09/01/2019 - 08/31/2020							
	Reporting Requirement -TBD							
	Extended: no cost extension to 11/30/2021							
55	**RSTEF -Postsecondary Career Pathways**	**116,330.08**	116,330.08	29,213.42	116,330.08		116,330.08	**87,116.66**
	Elizabeth Hernandez 246066							
	Board Approval Date: 9/23/21				116,330.08	Advance / pmt rcv'd Oct-21		
	Grant Period: 09/01/2021 - 08/31/22							
	Reporting Requirement -TBD							
56	**Texas Communities Foundation (TRSDA donation)**	**2,000.00**	2,000.00	1,000.00	2,000.00		2,000.00	**1,000.00**
	Ali Esmaeili 246081							
	Board Approval Date:							
	Grant Period 02/28/18 - TBD				2,000.00	Advance / pmt rcvd Aug-18		
	Reporting Requirement - TBD							

Summary of Grant Revenues and Expenditures

Fiscal Year 2021-2022
As of July 31, 2022

No.	Grant Name/Project Manager	Grant Budget	Advance Amount	Total Expenditures	Amount Requested	Report (s) submitted/ Payment Received	Amount Received	Amount Received Over / (Under) Expenditures
57	**Texas Pioneer Foundation - HSE Program**	**150,000.00**	150,000.00	107,509.74	150,000.00		-	**42,490.26**
	Xenia n Munoz 246083							
	Board Approval Date:				150,000.00	Advance / pmt rcv'd Aug-21		
	Grant Period 07/01/21 - 006/30/22							
	Reporting Requirement - TBD							
58	**Educate Texas RGV Focus STC Micro Credentialing Grant**	**30,000.00**	30,000.00	29,247.50	30,000.00		-	**752.50**
	Isaac Garza 246084							
	Board Approval Date: 08/24/2021				30,000.00	Advance / pmt rcv'd Jan-22		
	Grant Period 07/01/21 - 006/30/22							
	Reporting Requirement- As requested							
59	**Lumina Foundation, (PACCE)**	**75,000.00**	75,000.00	-	75,000.00		75,000.00	**75,000.00**
	Daniela Masten 246086							
	Board Approval Date: 11/23/2021				75,000.00	Advance / pmt rcv'd Feb-22		
	Grant Period 11/01/21 - 04/30/23							
	Reporting Requirement- As requested							
60	**Grow with Google**	**25,000.00**	25,000.00	-	25,000.00		75,000.00	**25,000.00**
	Celinda E. Salinas 246087							
	Board Approval Date: 12/14/2021				25,000.00	Advance / pmt rcv'd Jul-22		
	Grant Period 01/25/22 - 12/31/22							
	Reporting Requirement- As requested							
61	**Texas Affordable Baccalaureate Medical and Health Science**	**73,450.00**	73,450.00	73,450.00	73,450.00		73,450.00	**-**
	Kevin Peek 246141							
	Board Approval Date: 07/24/18				36,725.00	Advance/ pmt rcvd Oct-18		
	Grant Period 08/08/18 - 08/01/23				36,725.00	Advance/ pmt rcvd Sep-19		
	Reporting Requirement - Semi-annual							
	Reporting Requirement - TBD							
62	**TAB - BASOL / TMGT**	**67,733.00**	67,733.00	67,728.73	67,733.00		67,733.00	**4.27**
	Kevin Peek 246142							
	Board Approval Date: 01/29/19				33,866.50	Advance/ pmt rcvd Oct-18		
	Grant Period 02/06/19 - 01/01/24				33,866.50	Advance/ pmt rcvd Jun-20		
	Reporting Requirement - Due annually							
63	**Catch the Next Dream Catchers Program**	**36,000.00**	36,000.00	34,834.78	36,000.00		36,000.00	**1,165.22**
	Margaretha Bischoff 246150-R23010							
	Mario Morin 246150-R21201				10,000.00	Advance / pmt rcvd Sep-17		
	Board Approval Date: 09/19/17				8,000.00	Advance / pmt rcvd Oct-17		
	Grant Period 07/01/17 - 06/30/18				10,000.00	Advance / pmt rcvd Sep-18		
	Reporting Requirement - TBD				8,000.00	Advance / pmt rcvd Jun-19		
						Closed		
	Extended: no cost extension to 6/30/19, then 9/1/19, final to 10/31/19							
64	**The Meadows Foundation**	**289,388.00**	289,388.00	27,279.03	289,388.00		289,388.00	**262,108.97**
	Kevin Peek 246151							
	Board Approval Date: 10/26/21				289,388.00	Advance / pmt rcvd Nov-21		
	Grant Period 10/15/21 - 09/30/22							
	Reporting Requirement- As requested							
65	**Health and IT PS Career Pathways**	**80,592.26**	70,592.00	6,706.07	70,592.00		70,592.00	**63,885.93**
	Elizabeth Hernandez 246152							
	Board Approval Date: 08/24/21				70,592.00	Advance / pmt rcvd Oct-21		
	Grant Period 09/01/21 - 08/31/22							
	Reporting Requirement - Semi-annual							
	Total Local/Private Grants	***2,078,763.34***	***1,725,107.11***	***1,266,537.43***	***1,946,331.50***		***1,697,331.50***	***704,794.07***
	GRAND TOTAL	**99,899,194.25**	**4,235,714.35**	**68,933,233.70**	**68,521,513.78**		**66,684,127.69**	**(498,408.14)**

Note: This is not an all inclusive listing of STC's grants. Student specific grants are handled by Billings & Receivable Department and are not included on this list.

13

Summary of Bid Solicitations.

SOUTH TEXAS COLLEGE

SOUTH TEXAS COLLEGE
SUMMARY OF SOLICITATIONS
FY 2022 - 2023

BID NUMBER	ITEM	ADVERTISING DATE	OPENING DATE	PROJECTED BOARD MONTH	AWARD DATE
22-23-1001	Property and Casualty Insurance	05/04/22 05/11/22	6/3/2022	July	7/26/2022
22-23-1002	Childcare Services	05/11/22 05/18/22	6/9/2022	July	7/26/2022
22-23-1003	Maintenance and Repair Parts, Materials, and Supplies	05/04/22 05/11/22	5/19/2022	June	6/28/2022
22-23-1004	Library Serials	05/04/22 05/11/22	5/19/2022	June	6/28/2022
22-23-1005	General Purpose Printing	05/11/22 05/18/22	5/26/2022	July	7/26/2022
22-23-1006	Rebid - Travel Services	06/01/22 06/08/22	6/16/2022	July	7/26/2022
22-23-1007	Regional Center for Public Safety Excellence: Flammable Liquid and Gas - Fire Training Area, Canopies for Students, Instructors, and Safety Training Vehicles (Contractor)				Pending
22-23-1008	Dr. Ramiro R. Casso - Nursing and Allied Health Campus East Building A Occupational Therapy Kitchen Lab Expansion (Contractor)				Pending
22-23-1009	Starr County Campus Automotive Lab Expansion and HVAC-R Outdoor Covered Area Addition (Contractor)	07/13/22 07/20/22	7/28/2022	August	
22-23-1010	Ann Richards Administration - Pecan Campus Building A Renovation of Administration Offices (Contractor)	07/27/22 08/04/22	8/11/2022	August	
22-23-1011	Pecan Campus Resurfacing of East Drive (Contractor)				Pending
22-23-1012	Technology Campus Exterior Solar Panel Structures (Contractor)				Pending
22-23-1013	Regional Center for Public Safety Excellence Skills Pad and Emergency Vehicle Operator Course Lighting (Contractor)	08/10/22 08/17/22	8/25/2022	September	
22-23-1014	Dr. Ramiro R. Casso - Nursing and Allied Health Campus East Building A and Pecan Campus South Academic Building J Generator Replacement	08/17/22 08/24/22	9/1/2022	September	

SOUTH TEXAS COLLEGE

SOUTH TEXAS COLLEGE
SUMMARY OF SOLICITATIONS
FY 2022 - 2023

BID NUMBER	ITEM	ADVERTISING DATE	OPENING DATE	PROJECTED BOARD MONTH	AWARD DATE
22-23-1015	Cyber Liability Insurance	07/27/22 08/03/22	8/11/2022	August	
22-23-1016	Re-Bid Starr County Campus Automotive Lab Expansion and HVAC-R Outdoor Covered Area Addition	08/17/22 08/27/22	9/1/2022	September	
22-23-1017	Catering Services	08/24/22 08/31/22	9/20/2022	October	
22-23-1018	Equipment Rental Services	08/24/22 08/31/22	9/20/2022	October	
22-23-1019	Fire Suppression Systems Service	08/24/22 08/31/22	9/21/2022	October	
22-23-1020	In-Store Purchase of Materials and Supplies	08/24/22 08/31/22	9/21/2022	October	

Updated 8/18/22

SOUTH TEXAS COLLEGE

SOUTH TEXAS COLLEGE
SUMMARY OF SOLICITATIONS
FY 2021 - 2022

BID NUMBER	ITEM	ADVERTISING DATE	OPENING DATE	PROJECTED BOARD MONTH	AWARD DATE
21-22-1001	Property and Casualty Insurance	05/19/21 05/26/21	6/11/2021	July	7/27/2021
21-22-1002	Childcare Services	05/19/21 05/26/21	6/18/2021	July	7/27/2021
21-22-1003	Printing Projects	05/26/21 06/02/21	6/10/2021	July	7/27/2021
21-22-1004	Promotional Items for Student Outreach	06/09/21 06/16/21	6/24/2021	August	8/28/2021
21-22-1005	Promotional T-Shirts for Student Outreach	06/09/21 06/16/21	6/24/2021	August	8/28/2021
21-22-1006	Welding Gases, Metals, and Supplies	07/07/21 07/14/21	7/22/2021	August	8/28/2021
21-22-1007	Cyber Liability Insurance	07/02/21 07/28/21	8/11/2021	August	8/28/2021
21-22-1008	Architectural Services for Mid Valley Campus Workforce Center Bldg D - Automotive Lab, HVACR Classroom and Outdoor Lab, and Welding Lab Expansions	08/11/21 08/18/21	8/26/2021	October	10/26/2021
21-22-1009	Dr. Ramiro Casso - Nursing and Allied Health Campus East Bldg A Stair Repairs and Replacement (Contractor)	10/13/21 10/20/21	10/28/2021	December	12/14/2021
21-22-1010	Architectural Services for Starr County Campus Automotive Lab Expansion and HVACR Outdoor Covered Addition	08/11/21 08/18/21	8/26/2021	October	10/26/2021
21-22-1011	Nursing and Allied Health Campus Bldg A Analog to Digital Audiovisual Upgrade Phase II	08/11/21 08/18/21	8/26/2021	September	9/28/2021
21-22-1012	Industrial Supplies, Materials, and Accessories	08/11/21 08/18/21	8/27/2021	September	9/28/2021
21-22-1013	Architectural Services - Mid Valley Campus Center for Learning Excellence Building A Renovation of Space for the Culinary Arts Program	08/25/21 09/01/21	9/9/2021	October	10/26/2021

SOUTH TEXAS COLLEGE

SOUTH TEXAS COLLEGE
SUMMARY OF SOLICITATIONS
FY 2021 - 2022

BID NUMBER	ITEM	ADVERTISING DATE	OPENING DATE	PROJECTED BOARD MONTH	AWARD DATE
21-22-1014	District Wide Flooring Replacement - Starr County Campus Bldg H, Mid Valley Campus Bldg F, and Pecan Campus Bldg J	09/22/21 09/29/21	10/8/2021	November	11/23/2021
21-22-1015	Re-Bid Regional Center for Public Safety Excellence Chiller Installation	10/27/21 11/03/21	11/16/2021	December	12/14/2021
21-22-1016	Regional Center for Public Safety Excellence Site Improvements and Leveling for Portable Buildings	10/13/2021 10/20/2021	10/28/2021	November	11/23/2021
21-22-1017	Architectural Services - Technology Campus Master Plan Phase I Welding Lab Expansion	11/17/21 11/24/21	12/7/2021	February	2/22/2022
21-22-1018	Purchase and Installation of LED Lights	10/13/2021 10/20/2021	10/28/2021	November	11/23/2021
21-22-1019	Purchase of Clinical Skills Manikins	10/13/2021 10/20/2021	10/28/2021	November	11/23/2021
21-22-1020	Purchase of Portable Air Purifiers	10/13/2021 10/20/2021	10/29/2021	January	1/25/2022
21-22-1021	Mid Valley Campus Bldg G Analog to Digital Upgrade - Phase I	10/20/21 10/27/21	11/4/2021	December	12/14/2021
21-22-1022	Architectural Services - Dr. Ramiro R. Casso - Nursing and Allied Health Campus East Building A Occupational Therapy Kitchen Lab Expansion	10/20/21 10/27/21	11/11/2021	December	12/14/2021
21-22-1023	Architectural Services - Technology Campus Exterior Solar Panel Structure	10/20/21 10/27/21	11/11/2021	December	12/14/2021
21-22-1024	Audio Visual Equipment for Classroom Upgrades	10/27/21 11/03/21	11/12/2021	December	12/14/2021
21-22-1025	Audio Visual Equipment for Classroom Upgrades - II	11/03/21 11/10/21	11/18/2021	December	12/14/2021
21-22-1026	Campus Dining and Food Truck Services	11/03/21 11/10/21	11/19/2021	January	1/25/2022
21-22-1027	Engineering Services - Regional Center for Public Safety Excellence - Skills Pad and EVOC Lighting	11/24/21 12/01/21	12/14/2021	January	1/25/2022

SOUTH TEXAS COLLEGE

SOUTH TEXAS COLLEGE
SUMMARY OF SOLICITATIONS
FY 2021 - 2022

BID NUMBER	ITEM	ADVERTISING DATE	OPENING DATE	PROJECTED BOARD MONTH	AWARD DATE
21-22-1028	Architectural Services - Regional Center for Public Safety Excellence – Two Story Residential Fire Training Structure	11/24/21 12/01/21	12/14/2021	January	1/25/2022
21-22-1029	Virtual Reality Law Enforcement Training Simulator	11/24/21 12/01/21	12/14/2021	January	1/25/2022
21-22-1030	Campus Dining and Food Truck Services - II	11/24/21 12/01/21	12/16/2021	January	1/25/2022
21-22-1031	Purchase of Financial Wellness Student Toolkits	12/01/21 12/08/21	12/16/2021	January	1/25/2022
21-22-1032	DHSI Awareness Marketing Campaign Services	12/01/21 12/08/21	12/16/2021	January	1/25/2022
21-22-1033	Purchase of Heavy Duty Trucks	12/08/21 12/15/21	1/7/2022	January	Reject 1/25/2022
21-22-1034	Advertising Services	01/05/22 01/12/22	1/26/2022	February	2/22/2022
21-22-1035	Digital Advertising Services	01/05/22 01/12/22	1/26/2022	February	2/22/2022
21-22-1036	Moving Services	01/05/22 01/12/22	1/25/2022	February	2/22/2022
21-22-1037	Network Cabling Services for Building Renovation Projects	01/05/22 01/12/22	1/25/2022	February	2/22/2022
21-22-1038	External Auditor Services	01/05/22 01/12/22	1/25/2022	February	2/22/2022
21-22-1039	Library Materials Moving Services	01/05/22 01/12/22	1/25/2022	February	2/22/2022
21-22-1040	Request for Qualifications - Civil Engineering Services for the Pecan Campus Resurfacing of East Drive	01/26/22 02/02/22	2/10/2022	March	3/29/2022
21-22-1041	Request for Qualifications - Mechanical, Electrical, and Plumbing Engineering Services for Generator Replacements at the Dr. Ramiro R. Casso-Nursing and Allied Health Campus and Pecan Campus Bldg J	01/26/22 02/02/22	2/10/2022	March	3/29/2022

SOUTH TEXAS COLLEGE

SOUTH TEXAS COLLEGE
SUMMARY OF SOLICITATIONS
FY 2021 - 2022

BID NUMBER	ITEM	ADVERTISING DATE	OPENING DATE	PROJECTED BOARD MONTH	AWARD DATE
21-22-1042	Campus Dining and Food Truck Services - Starr County Campus	01/19/22 01/26/22	2/3/2022	March	No Responses
21-22-1043	Purchase of Heavy Duty Trucks - II	02/02/22 02/09/22	2/17/2022	March	Reject 3/29/2022
21-22-1044	Architectural Services - Mid Valley Campus South Academic Building H Repair and Renovations of Damaged Roof and Interior Areas	01/26/22 02/02/22	2/10/2022	March	3/29/2022
21-22-1045	Risk Management Consultant Services	02/09/22 02/16/22	2/25/2022	March	Reject 3/29/2022
21-22-1046	Online Continuing Education Services	02/16/22 02/23/22	3/3/2022	April	4/22/2022
21-22-1047	Mid Valley Campus Bldg A Center for Learning Excellence Space Renovation for Culinary Arts Program (Contractor)	03/16/22 03/23/22	3/31/2022	April	4/22/2022
21-22-1048	Vehicle Maintenance and Repair Services	02/23/22 03/02/22	3/10/2022	April	4/22/2022
21-22-1049	Building Moving Services	02/23/22 03/02/22	3/10/2022	April	No Responses
21-22-1050	Recruitment Advertising Services	02/23/22 03/02/22	3/11/2022	April	4/22/2022
21-22-1051	Starr County Campus Welding Lab Expansion (Contractor)	03/16/22 03/23/22	3/31/2022	April	Reject 4/22/2022
21-22-1052	Purchase of Semi-Trucks (Diesel)	03/09/22 03/16/22	3/31/2022	April	4/22/2022
21-22-1053	Pecan Campus Reseeding and Regrading of Athletic Fields	03/23/22 03/30/22	4/7/2022	May	No Responses
21-22-1054	Purchase of Automatic Heavy Duty Truck	03/09/22 03/16/22	3/31/2022	April	Reject 4/22/2022
21-22-1055	Architectural Services - Pecan Campus Ann Richards Building A Renovation for Administration Offices	03/20/22 03/27/22	4/4/2022	April	4/22/2022
21-22-1056	Telephone Services	03/30/22 04/06/22	4/19/2022	May	5/26/2022

SOUTH TEXAS COLLEGE

SOUTH TEXAS COLLEGE
SUMMARY OF SOLICITATIONS
FY 2021 - 2022

BID NUMBER	ITEM	ADVERTISING DATE	OPENING DATE	PROJECTED BOARD MONTH	AWARD DATE
21-22-1057	Building Moving Services - II	03/30/22 04/06/22	4/19/2022	May	5/26/2022
21-22-1058	Temporary Personnel Services	03/30/22 04/06/22	4/19/2022	May	5/26/2022
21-22-1059	MEP Engineering Services for the District Wide Air Handler Replacement Project	04/06/22 04/13/22	4/25/2022	May	5/26/2022
21-22-1060	Architectural Services - Pecan Campus North Academic Humanities Building P - Renovation of Administrative and Support Services Offices	04/06/22 04/13/22	4/25/2022	May	5/26/2022
21-22-1061	Dr. Ramiro Casso - Nursing and Allied Health Campus East Bldg A Westside Refurbishment of Two (2) Elevators				Pending
21-22-1062	District Wide Wireless Network Equipment Upgrade	04/13/22 04/20/22	5/3/2022	May	Reject 5/26/2022
21-22-1063	Insurance Risk Management Consultant Services	04/13/22 04/20/22	5/3/2022	May	5/26/2022
21-22-1064	Student Insurances	04/20/22 04/27/22	5/5/2022	July	726/2022
21-22-1065	Nursing & Allied Health Equipment and Supplies	05/04/22 05/11/22	5/19/2022	June	6/28/2022
21-22-1066	Purchase of Automatic Heavy Duty Tractor Trailer Unit	04/27/22 05/04/22	5/12/2022	June	6/28/2022
21-22-1067	Architectural Services - Pecan Campus Kinesiology Building Phase I	05/04/22 05/11/22	5/19/2022	June	6/28/2022
21-22-1068	Architectural Services - Pecan Campus Cooper Center for Performing Arts Building L Expansion and Renovations for the Music and Dance Programs	05/04/22 05/11/22	5/19/2022	June	6/28/2022
21-22-1069	Travel Services	05/04/22 05/11/22	5/20/2022	June	Reject 6/28/22

SOUTH TEXAS COLLEGE

SOUTH TEXAS COLLEGE
SUMMARY OF SOLICITATIONS
FY 2021 - 2022

BID NUMBER	ITEM	ADVERTISING DATE	OPENING DATE	PROJECTED BOARD MONTH	AWARD DATE
21-22-1070	District Wide Repainting of Exterior Stucco & Panels (Pecan, Mid Valley, and Starr County Campuses and Pecan Plaza	05/11/22 05/18/22	5/26/2022	June	6/28/2022
21-22-1071	Rebid - District Wide Wireless Network Equipment Upgrade (HEERF)	06/08/22 06/15/22	7/12/2022	July	Cancelled
21-22-1072	Rebid - Starr County Campus Welding Lab Expansion (Contractor)	06/15/22 06/22/22	7/28/2022	August	

Updated 8/12/22

14

Summary of Purchase Orders

SOUTH TEXAS COLLEGE

SOUTH TEXAS COLLEGE
SUMMARY OF PURCHASE ORDERS NOT REQUIRING BOARD APPROVAL
AT $10,000 AND BELOW $50,000
July 1, 2022 THROUGH July 31, 2022

#	PO#	Vendor	PO Date	Description	PO Total	City/State	Financial Manager/Department
1	P0132950	TryHackMe Ltd	7/21/22	TryHackMe Education Subscription	$ 10,005.00	London, XX	Ali Esmaeili - Accelerating Credentials of Purpose and Value Grant
The Division of Business, Math, Science, Information Technology and Bachelor Programs - Cybersecurity Program requested to purchase a subscription from TryHackMe, which is an online platform that will be used by students in the Cybersecurity Program to learn cybersecurity concepts and techniques. TryHackMe is token-based and uses games to make cybersecurity learning fun and engaging for students to learn on, as needed. This product is tailored to first year students. --This vendor has not been used in the past for this type of procurement.							
2	P0133015	Krueger International Inc	7/28/22	Mid Valley Culinary Arts Banquet Area Furniture	$ 12,787.63	Green Bay, WI	Maria Elizondo/Rick De La Garza - Construction Accounts-Unexpended
The Division of Business, Public Safety and Technology - Culinary Arts Program requested to purchase eight (8) round tables and thirty-two (32) armless chairs for the newly renovated Banquet Area located at the Mid Valley Campus Building A Student Services Center. --This vendor has been used in the past for this type of procurement.							
3	P0132863	BSN Sports LLC	7/11/22	Backstop Netting System	$ 13,420.00	Dallas, TX	Pablo Hernandez - Student Affairs
Student Affairs requested to purchase a backstop netting system that will provide necessary containment of game balls within the field of play. This 20' netting will ensure the safety of spectators and to prevent any potential damage from loose balls at the Pecan Campus Soccer Field. --This vendor has been used in the past for this type of procurement.							
4	P0132822	Dell Marketing LP	7/7/22	Laptops, Docking Stations, and Accessories Qty: 10	$ 14,126.20	Atlanta, GA	Myriam Lopez/Rick De La Garza - HEERF Institutional Award - Grant
Facilities Operations and Maintenance requested to purchase laptops, docking stations, and accessories to allow for staff to work from home as needed due to COVID-19. These items include ten (10) laptops, ten (10) docking stations, and ten (10) keyboard and mouse combos. --This vendor has been used in the past for this type of procurement.							
5	P0132886	Mission Restaurant Supply	7/12/22	Mid Valley Culinary Arts Kitchen Equipment	$ 15,783.84	San Antonio, TX	Angelica Barrera - Culinary Arts Program
The Division of Business, Public Safety and Technology - Culinary Arts Program requested to purchase a gas convection oven, a set of four (4) casters, and an ice maker for the newly renovated Culinary Arts kitchen at the Mid Valley Campus Building A Student Services Center. This is standard industry equipment needed for student instruction. --This vendor has been used in the past for this type of procurement.							
6	P0132924	Terrabella Environmental Services Inc	7/18/22	Spring 2022 Waste Disposal Pickup	$ 17,850.00	Leming, TX	George McCaleb - Environmental
The Facilities Operations and Maintenance - Environmental Department requested waste disposal pick-up services which are necessary to comply with laws and regulations set by Environmental Protection Agency and Texas Commission on Environmental Quality. Waste disposal pickup service is needed for the following campuses: Pecan, Starr, Mid-Valley, and Technology. --This vendor has been used in the past for this type of procurement.							
7	P0132934	GT Distributors Inc	7/19/22	Protective Gear, Safety Kits, and Accessories	$ 20,095.51	Austin, TX	Ruben Suarez - Campus Police
The Department of Public Safety requested to purchase twenty one (21) bulletproof plates and vests, tactical pouches, safety kits, and accessories to ensure the safety of our police officers, in order for them to be protected while assisting during any high risk incidents that may potentially occur. --This vendor has been used in the past for this type of procurement.							
8	P0132795	Lion Signs Printing & Design	7/1/22	Six (6) Large Full Color Vinyl Wall Wraps	$ 22,653.00	McAllen, TX	Samantha Uriegas/Sara Lozano - Carl Perkins Grant Compliance
The Division of Business, Public Safety, and Technology requested to purchase vinyl wall wraps which will be placed at the Technology Campus. The six (6) large wall wraps are needed to encourage existing and prospective students in the Technology industry as well as demonstrate career opportunities to special demographics such as women in male-dominated fields. Sizes for these wall wraps are as follows: two (2) 72.5" x 1217", two (2) 72.5" x 1200", and two (2) 72.5" x 1080". --This vendor has been used in the past for this type of procurement.							
9	P0132981	Galls LLC	7/26/22	Ballistic Body Shields Qty: 5	$ 35,268.48	Chicago, IL	Ruben Suarez - Campus Police
The Department of Public Safety requested to purchase five (5) lightweight bulletproof body shields to ensure the safety of our police officers. These shields have been factory tested against large caliber rounds of ammunition and will protect our officers during any active events. --This vendor has been used in the past for this type of procurement.							
10	P0132938	GE Precision Healthcare LLC	7/19/22	GE Maintenance Services Contracts of X-Ray Equipment	$ 37,766.54	Chicago, IL	Crystal Bird - Radiologic Technology Program
The Radiologic Technology Program requested to purchase service agreements for the x-ray equipment used in the Nursing and Allied Health simulation labs. This agreement will provide coverage for three (3) x-ray machines, two (2) flashpad remotes, and one (1) flashpad high definition detector. It includes equipment coverage, phone support, unlimited replacements due to normal wear and tear, repair of equipment, part replacements, replacements due to abuse, theft, or loss, and software updates. Period: 7/15/22 - 7/14/23 --This vendor has been used in the past for this type of procurement.							

On June 28, 2016 the Board of Trustees approved revisions to Policy 5210: Purchasing. A report was requested by the Board of Trustees for the purchase orders, not requiring Board approval in the range of $10,000 and below $50,000 for their reference.

SOUTH TEXAS
COLLEGE