Financial Reports

For July 31, 2021

Board of Trustees
Board Meeting
August 24, 2021

SOUTH TEXAS COLLEGE

CHECKS AND FINANCIAL REPORTS
As of July 31, 2021

TABLE OF CONTENTS

1) Release of Checks for $25,000.00 - $125,000.00
Released Prior to Board Approval for July 2021.

2) Release of Checks for $125,000.00 and Above
Board of Trustees Approval Required for July 2021.

3) Release of Checks for $125,000.00 and Above
Released Prior to Board Approval for July 2021.

4) Release of Construction Fund Checks for July 2021.

5) Quarterly Investment Report and Money Market Accounts for July 2021.

6) Summary of Revenues for July 2021.

7) Summary of State Appropriations Revenue for July 2021.

8) Summary of Property Tax Revenue for July 2021.

9) Summary of Expenditures by Classification for July 2021.

10) Summary of Expenditures by Function for July 2021.

11) Summary of Auxiliary Fund Revenues and Expenditures for July 2021.

12) Summary of Grant Revenues and Expenditures for July 2021.

13) Summary of Bid Solicitations.

14) Summary of Purchase Orders.

Check Register for July 2021 SEPARTE COVER

1

Release of Checks For $25,000.00 - $125,000.00 Released Prior to Board Approval.

Release of Checks: Checks for $25,000 - $125,000
Released Prior To Board Approval
Approved by STC President and Vice President - FAS
As Authorized By Policy No. 5610
Period of July 01, 2021 to July 31, 2021

Check Date	Check No.	Vendor Name/Description	Amount
7/1/2021	!0017975	Gateway Printing & Office Supply Inc Office and computer supplies	39,721.07
7/22/2021	!0018038	Linebarger Goggan Blair & Sampson LLP Delinquent tax attorney fees June 2021	31,188.06
7/1/2021	01157008	Netsync Network Solutions Renewal of Cisco systems network software maintenance agreement	51,782.00
7/1/2021	01157019	Rush Truck Centers of Texas LP Purchase of medium duty truck for central receiving warehouse	52,729.00
7/8/2021	01157050	Dell Marketing LP Computer supplies and equipment	106,285.54
7/8/2021	01157066	Leadership Empowerment Group Hired to gather statistical multivariate analysis, student satisfaction surveys regarding to the participation in the (HEP) high school equivalency program	28,885.81
7/14/2021	01157093	United States Postal Services Postage for english and spanish free semester post cards for Hidalgo and Starr counties	25,000.00
7/14/2021	01157115	Dell Marketing LP Computer supplies and equipment	30,450.60
7/14/2021	01157124	Inside Track Inc Ongoing consultation and strategic support for leadership team	30,100.00
7/14/2021	01157151	TLC Total Lawn Care LLC Lawn care maintenance	78,771.72
7/22/2021	01157189	Kudelski Security Inc Imperva web application software purchase for firewall in the cloud that protects all of the college's public facing applications and services	45,560.00
7/22/2021	01157199	Netsync Network Solutions Payment for annual renewal of Cisco umbrella cloud security subscription	41,769.48
7/22/2021	01157206	Respondus Inc Software renewal purchase for Respondus license, lockdown browser, and monitor	42,255.00
7/29/2021	01157265	Interact Communications Inc Professional marketing services	54,348.89
7/14/2021	17004266	GOERO International LLC Construction - Pecan (PCN) library renovation for building F	75,037.49
7/22/2021	17004270	Tri-Gen Construction LLC Construction - Pecan (PCN) business and science building G classroom renovations	30,607.10
7/1/2021	31012204	Alamo Iron Works Purchase of welding simulator training units for the Technology (Tech) campus	58,344.20
7/8/2021	31012268	Qless Inc Purchase of Qless software for enrollment, advising, financial aid, and cashiers as a remote interactive mobile waiting management system for COVID 19 compliance	27,630.00

Rose Benavidez, South Texas College Board of Trustees - Chair Approval

Date

2

Release of Checks For $125,000.00 and Above
Board of Trustees Approval Required.

Release of Checks: Checks For $125,000 and Above
Board of Trustees Approval Required
Board Meeting August 24, 2021

Vendor Name/Description	Amount	Financial Manager
Hidalgo County Appraisal District 4th Quarter October - December 2021	174,198.50	Myriam Lopez
Interact Communications Advertising for registration and television commercials according to the marking plan of the rebranding of South Texas College	329,404.59	Raymond Pedraza

Rose Benavidez, South Texas College Board of Trustees - Chair Approval

Date

3

Release of Checks For $125,000.00 and Above Released Prior to Board Approval.

Release of Checks: Checks for $125,000 and Above
Released Prior To Board Approval
As Authorized By Policy No. 5610
Period of July 01, 2021 to July 31, 2021

Check Date	Check No.	Vendor Name/Description	Amount
7/28/2021	!0018049	TSA Consulting Group Inc Payroll liabilities	145,107.49
7/1/2021	01156982	Cavallo Energy Texas LLC Utilities - Electricity	223,694.61
7/29/2021	01157242	Cavallo Energy Texas LLC Utilities - Electricity	227,091.65

Rose Benavidez, South Texas College Board of Trustees - Chair Approval

Date

4

Release of Construction Fund Checks.

Release of Construction Fund Checks: Checks For $125,000 and Above
Board of Trustees Approval Required
Board Meeting August 24, 2021

Vendor Name/Description	Check Amount	Financial Manager
NONE		

8-18-2021

Ricardo De La Garza, Dir. of Facilities Planning and Construction — Date

Maria Elizondo 8-19-21

Maria G. Elizondo, Vice President for Finance and Administrative Services — Date

Rose Benavidez, South Texas College Board of Trustees - Chair Approval — Date

5

Quarterly Investment Report and Money Market Accounts.

Investment Report
Fiscal Year 2020-2021
For the Three Months Ending July 31, 2021 - Unaudited

Investment Position of the Entity as of July 31, 2021

Investment Type / Investment Provider	Rating	Fund	Account No.	Maturity Date	Term	Interest Rate **	Beginning Market Value May 1, 2021	Principal Additions & (Deductions)	Interest Earned	Ending Market Value July 31, 2021
Certificate of Deposit										
BBVA		Endowment - A. De Los Santos	6788211277	08/31/21	12 months	0.2500%	$ 15,125.87	$ -	$ 9.53	$ 15,135.40
BBVA		Endowment - Futuro Brillante	6721402310	08/31/21	12 months	0.2500%	200,449.19	-	126.32	200,575.51
BBVA		Endowment - Glen & Rita Roney	6721403899	08/31/21	12 months	0.2500%	116,907.72	-	73.67	116,981.39
BBVA		Unrestricted - Operating #56	6771342505	04/02/21	22 months	2.6500%	(0.00)	-	0.00	(0.00)
BBVA		Unrestricted - Operating #57	6771342211	05/03/21	23 months	2.6400%	5,268,124.37	(5,268,794.86)	670.49	(0.00)
BBVA		Unrestricted - Operating #59	6774353176	06/02/21	22 months	2.0900%	5,192,691.45	(5,201,792.72)	9,101.27	0.00
BBVA		Unrestricted - Operating #60	6774348075	07/02/21	23 months	2.0700%	3,114,290.37	(3,125,206.65)	10,916.28	(0.00)
BBVA		Unrestricted - Operating LT CD 5218	6788425218	04/15/22	19 months	0.2500%	4,006,388.01	-	2,525.10	4,008,913.11
BBVA		Unrestricted - Operating LT CD 7059	6788427059	05/16/22	20 months	0.2500%	4,006,388.01	-	2,525.10	4,008,913.11
BBVA		Unrestricted - Operating LT CD 7539	6788427539	06/15/22	21 months	0.2500%	4,006,388.01	-	2,525.10	4,008,913.11
East West Bank		Unrestricted - Operating LT CD 3742	172983742	08/02/21	22 months	1.8000%	10,287,613.27	-	46,779.65	10,334,392.92
East West Bank		Unrestricted - Operating LT CD 5211	172795211	09/02/21	23 months	1.7900%	10,285,992.66	-	46,511.86	10,332,504.52
East West Bank		Unrestricted - Operating LT CD 2158	172982158	10/04/21	24 months	1.7800%	3,085,311.69	-	13,873.24	3,099,184.93
East West Bank		Unrestricted - Operating LT CD 1013	172681013	11/01/21	21 months	1.6400%	10,211,583.38	-	42,298.02	10,253,881.40
East West Bank		Construction - Operating LT CD 2683	172652683	10/04/21	24 months	1.7800%	3,085,311.69	-	13,873.24	3,099,184.93
East West Bank		Unrestricted - Operating LT CD 1605	172571605	05/03/21	14 months	1.5300%	5,599,797.55	(5,600,267.06)	469.51	0.00
East West Bank		Unrestricted - Operating LT CD 7597	172007597	10/01/21	19 months	1.4800%	8,140,374.92	-	30,423.00	8,170,797.92
East West Bank		Unrestricted - Operating LT CD 8657	172518657	07/01/21	16 months	1.5300%	8,145,160.12	(8,166,045.83)	20,885.71	0.00
East West Bank		Unrestricted - Operating ST CD 4551	172404551	04/15/21	9 months	0.3900%	(0.00)	-	-	(0.00)
East West Bank		Unrestricted - Operating ST CD 8243	172258243	05/14/21	10 months	0.3900%	3,009,053.01	(3,009,471.00)	417.99	0.00
East West Bank		Interest & Sinking - ST CD 2077	172542077	08/02/21	11 months	0.2800%	9,016,031.67	-	6,365.30	9,022,396.97
East West Bank		Construction - Operating ST CD 4340	172884340	04/20/21	6 months	0.2700%	0.00	-	-	0.00
Bank OZK		Unrestricted - Operating ST CD 1841	6901721841	04/01/21	10 months	0.6010%	(0.00)	-	-	(0.00)
Bank OZK		Unrestricted - Operating LT CD 1844	6901721844	06/01/23	24 months	0.2410%	5,029,056.73	-	4,593.82	5,033,650.55
Bank OZK		Unrestricted - Operating LT CD 1853	6901721853	03/01/22	21 months	0.6810%	8,052,697.81	-	13,830.36	8,066,528.17
Bank OZK		Unrestricted - Operating LT CD 7152	6901777152	06/15/22	21 months	0.3400%	5,010,815.68	-	4,295.43	5,015,111.11
Bank OZK		Unrestricted - Operating LT CD 7149	6901777149	05/18/22	20 months	0.3300%	5,010,497.27	-	4,168.81	5,014,666.08
Bank OZK		Unrestricted - Operating LT CD 7146	6901777146	04/19/22	19 months	0.3200%	5,010,178.89	-	4,042.18	5,014,221.07
Bank OZK		Construction - Operating LT CD 7044	6901777044	09/15/21	12 months	0.3000%	2,765,399.11	-	2,098.60	2,767,497.71
Bank OZK		Unrestricted - Operating LT CD 7934	6901787934	07/15/22	21 months	0.2800%	3,004,437.19	-	2,128.47	3,006,565.66
Bank OZK		Unrestricted - Operating LT CD 7943	6901787943	08/15/22	22 months	0.2800%	3,004,437.19	-	2,128.47	3,006,565.66
Bank OZK		Unrestricted - Operating LT CD 7946	6901787946	09/15/22	23 months	0.2800%	4,005,916.26	-	2,837.96	4,008,754.22
Bank OZK		Unrestricted - Operating LT CD 7245	6901807245	03/15/22	11 months	0.2110%	2,000,277.48	-	1,064.00	2,001,341.48
Bank OZK		Unrestricted - Operating LT CD 7251	6901807251	11/15/22	19 months	0.2410%	4,000,633.86	-	2,430.69	4,003,064.55
Bank OZK		Unrestricted - Operating LT CD 7254	6901807254	03/15/23	23 months	0.2410%	4,000,633.86	-	2,430.69	4,003,064.55

Investment Position of the Entity as of July 31, 2021

Investment Type / Investment Provider	Rating	Fund	Account No.	Maturity Date	Term	Interest Rate **	Beginning Market Value May 1, 2021	Principal Additions & (Deductions)	Interest Earned	Ending Market Value July 31, 2021
Certificate of Deposit										
Texas Regional Bank		Unrestricted - Operating LT CD 1646	321646	06/15/22	21 months	0.5000%	1,003,181.32	-	1,264.28	1,004,445.60
Texas Regional Bank		Unrestricted - Operating LT CD 1638	321638	05/16/22	20 months	0.4500%	1,002,862.90	-	1,137.49	1,004,000.39
Texas Regional Bank		Unrestricted - Operating LT CD 1620	321620	04/15/22	19 months	0.4500%	1,002,862.90	-	1,137.49	1,004,000.39
Texas Regional Bank		Unrestricted - Operating LT CD 3485	323485	11/15/22	22 months	0.3800%	4,003,875.19	-	3,834.98	4,007,710.17
Texas Regional Bank		Unrestricted - Operating LT CD 3493	323493	12/15/22	23 months	0.4000%	10,010,192.10	-	10,092.58	10,020,284.68
Texas Regional Bank		Construction - Operating LT CD 1612	321612	09/15/21	12 months	0.4000%	1,002,544.54	-	1,010.79	1,003,555.33
Texas Regional Bank		Interest & Sinking - ST CD 1604	321604	07/30/21	11 months	0.3800%	1,002,417.23	(1,003,356.47)	939.24	(0.00)
Texas Regional Bank		Unrestricted - Operating LT CD 3758	323758	10/14/22	19 months	0.3800%	6,004,560.00	-	5,751.24	6,010,311.24
Texas Regional Bank		Unrestricted - Operating LT CD 3766	323766	09/15/22	18 months	0.3800%	8,005,600.00	-	7,062.51	8,012,662.51
Texas Regional Bank		Unrestricted - Operating LT CD 3774	323774	08/15/22	17 months	0.3500%	1,000,700.00	-	882.81	1,001,582.81
Texas Regional Bank		Interest & Sinking - ST CD 3782	323782	07/31/21	5 months	0.2000%	9,003,600.00	-	4,538.83	9,008,138.83
Texas Regional Bank		Construction - Operating ST CD 3790	323790	02/15/22	11 months	0.3500%	2,001,400.00	-	1,765.63	2,003,165.63
Texas Regional Bank		Unrestricted - Operating LT CD 4251	324251	08/15/22	17 months	0.3000%	2,000,821.92	-	1,512.95	2,002,334.87
Texas Regional Bank		Unrestricted - Operating LT CD 4269	324269	10/15/22	19 months	0.3500%	2,000,958.90	-	1,765.22	2,002,724.12
Texas Regional Bank		Unrestricted - Operating LT CD 4277	324277	11/15/22	20 months	0.3500%	6,002,876.71	-	5,295.66	6,008,172.37
Texas Regional Bank		Unrestricted - Operating LT CD 4830	324830	04/14/23	24 months	0.2700%	10,000,295.89	-	6,805.73	10,007,101.62
Texas Regional Bank		Unrestricted - Operating LT CD 4814	324814	04/15/22	12 months	0.1800%	3,000,059.18	-	1,361.12	3,001,420.30
Texas Regional Bank		Unrestricted - Operating LT CD 4822	324822	03/15/23	23 months	0.2500%	5,000,136.99	-	3,150.79	5,003,287.78
Texas Regional Bank		Unrestricted - Operating LT CD 4962	324962	05/07/23	24 months	0.2000%	-	10,000,000.00	4,712.67	10,004,712.67
Allegiance Bank		Unrestricted - Operating LT CD 6277	5000026277	10/14/22	24 months	0.3000%	2,003,157.40	-	1,515.06	2,004,672.46
Allegiance Bank		Unrestricted - Operating LT CD 9610	5000029610	07/15/22	16 months	0.1500%	7,001,438.35	-	2,647.15	7,004,085.50
Allegiance Bank		Unrestricted - Operating LT CD 9628	5000029628	08/15/22	17 months	0.1500%	4,000,821.92	-	1,512.59	4,002,334.51
Allegiance Bank		Construction - Operating ST CD 9594	5000029594	09/01/21	6 months	0.1000%	3,000,410.97	-	748.11	3,001,159.08
Allegiance Bank		Construction - Operating LT CD 9743	5000029743	03/11/22	12 months	0.1500%	751,158.99	-	283.97	751,442.96
Allegiance Bank		Construction - Operating LT CD 9602	5000029602	03/10/22	12 months	0.1500%	3,000,616.44	-	1,134.45	3,001,750.89
Veritex Bank		Unrestricted - Operating LT CD 4655	9009004655	06/15/23	23 months	0.2000%	-	10,000,000.00	1,095.89	10,001,095.89
Veritex Bank		Unrestricted - Operating LT CD 4656	9009004656	07/14/23	24 months	0.2000%	-	8,000,000.00	876.71	8,000,876.71
Investment Pool										
TexPool*	AAAm	Interest & Sinking	7942700002			0.0189%	632,796.69	-	22.61	632,819.30
TexPool*	AAAm	Construction - Operating Transfer	7942700003			0.0189%	10,987,556.46	-	389.15	10,987,945.61
Money Market										
NexBank		Unrestricted - Operating #3	1513688			0.4000%	30,327,765.38	-	33,127.19	30,360,892.57
Veritex Bank		Construction - Operating Transfer #2	5501198393			0.0800%	10,559,923.08	-	2,057.16	10,561,980.24
NexBank		Interest & Sinking #2	1514660			0.4000%	1,130,060.53	-	1,234.34	1,131,294.87
Total Investments at July 31, 2021							**$ 294,132,616.27**	**$ (3,374,934.59)**	**$ 407,086.25**	**$ 291,164,767.93**

The difference between the beginning and ending market value is a result of accrued and earned interest and transfers to or from checking bank accounts and investment accounts.

Interest Earned - May 1, 2021 through July 31, 2021

Investment Type / Investment Provider	Rating	Fund	Account No.	Beginning Date	Maturity Date	Interest Rate	Interest Earned (1) May	Interest Earned (1) June	Interest Earned (1) July	Interest Earned For the Period of May 1, 2021 through July 31 2021
Certificate of Deposit										
BBVA		Endowment - A. De Los Santos	6788211277	09/01/20	08/31/21	0.2500%	$ 3.21	$ 3.10	$ 3.22	$ 9.53
BBVA		Endowment - Futuro Brillante	6721402310	09/01/20	08/31/21	0.2500%	42.56	41.19	42.57	126.32
BBVA		Endowment - Glen & Rita Roney	6721403899	09/01/20	08/31/21	0.2500%	24.82	24.02	24.83	73.67
BBVA		Unrestricted - Operating #56	6771342505	05/09/19	04/02/21	2.6500%	-	-	-	-
BBVA		Unrestricted - Operating #57	6771342211	05/09/19	05/03/21	2.6400%	670.49	-	-	670.49
BBVA		Unrestricted - Operating #59	6774353176	07/11/19	06/02/21	2.0900%	8,803.79	297.48	-	9,101.27
BBVA		Unrestricted - Operating #60	6774348075	07/11/19	07/02/21	2.0700%	5,475.18	5,307.70	133.40	10,916.28
BBVA		Unrestricted - Operating LT CD 5218	6788425218	09/10/20	04/15/22	0.2500%	850.67	823.40	851.03	2,525.10
BBVA		Unrestricted - Operating LT CD 7059	6788427059	09/10/20	05/16/22	0.2500%	850.67	823.40	851.03	2,525.10
BBVA		Unrestricted - Operating LT CD 7539	6788427539	09/10/20	06/15/22	0.2500%	850.67	823.40	851.03	2,525.10
East West Bank		Unrestricted - Operating LT CD 3742	172983742	10/04/19	08/02/21	1.8000%	15,739.01	15,254.23	15,786.41	46,779.65
East West Bank		Unrestricted - Operating LT CD 5211	172795211	10/04/19	09/02/21	1.7900%	15,649.04	15,166.90	15,695.92	46,511.86
East West Bank		Unrestricted - Operating LT CD 2158	172982158	10/04/19	10/04/21	1.7800%	4,667.73	4,523.88	4,681.63	13,873.24
East West Bank		Unrestricted - Operating LT CD 1013	172681013	01/21/20	11/01/21	1.6400%	14,233.07	13,792.82	14,272.13	42,298.02
East West Bank		Construction - Operating LT CD 2683	172652683	10/04/19	10/04/21	1.7800%	4,667.73	4,523.88	4,681.63	13,873.24
East West Bank		Unrestricted - Operating LT CD 1605	172571605	02/27/20	05/03/21	1.5300%	469.51	-	-	469.51
East West Bank		Unrestricted - Operating LT CD 7597	172007597	02/27/20	10/01/21	1.4800%	10,238.56	9,920.54	10,263.90	30,423.00
East West Bank		Unrestricted - Operating LT CD 8657	172518657	02/27/20	07/01/21	1.5300%	10,590.90	10,262.37	32.44	20,885.71
East West Bank		Unrestricted - Operating ST CD 4551	172404551	07/23/20	04/15/21	0.3900%	-	-	-	-
East West Bank		Unrestricted - Operating ST CD 8243	172258243	07/23/20	05/14/21	0.3900%	417.99	-	-	417.99
East West Bank		Interest & Sinking - ST CD 2077	172542077	09/11/20	08/02/21	0.2800%	2,144.32	2,075.64	2,145.34	6,365.30
East West Bank		Construction - Operating ST CD 4340	172884340	10/20/20	04/20/21	0.2700%	-	-	-	-
Bank OZK		Unrestricted - Operating ST CD 1841	6901721841	05/14/20	04/01/21	0.6010%	-	-	-	-
Bank OZK		Unrestricted - Operating LT CD 1844	6901721844	05/14/20	06/01/23	0.2410%	2,567.04	996.68	1,030.10	4,593.82
Bank OZK		Unrestricted - Operating LT CD 1853	6901721853	05/14/20	03/01/22	0.6810%	4,657.59	4,509.88	4,662.89	13,830.36
Bank OZK		Unrestricted - Operating LT CD 7152	6901777152	09/11/20	06/15/22	0.3400%	1,446.96	1,400.68	1,447.79	4,295.43
Bank OZK		Unrestricted - Operating LT CD 7149	6901777149	09/11/20	05/18/22	0.3300%	1,404.32	1,359.39	1,405.10	4,168.81
Bank OZK		Unrestricted - Operating LT CD 7146	6901777146	09/11/20	04/19/22	0.3200%	1,361.67	1,318.10	1,362.41	4,042.18
Bank OZK		Construction - Operating LT CD 7044	6901777044	09/11/20	09/15/21	0.3000%	706.96	684.33	707.31	2,098.60
Bank OZK		Unrestricted - Operating ST CD 7934	6901787934	10/21/20	07/15/22	0.2800%	717.04	694.06	717.37	2,128.47
Bank OZK		Unrestricted - Operating LT CD 7943	6901787943	10/21/20	08/15/22	0.2800%	717.04	694.06	717.37	2,128.47
Bank OZK		Unrestricted - Operating LT CD 7946	6901787946	10/21/20	09/15/22	0.2800%	956.04	925.42	956.50	2,837.96
Bank OZK		Unrestricted - Operating LT CD 7245	6901807245	04/07/21	03/15/22	0.2110%	358.46	346.96	358.58	1,064.00
Bank OZK		Unrestricted - Operating LT CD 7251	6901807251	04/07/21	11/15/22	0.2410%	818.87	792.62	819.20	2,430.69
Bank OZK		Unrestricted - Operating LT CD 7254	6901807254	04/07/21	03/15/23	0.2410%	818.87	792.62	819.20	2,430.69

Interest Earned - May 1, 2021 through July 31, 2021

Investment Type / Investment Provider	Rating	Fund	Account No.	Beginning Date	Maturity Date	Rate	Interest May	Interest June	Interest July	Interest Earned For the Period of May 1, 2021 through July 31, 2021
Certificate of Deposit										
Texas Regional Bank		Unrestricted - Operating LT CD 1646	321646	09/11/20	06/15/22	0.5000%	425.73	412.28	426.27	1,264.28
Texas Regional Bank		Unrestricted - Operating LT CD 1638	321638	09/11/20	05/16/22	0.4500%	383.06	370.93	383.50	1,137.49
Texas Regional Bank		Unrestricted - Operating LT CD 1620	321620	09/11/20	04/15/22	0.4500%	383.06	370.93	383.50	1,137.49
Texas Regional Bank		Unrestricted - Operating LT CD 3485	323485	01/28/21	11/15/22	0.3800%	1,292.17	1,250.48	1,292.33	3,834.98
Texas Regional Bank		Unrestricted - Operating LT CD 3493	323493	01/28/21	12/15/22	0.4000%	3,400.61	3,290.92	3,401.05	10,092.58
Texas Regional Bank		Construction - Operating LT CD 1612	321612	09/11/20	09/15/21	0.4000%	340.42	329.61	340.76	1,010.79
Texas Regional Bank		Interest & Sinking - ST CD 1604	321604	09/11/20	07/30/21	0.3800%	323.35	313.11	302.78	939.24
Texas Regional Bank		Unrestricted - Operating LT CD 3758	323758	02/17/21	10/14/22	0.3800%	1,937.30	1,875.71	1,938.23	5,751.24
Texas Regional Bank		Unrestricted - Operating LT CD 3766	323766	02/17/21	09/15/22	0.3800%	2,379.07	2,303.33	2,380.11	7,062.51
Texas Regional Bank		Unrestricted - Operating LT CD 3774	323774	02/17/21	08/15/22	0.3500%	297.38	287.92	297.51	882.81
Texas Regional Bank		Interest & Sinking - ST CD 3782	323782	02/17/21	07/31/21	0.2000%	1,529.13	1,480.17	1,529.53	4,538.83
Texas Regional Bank		Construction - Operating ST CD 3790	323790	02/17/21	02/15/22	0.3500%	594.77	575.83	595.03	1,765.63
Texas Regional Bank		Unrestricted - Operating LT CD 4251	324251	03/12/21	08/15/22	0.3000%	509.59	493.38	509.98	1,512.95
Texas Regional Bank		Unrestricted - Operating LT CD 4269	324269	03/12/21	10/15/22	0.3500%	594.52	575.65	595.05	1,765.22
Texas Regional Bank		Unrestricted - Operating LT CD 4277	324277	03/12/21	11/15/22	0.3500%	1,783.56	1,726.95	1,785.15	5,295.66
Texas Regional Bank		Unrestricted - Operating LT CD 4830	324830	04/27/21	04/14/23	0.2700%	2,293.15	2,219.18	2,293.40	6,805.73
Texas Regional Bank		Unrestricted - Operating LT CD 4814	324814	04/27/21	04/15/22	0.1800%	458.63	443.83	458.66	1,361.12
Texas Regional Bank		Unrestricted - Operating LT CD 4822	324822	04/27/21	03/15/23	0.2500%	1,061.64	1,027.40	1,061.75	3,150.79
Texas Regional Bank		Unrestricted - Operating LT CD 4962	324962	05/10/21	05/07/23	0.2000%	1,369.86	1,643.84	1,698.97	4,712.67
Allegiance Bank		Unrestricted - Operating LT CD 6277	5000026277	10/21/20	10/14/22	0.3000%	510.34	493.88	510.84	1,515.06
Allegiance Bank		Unrestricted - Operating LT CD 9610	5000029610	03/10/21	07/15/22	0.1500%	891.78	863.25	892.12	2,647.15
Allegiance Bank		Unrestricted - Operating LT CD 9628	5000029628	03/10/21	08/15/22	0.1500%	509.59	493.24	509.76	1,512.59
Allegiance Bank		Construction - Operating ST CD 9594	5000029594	03/10/21	09/01/21	0.1000%	246.61	246.63	254.87	748.11
Allegiance Bank		Construction - Operating LT CD 9743	5000029743	03/11/21	03/11/22	0.1500%	95.68	92.59	95.70	283.97
Allegiance Bank		Construction - Operating LT CD 9602	5000029602	03/10/21	03/10/22	0.1500%	382.19	369.94	382.32	1,134.45
Veritex Bank		Unrestricted - Operating LT CD 4655	9009004655	07/12/21	06/15/23	0.2000%	-	-	1,095.89	1,095.89
Veritex Bank		Unrestricted - Operating LT CD 4656	9009004656	07/12/21	07/14/23	0.2000%	-	-	876.71	876.71
Investment Pool										
TexPool (2)	AAAm	Interest & Sinking	7942700002			0.0189%	5.62	6.85	10.14	22.61
TexPool (2)	AAAm	Construction - Operating Transfer	7942700003			0.0189%	94.96	117.96	176.23	389.15
Money Market										
NexBank		Unrestricted - Operating #3	1513688			0.4000%	11,592.25	11,223.07	10,311.87	33,127.19
Veritex Bank		Construction - Operating Transfer #2	5501198393			0.0800%	645.17	694.40	717.59	2,057.16
NexBank		Interest & Sinking #2	1514660			0.4000%	431.91	418.19	384.24	1,234.34
Total Interest Earned - May 1, 2021 through July 31, 2021							**$ 149,683.88**	**$ 134,190.20**	**$ 123,212.17**	**$ 407,086.25**

(1) Includes Accrued Interest (2) Average Monthly Rate for TexPool

BBVA - The depository funds are collateralized by the following:

Irrevocable Standby Letter of Credit Number: 161978 - Expires at 5:00 p.m. Eastern Time, on January 5, 2022		
Federal Home Loan Bank of Atlanta at 1475 Peachtree Street N. E., Atlanta, Georgia 30309	$	90,000,000.00
FDIC - Checking Accounts		250,000.00
FDIC - Certificate of Deposits		250,000.00
Total Collateral as of July 31, 2021	**$**	**90,500,000.00**

Checking Accounts	$	28,195,113.28
Certificates of Deposit		12,359,431.63
Total BBVA Account Balances	$	40,554,544.91
100% Collateral Required	$	40,554,544.91

Bank OZK - The depository funds are collateralized by the following:

Irrevocable Standby Letter of Credit Number: 10004784 - Expires on March 3, 2022		
Federal Home Loan Bank of Dallas at 8500 Freeport Parkway South, Suite 100, Irving, Texas 75063-2547		8,150,000.00
Irrevocable Standby Letter of Credit Number: 10006049 - Expires on September 17, 2021		
Federal Home Loan Bank of Dallas at 8500 Freeport Parkway South, Suite 100, Irving, Texas 75063-2547		2,775,000.00
Irrevocable Standby Letter of Credit Number: 10006050 - Expires on April 19, 2022		
Federal Home Loan Bank of Dallas at 8500 Freeport Parkway South, Suite 100, Irving, Texas 75063-2547		5,030,000.00
Irrevocable Standby Letter of Credit Number: 10006051 - Expires on May 18, 2022		
Federal Home Loan Bank of Dallas at 8500 Freeport Parkway South, Suite 100, Irving, Texas 75063-2547		5,035,000.00
Irrevocable Standby Letter of Credit Number: 10006052 - Expires on June 17, 2022		
Federal Home Loan Bank of Dallas at 8500 Freeport Parkway South, Suite 100, Irving, Texas 75063-2547		5,040,000.00
Irrevocable Standby Letter of Credit Number: 10006342 - Expires on July 18, 2022		
Federal Home Loan Bank of Dallas at 8500 Freeport Parkway South, Suite 100, Irving, Texas 75063-2547		3,010,000.00
Irrevocable Standby Letter of Credit Number: 10006343 - Expires on August 17, 2022		
Federal Home Loan Bank of Dallas at 8500 Freeport Parkway South, Suite 100, Irving, Texas 75063-2547		3,010,000.00
Irrevocable Standby Letter of Credit Number: 10006344 - Expires on September 19, 2022		
Federal Home Loan Bank of Dallas at 8500 Freeport Parkway South, Suite 100, Irving, Texas 75063-2547		4,015,000.00
Irrevocable Standby Letter of Credit Number: 10008225 - Expires on March 17, 2022		
Federal Home Loan Bank of Dallas at 8500 Freeport Parkway South, Suite 100, Irving, Texas 75063-2547		2,000,000.00
Irrevocable Standby Letter of Credit Number: 10008226 - Expires on November 17, 2022		
Federal Home Loan Bank of Dallas at 8500 Freeport Parkway South, Suite 100, Irving, Texas 75063-2547		4,000,000.00
Irrevocable Standby Letter of Credit Number: 10008227 - Expires on March 17, 2023		
Federal Home Loan Bank of Dallas at 8500 Freeport Parkway South, Suite 100, Irving, Texas 75063-2547		4,000,000.00
Irrevocable Standby Letter of Credit Number: 10008727 - Expires on June 5, 2023		
Federal Home Loan Bank of Dallas at 8500 Freeport Parkway South, Suite 100, Irving, Texas 75063-2547		5,075,000.00
	$	**51,140,000.00**
FDIC - Certificate of Deposits		250,000.00
Total Collateral as of July 31, 2021	**$**	**51,390,000.00**

Total Bank OZK Account Balances	$	50,941,030.81
100% Collateral Required	$	50,941,030.81

East West Bank - The depository funds are collateralized by the following:

Irrevocable Letter of Credit Number: 2018-712 - Amendment 14. Expires on November 5, 2021		
Federal Home Loan Bank of San Francisco at 600 California Street, Suite 300, San Francisco, CA 94108		70,910,000.00
	$	**70,910,000.00**
FDIC - Certificate of Deposits		250,000.00
Total Collateral as of July 31, 2021	**$**	**71,160,000.00**

Total East West Bank Account Balances	$	54,312,343.59
100% Collateral Required	$	54,312,343.59

Texas Regional Bank - The depository funds are collateralized by the following:

Custodial Letter of Credit Number: 20000780-6. Expires on June 10, 2023		
Federal Home Loan Bank of Dallas at 8500 Freeport Parkway South, Suite 600, Irving, Texas 75063-2547		83,000,000.00
	$	**83,000,000.00**
FDIC - Certificate of Deposits		250,000.00
Total Collateral as of July 31, 2021	**$**	**83,250,000.00**
Texas Regional Bank Account Balances	$	82,109,611.31
100% Collateral Required	$	82,109,611.31

Allegiance Bank - The depository funds are collateralized by the following:

Irrevocable Standby Letter of Credit Number: 10006290 - Expires on October 21, 2022		
Federal Home Loan Bank of Dallas at 8500 Freeport Parkway South, Suite 100, Irving, Texas 75063-2547		1,800,000.00
Irrevocable Standby Letter of Credit Number: 10007837 - Expires on September 17, 2021		
Federal Home Loan Bank of Dallas at 8500 Freeport Parkway South, Suite 100, Irving, Texas 75063-2547		3,005,000.00
Irrevocable Standby Letter of Credit Number: 10007838 - Expires on March 18, 2022		
Federal Home Loan Bank of Dallas at 8500 Freeport Parkway South, Suite 100, Irving, Texas 75063-2547		3,760,000.00
Irrevocable Standby Letter of Credit Number: 10007839 - Expires on July 22, 2022		
Federal Home Loan Bank of Dallas at 8500 Freeport Parkway South, Suite 100, Irving, Texas 75063-2547		7,020,000.00
Irrevocable Standby Letter of Credit Number: 10008060 - Expires on August 22, 2022		
Federal Home Loan Bank of Dallas at 8500 Freeport Parkway South, Suite 100, Irving, Texas 75063-2547		4,010,000.00
	$	**19,595,000.00**
FDIC - Certificate of Deposits		250,000.00
Total Collateral as of July 31, 2021	**$**	**19,845,000.00**
Allegiance Bank Account Balances	$	19,765,445.40
100% Collateral Required	$	19,765,445.40

Veritex Bank - The depository funds are collateralized by the following:

Irrevocable Standby Letter of Credit Number: 4854000131 - Amendment 3. Expires on September 15, 2021		
Federal Home Loan Bank of Dallas at 8500 Freeport Parkway South, Suite 100, Irving, Texas 75063-2547		4,183,782.00
Irrevocable Standby Letter of Credit Number: 4854000131 - Amendment 3. Expires on September 15, 2021		
Federal Home Loan Bank of Dallas at 8500 Freeport Parkway South, Suite 100, Irving, Texas 75063-2547		3,835,000.00
Irrevocable Standby Letter of Credit Number: 1463001173 - Amendment 4. Expires on November 4, 2021		
Federal Home Loan Bank of Dallas at 8500 Freeport Parkway South, Suite 100, Irving, Texas 75063-2547		2,400,000.00
Irrevocable Standby Letter of Credit Number: 10008828 - Expires on June 19, 2023		
Federal Home Loan Bank of Dallas at 8500 Freeport Parkway South, Suite 100, Irving, Texas 75063-2547		10,039,234.00
Irrevocable Standby Letter of Credit Number: 10008829 - Expires on July 18, 2023		
Federal Home Loan Bank of Dallas at 8500 Freeport Parkway South, Suite 100, Irving, Texas 75063-2547		8,032,726.00
	$	**28,490,742.00**
FDIC - Money Market		250,000.00
Total Collateral as of July 31, 2021	**$**	**28,740,742.00**
Money Market	$	10,561,980.24
Certificates of Deposit		18,001,972.60
Total Veritex Bank Account Balances	$	28,563,952.84
100% Collateral Required	$	28,563,952.84

NexBank - The depository funds are 100% FDIC Insured, through a spread program:

FDIC - Money Market Insured Cash Sweep		31,492,187.44
FDIC Insured as of July 31, 2021	**$**	**31,492,187.44**
Total NexBank Account Balances	$	31,492,187.44
FDIC Insurance Required	$	31,492,187.44

Grand Total - Checking and Investment Account Balance

Checking Accounts		
BBVA Checking	$	28,195,113.28
Investment Accounts		
BBVA		12,359,431.63
Bank OZK		50,941,030.81
East West Bank		54,312,343.59
Texas Regional Bank		82,109,611.31
Allegiance Bank		19,765,445.40
Veritex Bank		18,001,972.60
Veritex Bank Money Market		10,561,980.24
NexBank		31,492,187.44
TexPool		11,620,764.91
Total Investments		291,164,767.93
Total Portfolio	$	319,359,881.21
less TexPool		(11,620,764.91)
Total Account Balance to be Collateralized	$	307,739,116.30

Grand Total - Checking and Investment Account Collateral

102% (100% LOC) Collateral Required		
BBVA		40,554,544.91
Bank OZK		50,941,030.81
East West Bank		54,312,343.59
Texas Regional Bank		82,109,611.31
Allegiance Bank		19,765,445.40
Veritex Bank		28,563,952.84
NexBank (100% FDIC Insured)		31,492,187.44
Total Collateral Required	$	307,739,116.31
Collateral		
BBVA		90,500,000.00
Bank OZK		51,390,000.00
East West Bank		71,160,000.00
Texas Regional Bank		83,250,000.00
Allegiance Bank		19,845,000.00
Veritex Bank		28,740,742.00
NexBank (100% FDIC Insured)		31,492,187.44
Total Collateral	$	376,377,929.44

The College's investments are in compliance with:

(A) the investment strategy expressed in the College investment policy; and
(B) relevant provisions of Chapter 2256 of the Public Funds Investment Act.

The primary objective of all investments activity is the preservation of capital and the safety of principal in the overall portfolio in accordance with STC's Board approved Investment Policy. The depository bank paid the College the highest rate of interest possible at the time of investment and in accordance with the depository bank contract.

Maria Elizondo

Maria G. Elizondo, Vice President for Finance and Administrative Services — August 24, 2021 Date

Myriam Lopez

Myriam Lopez, Comptroller — August 24, 2021 Date

Paul R. Rodriguez, Board of Trustees, Designated Investment Officer — August 24, 2021 Date

South Texas College
Checking Accounts
For the Quarter Ending July 31, 2021

Type of Deposit at BBVA	Fund	Checking No.	Interest Rate***	Beginning Market Value May 1, 2021	For The Quarter Ended July 31, 2021: Cash Receipts	Cash Disbursements	Transfers In / (Out)	Interest Earned	Accrued Interest	Ending Market Value * July 31, 2021
Public Funds Interest Checking	Operating	51015560	0.0100%	$ 18,682,738.42	$ 71,803,607.82	$ (74,531,938.23)	$ 2,371,578.12 (1)	$ 698.21	$ 210.80	$ 15,955,317.02
Public Funds Interest Checking	Payroll	51025558	0.0100%	236,774.59	18,552,794.06	(18,602,319.60)	-	13.94	3.59	187,266.58
Public Funds Interest Checking	Student	41376536	0.0100%	529,285.55	5,936,746.43	(5,994,694.60)	-	12.49	5.36	471,355.23
Public Funds Interest Checking	Federal Draw Down	51015544	0.0100%	(0.00)	15,883,519.38	(15,880,961.58)	-	7.20	14.84	2,579.84
Public Funds Interest Checking	Interest & Sinking - Bond 96, 02, 03, 04, 07, 10, 13, 14 & 15	51029782	0.0100%	4,458,233.21	1,569,809.08	(33,242.43)	1,003,356.47 (2)	123.46	42.28	5,994,965.60
Public Funds Interest Checking	Construction - E&G Transfer	51067625	0.0100%	4,980,321.62	1,000,749.99	(397,627.68)	-	136.63	48.45	5,583,629.01
Treasury Management Analysis Checking (Zero Balance Account)	Special	2530032925	0.0000%	-	965,401.31	(965,401.31)	-	-		-
Total Checking Accounts at July 31, 2021			**0.0075%**	**$ 28,887,353.39**	**$ 115,712,628.07**	**$ (116,406,185.43)**	**$ 3,374,934.59**	**$ 991.93**	**$ 325.32**	**$ 28,195,113.28**

* Ending Market Value reflect the BBVA available balance as of July 31, 2021 including accrued interest.

**Non-Interest Bearing Account to serve as the minimum monthly average balance in order for BBVA to waive bank fees.

(1) Transfers were made as follows:
a) Certificates of Deposit to Checking in May 2021
b) Checking to Certificate of Deposit in May 2021
c) Certificate of Deposit to Checking in June 2021
d) Certificates of Deposit to Checking in July 2021
e) Checking to Certificates of Deposit in July 2021

(2) Transfers were made as follows:
a) Certificates of Deposit to Checking in July 2021

South Texas College
Investment Report - Fiscal Year 2020-2021
For the Three Months Ending July 31, 2021

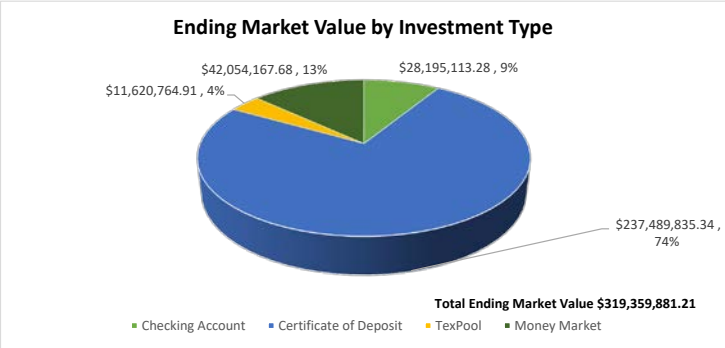

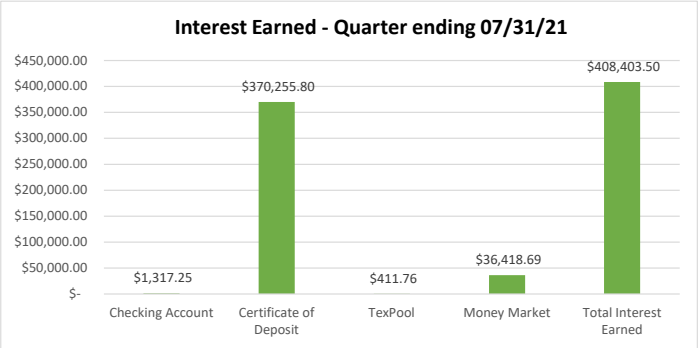

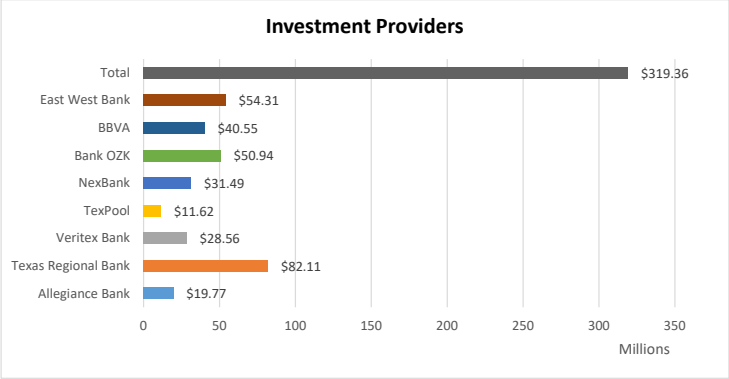

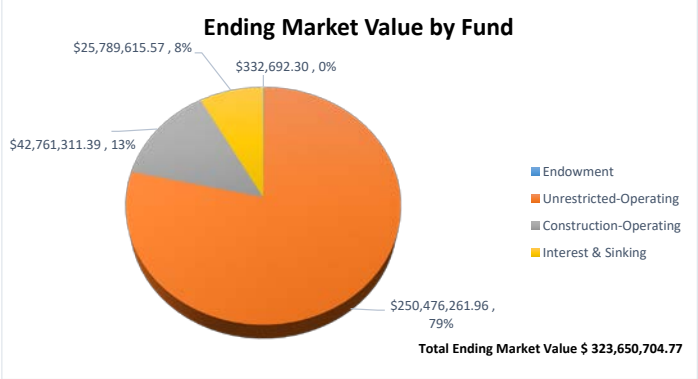

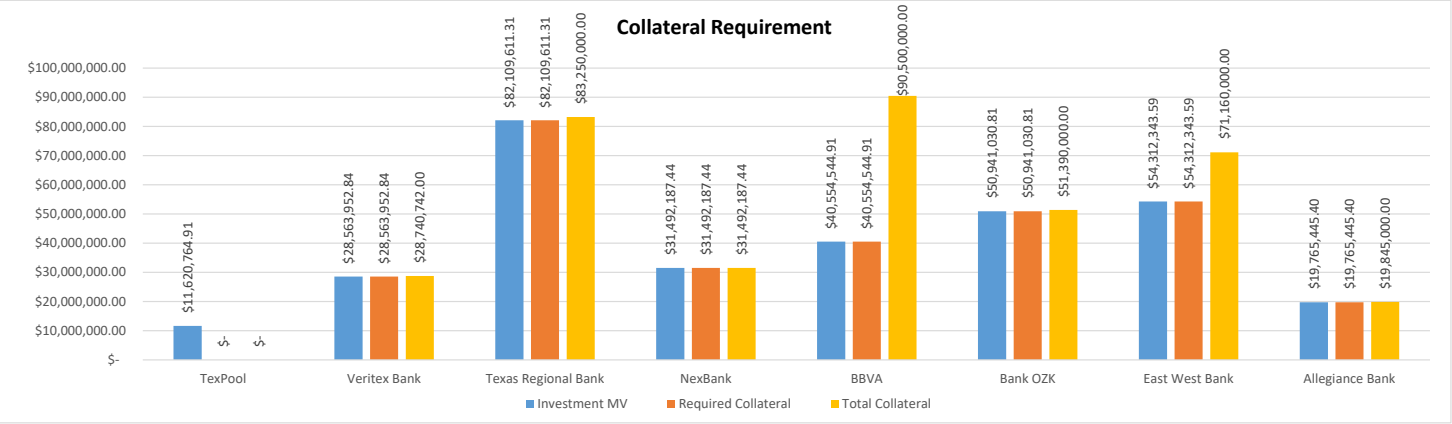

6

Summary of Revenues.

Summary of Revenues

Fiscal Year 2020 - 2021

As of July 31, 2021

92% of the Year Expired, 8% of the Year Remaining

Revenues	Amended Budget	Revised Budget	Actual To Date	Projected Revenue	Variance Over / (Under) Budget	Percent (%) of Budget Received/Projected
Appropriations	$ 53,896,205	$ 53,896,205	$ 44,148,745	$ 9,753,095	$ 5,635	100.01%
Tuition - Academic	26,696,844	26,696,844	28,587,131	-	1,890,287	107.08%
Tuition - CPWE [1]	2,094,695	2,094,695	1,060,739	129,021	(904,935)	56.80%
Tuition - ITED [2]	909,761	909,761	618,625	-	(291,136)	68.00%
Tuition - RCPSE [3]	-	-	9,828	-	9,828	0.00%
Fees - Academic	23,345,146	23,345,146	25,051,349	11	1,706,214	107.31%
Local Taxes	59,117,516	59,117,516	59,344,891	627,907	855,282	101.45%
Other Revenues [4]	6,366,179	6,366,179	8,696,435	383,176	2,713,432	142.62%
HEERF II (CRRSAA) Funds	9,292,568	9,292,568	11,340,769	-	2,048,201	0.00%
Carryover/Fund Allocation [5]	5,177,901	5,177,901	5,177,901	-	-	100.00%
Total Revenues	**$ 186,896,815**	**$ 186,896,815**	**$ 184,036,413**	**$ 10,893,210**	**$ 8,032,808**	**104.30%**

[1] CPWE - Continuing Professional and Workforce Education

[2] ITED - Industry Training and Economic Development

[3] RCPSE - Regional Center For Public Safety Excellence

[4] Other Revenues - Includes interest revenue based on actual investments

[5] Carryover/Fund Allocation - Includes only the carryover revenue spent

7

Summary of State Appropriations Revenue.

Summary of State Appropriation Revenues
Fiscal Year 2020 - 2021
As of July 31, 2021

		Amount Received						
	Budget	Academic Core/Contact Hour/ Student Success Formula Funding	Bachelor of Applied Technology Funding	Continuing Education Contact Hour Formula Funding	ITED Contact Hour Formula Funding	Total	% of Total	Variance Over/(Under) Budget*
State Appropriation - Contact Hours								
Fiscal Year 2020 - 2021								
September 2020	$ 5,061,924	$ 4,818,658	$ 156,912	$ 76,280	$ 10,074	$ 5,061,924		$ -
October 2020	5,061,928	4,818,662	156,912	76,280	10,074	5,061,928		-
November 2020	4,007,627	3,815,034	124,224	60,393	7,976	4,007,627		-
December 2020	4,007,627	3,815,034	124,224	60,393	7,976	4,007,627		-
January 2021	-	-	-	-	-	-		-
February 2021	-	-	-	-	-	-		-
March 2021	4,007,627	3,815,034	124,224	60,393	7,976	4,007,627		-
April 2021	4,007,627	3,815,034	124,224	60,393	7,976	4,007,627		-
May 2021	4,007,627	3,815,034	124,224	60,393	7,976	4,007,627		-
June 2021	4,007,627	3,815,034	124,224	60,393	7,976	4,007,627		-
July 2021	4,006,346	3,813,776	124,224	60,373	7,973	4,006,346		-
August 2021	4,006,346	-	-	-	-	-		(4,006,346)
Total State Appropriations - Contact Hours	**$ 42,182,306**	**$ 36,341,300**	**$ 1,183,392**	**$ 575,291**	**$ 75,977**	**$ 38,175,960**	**86.47%**	**$ (4,006,346)**
State Appropriation - Retirement/Medical								
Fiscal Year 2020 - 2021	$ 11,713,899							
September 2020						$ 761,009		
October 2020						761,075		
November 2020						769,023		
December 2020						788,687		
January 2021						723,637		
February 2021						744,946		
March 2021						435,039		
April 2021						238,112		
May 2021						242,671		
June 2021						277,805		
July 2021						230,781		
Total State Appropriations- Retirement/Medical	**$ 11,713,899**					**$ 5,972,785**	**13.53%**	**$ (5,741,114)**
State Special Appropriation								
Fiscal Year 2020 - 2021								
Total Special Appropriations	**$ -**					**$ -**	**0.00%**	**$ -**
Total State Appropriations	**$ 53,896,205**					**$ 44,148,745**	**100.00%**	**$ (9,747,460)**

8

Summary of Property Tax Revenue.

South Texas College
Summary of Maintenance and Operations (M&O) and
Interest and Sinking (I&S) Property Tax Collections - Tax Levy 2020
Fiscal Year 2020 - 2021
As of July 31, 2021 - Unaudited

Property Taxable Assessed Valuation and Tax Levy

	Hidalgo County	Starr County	Total
Taxable Assessed Valuation	$ 39,833,096,124.00	$ 2,282,809,930.00	$ 42,115,906,054.00
Tax Levy Based on Tax Rate and TAV			
M & O $0.1400/$100	$ 50,757,118.23	$ 2,979,151.73	$ 53,736,269.96
I & S $0.0318/$100	11,529,116.85	676,693.04	12,205,809.89
Total Tax Levy $0.1718/$100	$ 62,286,235.08	$ 3,655,844.77	$ 65,942,079.85
Elderly Tax Levy	5,722,812.63	204,990.07	5,927,802.70
Levy Loss	(1,111,252.42)	247,620.89	(863,631.53)
Late Rendition	84,486.36	-	84,486.36
Adjustments	2.17	-	2.17
Rounding	(0.82)	-	(0.82)
Total Tax Levy as per Tax Roll $0.1718/$100	$ 66,982,283.00	$ 4,108,455.73	$ 71,090,738.73

Property Tax Levy Collections

	2020 Hidalgo County	% of Total
Total Tax Levy	$ 66,982,283.00	-
Modifications to Levy	645,236.93	-
Total Tax Levy To Be Collected	$ 67,627,519.93	100.00%
Total Collections to Date	64,661,057.36	95.61%
Unrealized Amount	$ 2,966,462.57	4.39%

	Starr County	% of Total
Total Tax Levy	$ 4,108,455.73	-
Modifications to Levy	104,239.57	-
Total Tax Levy To Be Collected	$ 4,212,695.30	100.00%
Total Collections to Date	3,527,942.69	83.75%
Less: Refunds	1,641.11	
Unrealized Amount	$ 683,111.50	16.25%

	Total Hidalgo and Starr	% of Total
Total Tax Levy To Be Collected	$ 71,840,215.23	100.00%
Total Collections to Date	68,187,358.94	94.92%
Unrealized Amount	$ 3,652,856.29	5.08%

Penalty & Interest	
Hidalgo County - Penalty & Interest	$ 619,878.76
Starr County - Penalty & Interest	34,736.04
Total Penalty & Interest	$ 654,614.80
Total Collection - Levy, Penalty & Interest	$ 68,841,973.74

Collection, Appraisal, and Delinquent Tax Fees

	Hidalgo County	Starr County	Total
Collection Fees Agreement*	$ 103,212.00	$ 165,102.26	$ 268,314.26
Collection Fees - Paid to Date	94,611.00	148,667.32	243,278.32
Collection Fees % of Total Levy	0.15%	2.69%	
Rendition Collection	3,941.53	-	3,941.53
Redemption	-	35,488.21	35,488.21
Appraisal Fees Agreement	696,794.00	131,044.82	827,838.82
Appraisal Fees - Paid to Date**	681,122.66	124,451.64	805,574.30
Appraisal Fees % of Total Levy	1.04%	3.19%	
Delinquent Tax Attorney Fees	$ 533,395.40	$ 87,425.59	$ 620,820.99

*Estimated Collection Fee for Starr County
**The Appraisal Fee - Paid to Date included the payment for the 3rd quarter months of July, August and September. The September payment will be reclassified to FY22.

9

Summary of Expenditures by Classification.

Summary of Expenditures by Classification

Fiscal Year 2020 - 2021

As of July 31, 2021

92% of the Year Expired, 8% of the Year Remaining

Classification	Amended Budget	Revised Budget	Actual To Date Expenditures / Transfers & Contingencies	Percent (%) of Budget Expended	Projected Expenditures	Available Balance	Percent (%) of Budget Expended/ Projected
Salaries	$ 98,248,371	$ 98,248,371	$ 83,997,252	85.49%	$ 6,969,981	$ 7,281,138	92.59%
Benefits	27,668,623	27,668,623	26,056,203	94.17%	1,512,000	100,420	99.64%
Operating	32,249,628	32,708,200	23,776,828	72.69%	2,482,343	6,449,029	80.28%
Travel	2,235,954	1,512,728	100,187	6.62%	6,996	1,405,545	7.09%
Capital Outlay	1,446,175	1,710,829	1,069,153	62.49%	155,554	486,122	71.59%
Transfers	23,048,064	23,048,064	4,843,909	21.02%	18,204,155	-	100.00%
Contingencies	2,000,000	2,000,000	-	0.00%	-	2,000,000	0.00%
Grand Total	**$ 186,896,815**	**$ 186,896,815**	**$ 139,843,532**	**74.82%**	**$ 29,331,030**	**$ 17,722,253**	**90.52%**

10

Summary of Expenditures by Function.

Summary of Expenditures by Function/Classification
Fiscal Year 2020 - 2021
As of July 31, 2021
92% of the Year Expired, 8% of the Year Remaining

Function/Classification	Amended Budget	Revised Budget	Actual To Date Expenditures / Transfers & Contingencies	Percent (%) of Budget Expended	Encumbrances	Available Balance	Percent (%) of Budget Expended/ Encumbered
Salaries	$ 54,775,766	$ 52,272,541	$ 46,807,220	89.54%	$ 3,129,444	$ 2,335,877	95.53%
Benefits	15,553,000	14,438,357	12,825,937	88.83%	-	1,612,420	88.83%
Operating	8,445,170	4,790,530	3,389,487	70.75%	291,248	1,109,795	76.83%
Travel	1,149,324	699,267	74,690	10.68%	31,417	593,160	15.17%
Capital Outlay	663,421	364,263	143,031	39.27%	-	221,232	39.27%
Instruction	**80,586,681**	**72,564,957**	**63,240,365**	**87.15%**	**3,452,109**	**5,872,483**	**91.91%**
Salaries	593,196	585,184	342,817	58.58%	16,460	225,907	61.40%
Benefits	98,286	98,208	98,208	100.00%	-	-	100.00%
Operating	489,994	429,103	83,256	19.40%	48,709	297,138	30.75%
Travel	32,601	27,430	-	0.00%	-	27,430	0.00%
Capital Outlay	193,869	186,645	79,633	0.00%	107,012	-	0.00%
Public Service	**1,407,946**	**1,326,570**	**603,914**	**45.52%**	**172,181**	**550,475**	**58.50%**
Salaries	11,263,431	10,954,103	9,595,647	87.60%	904,105	454,351	95.85%
Benefits	3,121,126	3,053,710	3,053,710	100.00%	-	-	100.00%
Operating	3,363,656	3,608,360	2,659,853	73.71%	405,274	543,233	84.95%
Travel	398,741	186,759	5,977	3.20%	8,902	171,880	7.97%
Capital Outlay	282,738	562,605	384,972	68.43%	112,167	65,466	88.36%
Academic Support	**18,429,692**	**18,365,536**	**15,700,159**	**85.49%**	**1,430,448**	**1,234,929**	**93.28%**
Salaries	7,548,480	7,299,057	6,614,008	90.61%	568,824	116,225	98.41%
Benefits	2,272,002	2,224,638	2,224,638	100.00%	-	-	100.00%
Operating	1,426,610	1,357,208	884,635	65.18%	80,281	392,292	71.10%
Travel	238,616	170,896	3,925	2.30%	5,687	161,284	5.62%
Capital Outlay	36,646	30,300	26,064	86.02%	-	4,236	86.02%
Student Services	**11,522,354**	**11,082,099**	**9,753,270**	**88.01%**	**654,792**	**674,037**	**93.92%**

Summary of Expenditures by Function/Classification
Fiscal Year 2020 - 2021
As of July 31, 2021
92% of the Year Expired, 8% of the Year Remaining

Function/Classification	Amended Budget	Revised Budget	Actual To Date Expenditures / Transfers & Contingencies	Percent (%) of Budget Expended	Encumbrances	Available Balance	Percent (%) of Budget Expended/ Encumbered
Salaries	13,971,802	17,403,193	12,031,329	69.13%	1,012,855	4,359,009	74.95%
Benefits	3,585,676	4,690,087	4,690,087	100.00%	-	-	100.00%
Operating	7,281,798	11,634,789	9,830,959	84.50%	1,411,857	391,973	96.63%
Travel	291,777	323,079	12,649	3.92%	31,466	278,964	13.65%
Capital Outlay	156,918	445,752	339,496	76.16%	5,485	100,771	77.39%
Institutional Support	**25,287,971**	**34,496,900**	**26,904,520**	**77.99%**	**2,461,663**	**5,130,717**	**85.13%**
Salaries	10,095,696	9,734,293	8,606,231	88.41%	724,865	403,197	95.86%
Benefits	3,038,533	3,163,623	3,163,623	100.00%	-	-	100.00%
Operating	11,242,400	10,888,211	6,928,638	63.63%	2,591,799	1,367,774	87.44%
Travel	124,895	105,298	2,946	2.80%	2,301	100,051	4.98%
Capital Outlay	112,583	121,264	95,957	79.13%	23,217	2,090	98.28%
Operation & Maint - Plant	**24,614,107**	**24,012,689**	**18,797,395**	**78.28%**	**3,342,182**	**1,873,112**	**92.20%**
Operating	23,048,064	23,048,064	4,843,909	21.02%	-	18,204,155	21.02%
Transfers	**23,048,064**	**23,048,064**	**4,843,909**	**21.02%**	**-**	**18,204,155**	**21.02%**
Operating	2,000,000	2,000,000	-	0.00%	-	2,000,000	0.00%
Contingencies	**2,000,000**	**2,000,000**	**-**	**0.00%**	**-**	**2,000,000**	**0.00%**
Grand Total	**$ 186,896,815**	**$ 186,896,815**	**$ 139,843,532**	**74.82%**	**$ 11,513,375**	**$ 35,539,908**	**80.98%**

11

Summary of Auxiliary Fund Revenues and Expenditures.

Summary of Auxiliary Fund
Revenues and Expenditures
Fiscal Year 2020-2021
As of July 31, 2021

Revenues

	Original Budget	Revised Budget	Actual To Date	Variance Over / (Under) Budget
Bookstore	$ 400,000	$ 400,000	$ 579,889	$ 179,889
Food Service	480,625	480,625	13,355	(467,270)
NAH Catering Services	-	30	30	-
Vending Machines	120,000	120,000	21,990	(98,010)
Student Copier	1,000	1,000	-	(1,000)
MV-Child Care & Development	364,475	364,475	196,856	(167,619)
Interest Income-Aux	12,000	12,000	5,221	(6,779)
Professional Dev Conferences	80,000	80,000	6	(79,994)
PSJA College for All STC Campus Tou	275	275	-	(275)
National Summit for Dual Credit Pro	-	37,768	37,768	-
General Conferences	135,000	67,177	-	(67,177)
AEDT Program Events	3,184	3,184	6	(3,178)
Art Gallery - Library Projects	133	133	-	(133)
Ballet Folklorico Dance Carryover	38	38	-	(38)
Ballet Folklorico Dance Company	15,835	15,835	28	(15,807)
Binational Innovation Conference	1,775	1,775	3	(1,772)
Career Expo	1,526	1,526	1	(1,525)
Child Dev. Conference Fall & Spring	11,873	11,873	10,029	(1,844)
Communication Arts Department - AUX	-	25	25	-
Communication Arts Festival - AUX	33	33	-	(33)
Critical Thinking Conf - ADN/CHOC	3,055	3,055	5	(3,050)
Dr. Godinez Memorial Fund	2,129	2,129	4	(2,125)
Drama Theater	6,788	6,788	12	(6,776)
Non Public Fund	688,299	688,299	1,033	(687,266)
Professional Dev. Sponsorships	4,641	4,641	8	(4,633)
Philosophy Across the Americas	963	963	2	(961)
Science Olympiad/Planetarium-Aux	4,271	4,271	2,097	(2,174)
STC Black History Month - AUX	18	18	-	(18)
STC Future Heroes 5K Challenge	2,045	2,045	4	(2,041)
STC Student Assistance Micro-Grants	150,000	150,000	44	(149,956.00)
Student Activities & Wellness	1,272,290	1,272,290	1,317,485	45,195
Dual Credit Programs Summit	10,484	10,484	19	(10,465)
TASA Conference	6	6	-	(6)
ITED	12,879	12,879	23	(12,856)
Women's History Month - AUX	286	286	1	(285)
Women's Studies Human Rights	218	218	-	(218)
Women's Studies Sex Traffic Conf	2,041	2,041	4	(2,037)
Will'n In Weslaco	537	537	16	(521.00)
PATH Finders Academy STC NAH Ed.	-	30,000	30,000	-
Total Revenues	**$ 3,788,722**	**$ 3,788,722**	**$ 2,215,964**	**$ (1,572,758)**

Summary of Auxiliary Fund
Revenues and Expenditures
Fiscal Year 2020-2021
As of July 31, 2021

Expenditures

,

	Original Budget	Revised Budget	Actual To Date	Available Balance
Food Service	$ 480,625	$ 480,625	$ 64,353	$ 416,272
NAH Catering Services	-	30.00	-	$ 30
Student Copier	27,356	27,356	1,039	26,317
MV-Child Care & Development	364,475	364,475	127,258	237,217
Accreditation Auxiliary	6,000	6,000	684	5,316
Admin-Board of Trustees	1,518	3,618	1,839	1,779
Admin-Center for Learn Excellence	482	482	-	482
Admin-Enrollment Svc	837	837	107	730
Admin-Executive	1,735	1,735	1,206	529
Admin-Graduation	14,214	214	203	11
Admin-HR Employee Training &Recruit	805	805	-	805
Admin-Student Affairs	1,445	1,445	800	645
Admin-Valley Scholars	1,000	1,000	38	962
Admin-VP Academic Affairs	3,229	3,229	375	2,854
Admin-VP Finance & Admin Svcs	3,229	3,229	110	3,119
Admin-VP Info Svcs & Planning	3,229	3,229	-	3,229
Admin-VP Stud Svcs & Develop	3,229	3,229	-	3,229
Admin-Workforce Development	1,182	1,182	549	633
AEDT Program Events	3,184	3,184	127	3,057
Alumni and Friends	1,205	1,205	-	1,205
AMI Dual Competition	-	-	-	-
Art Gallery - Library Projects	133	133	-	133
Auxiliary Business Operations	52,000	52,000	49,369	2,631
Ballet Folklorico Dance Carryover	38	38	-	38
Ballet Folklorico Dance Company	15,835	15,835	600	15,235
Binational Innovation Conference	1,775	1,775	332	1,443
Career Expo	1,526	1,526	-	1,526
Child Dev. Conference Fall & Sprin	11,873	11,873	4,500	7,373
Communication Arts Festival - AUX	-	-	-	-
Communication Arts Festival - AUX	33	33	-	33
Community Engagement	723	723	-	723
CPWE - Auxiliary	482	482	-	482
Critical Thinking Conf - ADN/CHOC	3,055	3,055	-	3,055
Dr. Godinez Memorial Fund	2,129	2,129	-	2,129
Drama Theater	6,788	6,788	349	6,439
Empl Spouse/Depend Waiver	148,488	148,488	148,222	266
Employee Appreciation & Recognition	1,205	1,205	-	1,205
External Affairs	963	963	-	963
General Conferences	135,000	67,202	-	67,202

Continued……

Summary of Auxiliary Fund
Revenues and Expenditures
Fiscal Year 2020-2021
As of July 31, 2021

Expenditures

	Original Budget	Revised Budget	Actual To Date	Available Balance
Gift Cards	-	500	200	300
IME-BECAS Scholarship STC Matching	2,200	2,200	-	2,200
Institutional Grant	1,300	1,300	110	1,190
IS&P Focus Groups	24	24	-	24
Library Art Gallery Events	603	603	45	558
Library Events	723	723	508	215
Non Public Fund	688,299	688,299	112,655	575,644
Other Reserve	194,945	192,345	-	192,345
PR-College Events	14,956	14,956	7,371	7,585
Professional Dev Conferences	80,000	80,000	-	80,000
Professional Dev. Sponsorships	4,641	4,641	-	4,641
Philosophy Across the Americas	963	963	-	963
PSJA College for All STC Campus Tou	275	275	-	275
National Summit for Dual Credit Pro	-	37,768	4,628	33,140
RCPSE Trainings	96	96	94	2
Science Olympiad/Planetarium-Aux	4,271	4,271	848	3,423
Staff Devlpmt-College Wide	25,000	25,000	169	24,831
STC Black History Month - AUX	18	18	-	18
STC Future Heroes 5K Challenge	2,045	2,045	-	2,045
STC Student Assistance Micro-Grants	150,000	164,000	145,572	18,428
Stu Initiative-BA Prgm & Univ Rel	1,000	1,000	250	750
Student Affairs Trainings & Events	10,597	10,597	592	10,005
Student Activities & Wellness	1,272,290	1,272,290	941,941	330,349
Dual Credit Programs Summit	10,484	10,484	-	10,484
TASA Conference	6	6	-	6
TxDot Student Books	2,000	2,000	-	2,000
ITED	12,879	12,879	-	12,879
Victim Scholarship	5,000	5,000	-	5,000
Women's History Month - AUX	286	286	-	286
Women's Studies Human Rights	218	218	-	218
Women's Studies Sex Traffic Conf	2,041	2,041	-	2,041
Will'n In Weslaco	537	537	-	537
PATH Finders Academy STC NAH Ed.	-	30,000	26,483	3,517
Total Expenditures	**$ 3,788,722**	**$ 3,788,722**	**$ 1,643,526**	**$ 2,145,196**

12

Summary of Grant Revenues and Expenditures.

Summary of Grant Revenues and Expenditures

Fiscal Year 2020-2021

As of July 31, 2021

No.	Grant Name/Project Manager	Grant Budget	Advance Amount	Total Expenditures	Amount Requested	Report (s) submitted/ Payment Received	Amount Received	Amount Received Over / (Under) Expenditures
Federal Grants								
1	**High School Equivalency Program**	**371,430.00**	-	248,888.38	208,216.93		208,216.93	**(40,671.45)**
	Elias Hernandez 216030							Receivable balance
	Board Approval Date 08/27/19				1,469.40	Oct-19 / pmt rcv'd Oct-19		that will be billed in
	Grant Period 07/01/19-06/30/24				1,986.75	Nov-19 / pmt rcv'd Nov-19		August 2021
	Reporting Requirement- Mthly				5,413.36	Dec-19 / pmt rcv'd Jan-20		
					5,366.95	Jan-20 / pmt rcv'd Jan-20		
					3,442.44	Feb-20 / pmt rcv'd Feb-20		
					7,611.61	Mar-20 / pmt rcv'd Mar-20		
					11,588.06	Apr-20 / pmt rcv'd Apr-20		
					5,708.05	May-20 / pmt rcv'd May-20		
					10,405.59	Jun-20 / pmt rcv'd Jun-20		
					4,125.73	Jul-20 / pmt rcv'd Jul-20		
					5,187.12	Aug-20 / pmt rcv'd Aug-20		
					10,991.63	Sep-20 / pmt rcv'd Sep-20		
					6,162.13	Oct-20 / pmt rcv'd Oct-20		
					2,495.53	Nov-20 / pmt rcv'd Nov-20		
					4,780.86	Dec-20 / pmt rcv'd Dec-20		
					8,478.96	Jan-21 / pmt rcv'd Jan-21		
					11,058.63	Feb-21 / pmt rcv'd Feb-21		
					11,692.27	Mar-21 / pmt rcv'd Mar-21		
					10,923.73	Apr-21 / pmt rcv'd Apr-21		
					50,381.16	May-21 / pmt rcv'd May-21		
					13,120.45	Jun-21 / pmt rcv'd Jun-21		
					15,826.52	Jul-21 / pmt rcv'd Jul-21		
2	**National Science Foundation -Six S Academy**	**122,721.00**	-	150,879.90	133,569.68		133,569.68	**(17,310.22)**
	Thomas M Ndolo 216031							Receivable balance
	Board Approval Date 01/28/2020				19,125.00	May-20 / pmt rcv'd May-20		that will be billed in
	Grant Period 01/01/2020 - 12/31/2024				-	Jun-20		August 2021
	Reporting Requirements - TBD				8,424.57	Jul-20 / pmt rcv'd Jul-20		
					16,246.53	Aug-20 / pmt rcv'd Aug-20		
					8,674.62	Sep-20 / pmt rcv'd Sep-20		
					5,490.95	Oct-20 / pmt rcv'd Oct-20		
					623.36	Nov-20 / pmt rcv'd Dec-20		
					1,003.23	Dec-20 / pmt rcv'd Dec-20		
					19,086.64	Jan-21 / pmt rcv'd Jan-21		
					9,589.07	Feb-21 / pmt rcv'd Apr-21		
					765.30	Mar-21 / pmt rcv'd Apr-21		
					5,239.51	Apr-21 / pmt rcv'd Apr-21		
					3,179.25	May-21 / pmt rcv'd May-21		
					27,018.31	Jun-21 / pmt rcv'd Jun-21		
					9,103.34	Jul-21 / pmt rcv'd Jul-21		
3	**THECB Governor's GEER**	**537,084.00**	537,084.00	537,084.00	537,084.00		537,084.00	**-**
	Miguel Carranza 216032							
	Board Approval Date 09/22/2020				537,084.00	Advance / pmt rcv'd Sep -20		
	Grant Period 09/01/2020 - 08/31/2021							
	Reporting Requirements - Monthly							
4	**Child Care & Adult Care Food Program FY21**	**58,946.55**	4,748.55	24,770.34	24,051.50		24,051.50	**(718.84)**
	Sylvia Serrano 216033							Receivable balance
	Board Approval Date 09/22/2020				1,456.96	Nov-20 / pmt rcv'd Dec-20		that will be billed in
	Grant Period 10/01/2020 - 09/30/2021				4,748.55	Dec-20 / pmt rcv'd Dec-20		August 2021
	Reporting Requirements - Monthly				-	Jan-21		
					1,367.89	Feb-21/ pmt rcv'd Mar-21		
					2,609.03	Mar-21/ pmt rcv'd Mar-21		
					3,416.84	Apr-21/ pmt rcv'd Apr-21		
					3,805.92	May-21 / pmt rcv'd May-21		
					2,317.82	Jun-21 / pmt rcv'd Jun-21		
					4,328.49	Jul-21 / pmt rcv'd Jul-21		

Summary of Grant Revenues and Expenditures

Fiscal Year 2020-2021

As of July 31, 2021

No.	Grant Name/Project Manager	Grant Budget	Advance Amount	Total Expenditures	Amount Requested	Report (s) submitted/ Payment Received	Amount Received	Amount Received Over / (Under) Expenditures
5	**Region One Adult Education & Literacy Grant**	**219,577.62**	-	116,602.03	116,602.03		58,538.18	**(58,063.85)**
	Chris Anzaldua 216034							Receivable balance
	Board Approval Date 08/21/2020				-	Nov-20		that was billed in July
	Grant Period 07/01/2020 - 06/30/2021				3,941.71	Dec-20 / pmt rcv'd Mar-21		
	Reporting Requirements - Monthly				1,490.74	Jan-21 / pmt rcv'd Mar-21		
					64.68	Feb-21 / pmt rcv'd Mar-21		
					13,747.53	Mar-21 / pmt rcv'd Apr-21		
					6,915.70	Apr-21/ pmt rcv'd May-21		
					17,187.95	May-21 / pmt rcv'd May-21		
					15,189.87	Jun-21 / pmt rcv'd Jun-21		
					58,063.85	Jul-21 / pmt pending		
6	**Bridges to the Baccalaureate Research**	**19,798.00**	-	15,827.26	13,535.72		13,535.72	**(2,291.54)**
	Shima Chaudhary 216037							Receivable balance
	Board Approval Date 09/22/2020							that will be billed in
	Grant Period 08/01/2020 - 07/31/2025				1,181.40	Dec-20 / pmt rcv'd Jan-21		August 2021
	Reporting Requirements - Monthly				3,405.60	Jan-21 / pmt rcv'd Feb-21		
					1,470.76	Feb-21 / pmt rcv'd Feb-21		
					117.66	Mar-21 / pmt rcv'd Mar-21		
					-	Apr-21		
					-	May-21		
					-	Jun-21		
					7,360.30	Jul-21 / pmt rcv'd Jul-21		
7	**Department of Labor Susan Harwood Training Grant**	**130,053.00**	-	65,597.16	60,852.70		60,852.70	**(4,744.46)**
	Carlos Margo 216038							Receivable balance
	Board Approval Date 10/27/2020							that will be billed in
	Grant Period 09/30/2020 - 09/30/2021				1,347.77	Jan-21 / pmt rcv'd Mar-21		October 2021
	Reporting Requirement - Quarterly				6,430.00	Apr-21 / pmt rcv'd Apr-21		
					53,074.93	Jul-21 / pmt rcv'd Jul-21		
8	**Texas State Library and Archives CARES Cycle 2**	**50,000.00**	-	22,688.86	22,688.86		18,725.48	**(3,963.38)**
	Lisa Walters 216039							Receivable balance
	Board Approval Date 11/24/2020							that was billed in
	Grant Period 04/21/2020 - 08/31/2021				-	Mar-21		July 2021
	Reporting Requirement - Semi-annual				6,145.90	Apr-21/ pmt rcv'd May-21		
					12,579.58	May-21 / pmt rcv'd June-21		
					-	Jun-21		
					3,963.38	Jul-21 / pmt pending		
9	**TWC Accelerate Texas IV**	**499,895.00**	-	499,782.49	490,854.49		499,782.49	**0.00**
	Elizabeth Hernandez 216043							
	Board Approval Date 12/13/2018				6,469.54	Mar-19 / pmt rcvd Mar-19		
	Grant Period 01/01/2019 - 12/31/2020				29,620.18	Apr - 19 / pmt rcvd Apr-19		
	Reporting Requirement - Monthly				24,838.38	May-19 / pmt rcvd May-19		
					20,806.07	Jun-19/pmt rec'd Jun-19		
					53,317.68	Jul-19 /pmt rec'd Jul-19		
					23,057.99	Aug-19/pmt rec'd Aug-19		
					36,759.42	Sep-19 / pmt rec'd Sep-19		
					34,451.63	Oct-19 / pmt rec'd Oct-19		
					27,514.14	Nov-19 / pmt rcv'd Nov-19		
					12,456.92	Dec-19 / pmt rcv'd Jan-20		
					12,457.74	Jan-20 / pmt rcv'd Jan-20		
					2,029.32	Feb-20 / pmt rcv'd Feb-20		
					6,723.69	Mar -20 pmt rcv'd Mar 20		
					663.53	Apr-20 / pmt rcv'd Apr-20		
					792.38	May-20 / pmt rcv'd May-20		
					52,112.43	Jun-20 / pmt rcv'd Jun-20		
					23,923.15	Jul-20 / pmt rcv'd Jul-20		
					14,559.93	Aug-20 / pmt rcv'd Aug-20		

Summary of Grant Revenues and Expenditures

Fiscal Year 2020-2021

As of July 31, 2021

No.	Grant Name/Project Manager	Grant Budget	Advance Amount	Total Expenditures	Amount Requested	Report (s) submitted/ Payment Received	Amount Received	Amount Received Over / (Under) Expenditures
					24,912.74	Sep-20 / pmt rcv'd Sep-20		
					9,988.69	Oct-20 / pmt rcv'd Oct-20		
					12,238.43	Nov-20 / pmt rcv'd Nov-20		
					45,691.07	Dec-20 / pmt rcv'd Dec-20		
					(8,928.00)	Jan-21 / pmt rcv'd Jan-21		
					-	Feb-21		
					-	Mar-21		
					18,083.39	Apr-21/ pmt rcv'd Apr-21		
					6,058.75	May-21 / pmt rcv'd May-21		
					247.20	Jun-21 / pmt rcv'd Jun-21		
					8.10	Jul-21 / pmt rcv'd Jul-21		
	Extended: until 06/30/21							
10	**Explore! STEM FY20**	**17,279.81**	-	14,734.70	17,279.81		20,755.34	**2,545.11**
	Leonel Garcia 216046							
	Board Approval Date 06/23/2020				13,804.28	Oct-20 / pmt rcv'd Jan-21		
	Grant Period 03/20/2020 - 12/31/2020				3,475.53	Advance / pmt rcvd Jan-21		
	Reporting Requirement - At End of Project							
11	**Developing Hispanic Serving Institutions Grant**	**585,315.00**	-	135,231.10	82,204.57		82,204.57	**(53,026.53)**
	David Plummer 216047							Receivable balance
	Board Approval Date 09/22/2020				-	Nov-20		that will be billed in
	Grant Period 10/01/2020 - 09/30/2025				-	Dec-20		August 2021
	Reporting Requirement - Monthly				-	Jan-21		
					206.00	Feb-21 / pmt rcv'd Feb-21		
					-	Mar-21		
					1,648.86	Apr-21 / pmt rcv'd Apr-21		
					53,925.45	May-21 / pmt rcv'd May-21		
					10,614.97	Jun-21 / pmt rcv'd Jun-21		
					15,809.29	Jul-21 / pmt rcv'd Jul-21		
12	**WFS Apprenticeship Expansion FY 21-22**	**115,206.00**	-	74,763.81	73,217.19		73,577.19	**(1,186.62)**
	Leonel Garcia 216048							Receivable balance
	Board Approval Date 09/22/2020				3,901.65	Dec-20 / pmt rcv'd Jan-21		that will be billed in
	Grant Period 10/01/2020 - 08/31/2022				-	Jan-21		August 2021
	Reporting Requirement - Monthly				1,018.20	Feb-21 / pmt rcv'd Mar-21		
					10,207.85	Mar-21 / pmt rcv'd Apr-21		
					12,935.47	Apr-21 / pmt rcv'd Apr-21		
					28,488.83	May-21 / pmt rcv'd Jun-21		
					3,046.89	Jun-21 / pmt rcv'd Jun-21		
					13,618.30	Jul-21 / pmt rcv'd Jul-21		
13	**Be Aware 2: BioEnergy and Water for Agriculture Research**	**24,108.00**	-	490.06	490.06		-	**(490.06)**
	Maria Cervantes 216049							Receivable balance
	Board Approval Date 07/28/2020							that was billed in
	Grant Period 09/01/2020 - 08/31/2024				-	Feb-21		July 2021
	Reporting Requirement - Monthly				-	Mar-21		
					-	Apr-21		
					-	May-21		
					-	Jun-21		
					490.06	Jul-21 / pmt pending		
14	Explore! STEM FY-21	**31,000.00**	-	21,147.06	-		-	**(21,147.06)**
	Leonel Garcia 216051							Receivable balance
	Board Approved Date: 2/23/21 & 3/30/31				-	Apr-21		that will be billed in
	Grant Period 03/01/2021 - 12/31/2021				-	May-21		August 2021
	Reporting Requirement -				-	Jun-21		
					-	Jul-21		

Summary of Grant Revenues and Expenditures

Fiscal Year 2020-2021

As of July 31, 2021

No.	Grant Name/Project Manager	Grant Budget	Advance Amount	Total Expenditures	Amount Requested	Report (s) submitted/ Payment Received	Amount Received	Amount Received Over / (Under) Expenditures
15	Apprenticeship Tx 3 Expansion	**202,898.00**	-	1,354.47	-		-	**(1,354.47)**
	Leonel Garcia 216052							Receivable balance
	Board Approved Date: 6/22/2021				-	Jul-21		that will be billed in
	Grant Period 04/01/2021 - 09/30/2021							August 2021
	Reporting Requirement -							
16	**Continuous Improvement Grant**	**80,000.00**	80,000.00	43,996.08	80,000.00		80,000.00	**36,003.92**
	Juan Carlos Aguirre 216071							
	Board Approval Date 10/27/15				20,000.00	Advance / pmt rcvd May-16		
	Grant Period 11/05/15-06/30/19				10,000.00	Advance / pmt rcvd Oct-16		
	Reporting Requirement- Upon Request				10,000.00	Advance / pmt rcvd Apr-17		
					10,000.00	Advance / pmt rcvd Oct-17		
					10,000.00	Advance / pmt rcvd May-18		
					10,000.00	Advance / pmt rcvd Nov-18		
					10,000.00	Advance / pmt rcvd May-19		
	Extended: until activities completed							
17	**Carl Perkins Leadership ACE - IT**	**196,020.00**	-	107,784.91	99,625.84		99,625.00	**(8,159.91)**
	Rosemond Moore 216073							Receivable balance
	Board Approval Date 07/23/2019							that will be billed in
	Grant Period 09/01/2019-08/31/2021				-	Dec-19		September 2021
	Reporting Requirement- Quarterly				450.00	Mar-20 / pmt rcv'd May-20		
					161.53	Jun-20 / pmt rcv'd Jul-20		
					46,508.82	Sep-20 / pmt rcv'd Oct-20		
					1,276.87	Dec-20 / pmt rcv'd Feb 21		
					18,733.89	Mar-21 / pmt rcv'd May-21		
					32,494.73	Jun-21 / pmt rcv'd July-21		
18	**Carl Perkins Leadership DCCCD**	**10,025.00**	-	4,571.34	4,571.34		4,571.34	**-**
	Ali Esmaeili 216075							
	Board Approval Date: August 27, 2019				-	Jun-20		
	Grant Period 05/08/20 - 08/31/21				-	Jul-20		
	Reporting Requirement - Monthly				-	Aug-20		
					631.34	Sep-20 / pmt rcv'd Nov-20		
					-	Oct-20		
					-	Nov-20		
					-	Dec-20		
					2,093.29	Jan-21 / pmt rcv'd Feb 21		
					-	Feb-21		
					-	Mar-21		
					-	Apr-21		
					-	May-21		
					1,846.71	Jun-21 / pmt rcv'd Jun-21		
					-	Jul-21		
19	**Carl Perkins Basic 2021**	**1,805,785.00**	-	1,352,278.95	986,101.98		986,102.00	**(366,176.95)**
	Samantha Uriegas 216084							Receivable balance
	Board Approval Date 8/21/20							that will be billed in
	Grant Period 09/01/20-08/31/21				199,527.53	Dec-20 / pmt rcv'd Jan-21		September 2021
	Reporting Requirement-Qtrly				434,218.36	Mar-21 / pmt rcv'd May-21		
					352,356.09	Jun-21 / pmt rcv'd Jul-21		

Summary of Grant Revenues and Expenditures

Fiscal Year 2020-2021

As of July 31, 2021

No.	Grant Name/Project Manager	Grant Budget	Advance Amount	Total Expenditures	Amount Requested	Report (s) submitted/ Payment Received	Amount Received	Amount Received Over / (Under) Expenditures
20	**Child Care Access Means Parents in School (CCAMPIS)**	**464,900.00**	-	544,561.79	535,536.79		535,536.79	**(9,025.00)**
	Cecilia Villagran 216119							Receivable balance
	Board Approval Date 10/24/17				20,739.50	Dec-18 / pmt rcvd Dec-18		that will be billed in
	Grant Period 10/01/18-09/30/22				29,014.00	Jan-19 / pmt rcvd Jan-19		August 2021
	Reporting Requirement-Mthly				15,350.00	Feb-19 / pmt rcvd Feb-19		
					-	Mar-19		
					41,802.00	Apr-19 / pmt rcvd Apr-19		
					21,480.00	May-19 / pmt rcvd May-19		
					13,788.00	Jun-19 / pmt rcv'd Jun-19		
					12,468.00	Jul-19 / pmt rcv'd Jul-19		
					2,136.00	Aug-19 / pmt rcv'd Aug-19		
					11,204.00	Sep-19 / pmt rcv'd Sep-19		
					19,268.00	Oct-19 / pmt rcv'd Oct-19		
					21,476.00	Nov-19 / pmt rcv'd Nov-19		
					-	Dec-19		
					30,501.52	Jan-20 / pmt rcv'd Jan-20		
					17,538.00	Feb-20 / pmt rcv'd Feb-20		
					20,280.00	Mar -20 / pmt rcv'd Mar-20		
					50,407.40	May-20 / pmt rcvd May-20		
					4,000.00	Jun-20 / pmt rcv'd Jun-20		
					-	Jul-20		
					-	Aug-20		
					-	Sep-20		
					23,454.75	Oct-20 / pmt rcv'd Oct-20		
					12,065.00	Nov-20 / pmt rcv'd Dec-20		
					16,180.00	Dec-20 / pmt rcv'd Dec-20		
					9,989.17	Jan-21 / pmt rcv'd Jan-21		
					8,775.00	Feb-21 / pmt rcv'd Feb-21		
					15,845.00	Mar-21 / pmt rcv'd Mar-21		
					17,788.85	Apr-21 / pmt rcv'd Apr-21		
					73,107.65	May-21 / pmt rcv'd May-21		
					9,000.00	Jun-21 / pmt rcv'd Jun-21		
					17,878.95	Jul-21 / pmt rcv'd Jul-21		
21	**TWC Ability to Benefit - Pell**	**159,446.00**	-	102,220.42	102,220.42		102,220.42	-
	Elias Hernandez 216419							
	Board Approval Date: 12/13/18				1,672.87	Mar-19 / pmt rcvd Mar-19		
	Grant Period 01/01/19 - 12/31/20				1,807.10	Apr-19 / pmt rcvd Apr-19		
	Reporting Requirement - Monthly				1,806.98	May-19 / pmt rcv'd May-19		
					1,734.12	Jun-19 / pmt rcvd Jun-19		
					1,243.04	Jul-19 / pmt rcvd Jul-19		
					1,027.33	Aug-19 / pmt rcvd Aug-19		
					9,138.03	Sep-19 / pmt rcvd Sep-19		
					2,957.04	Oct-19 / pmt rcvd Oct-19		
					22,317.18	Nov-19 / pmt rcvd Nov-19		
					8,631.01	Dec-19 / pmt rcv'd Jan-20		
					1,632.73	Jan-20 / pmt rcv'd Jan-20		
					1,830.40	Feb-20 / pmt rcv'd Feb-20		
					1,092.05	Mar -20 pmt rcv'd Mar-20		
					278.96	Apr -20 pmt rcv'd Apr 20		
					3,857.91	May -20 / pmt rcv'd May-20		
					8,730.07	Jun-20 / pmt rcv'd Jun-20		
					1,711.91	Jul-20 / pmt rcv'd Jul-20		
					2,813.80	Aug-20 / pmt rcv'd Aug-20		
					471.99	Sep-20 / pmt rcv'd Sep-20		
					105.14	Oct-20 / pmt rcv'd Oct-20		
					6.29	Nov-20 / pmt rcv'd Nov-20		
					4,524.00	Dec-20 / pmt rcv'd Dec-20		
					-	Jan-21		

Summary of Grant Revenues and Expenditures

Fiscal Year 2020-2021

As of July 31, 2021

No.	Grant Name/Project Manager	Grant Budget	Advance Amount	Total Expenditures	Amount Requested	Report (s) submitted/ Payment Received	Amount Received	Amount Received Over / (Under) Expenditures
					7,843.63	Feb-21 / pmt rcv'd Mar-21		
					2,047.03	Mar-21 / pmt rcv'd Mar-21		
					3,367.01	Apr-21 / pmt rcv'd Apr-21		
					1,280.09	May-21 / pmt rcv'd May-21		
					81.60	Jun-21 / pmt rcv'd Jun-21		
					8,211.11	Jul-21 / pmt rcv'd Jul-21		
	Extended: until 06/30/21							
22	Texas Reskilling Support Fund	**112,500.00**	56,250.00	-	56,250.00		56,250.00	**56,250.00**
	Olivia De La Rossa 216421							
	Board Approved Date: 1/12/21				56,250.00	Advance / pmt rcvd Mar-21		
	Grant Period 01/21/21- 12/31/2							
	Reporting Requirement- Upon Request							
23	Texas Reskilling Support Fund	**112,500.00**	56,250.00	56,935.00	112,500.00		56,250.00	**55,565.00**
	Matthew Hebbard 216423							
	Board Approved Date: 1/12/21				56,250.00	Advance / pmt rcvd May-21		
	Grant Period 03/16/21- 2/15/22				56,250.00	Advance / pmt rcvd June-21		
	Reporting Requirement- Upon Request							
24	**CARES Act HEERF - MSI**	**1,255,089.00**	-	2,368,839.00	2,367,039.00		2,367,039.00	**(1,800.00)**
	Matthew Hebbard 216770							Receivable balance
	Board Approval Date: 06/23/20				766,879.00	Aug-20 / pmt rcv'd Aug-20		that will be billed
	Grant Period 06/08/20 - 04/12/2022				120,928.00	Sep-20 / pmt rcv'd Sep-20		in August
	Reporting Requirement - Drawdowns Monthly				(213,302.70)	Oct-20 / refund Nov-20		
					(152,332.30)	Nov-20 / refund Nov-20		
					(1,173.00)	Dec-20 / refund Dec-20		
					478,095.90	Jan-21 / pmt rcv'd Jan-21		
					11,827.50	Feb-21 / pmt rcv'd Feb-21		
					255,716.60	Mar-21 / pmt rcv'd Mar-21		
					(600.00)	Apr-21 / refund Apr-21		
					600.00	May-21 / pmt rcv'd Jun-21		
					736,800.00	Jun-21 / pmt pending*		
					363,600.00	Jul-21 / pmt rcv'd Jul-21		
25	**CARES Act HEERF II- Institutional**	**32,178,403.00**	-	11,415,118.24	11,410,654.24		11,410,654.24	**(4,464.00)**
	Mary Elizondo 216772							Receivable balance
	Board Approval Date: 1/26/2021				5,340,189.00	Apr-21 / pmt rcv'd Apr-21		that will be billed in
	Grant Period 01/15/21- 01/14/22				6,028,210.24	Jun-21 / pmt rcv'd Jul-21		August 2021
	Reporting Requirement - Drawdowns Monthly				42,255.00	Jul-21 / pmt rcv'd Jul-21		
	Total Federal Grants	***39,359,979.98***	***734,332.55***	***17,926,147.35***	***17,366,397.15***		***17,429,142.57***	***(444,230.31)***
State Grants								
26	**Work-Study Mentorship Program FY20**	**113,498.00**	113,498.00	113,498.00	113,498.00		113,498.00	**-**
	Juan Miguel Galvan 226006							
	Board Approval Date 09/24/19				113,498.00	Advance / pmt rcvd Nov-19		
	Grant Period 09/01/19 - 08/31/21							
	Reporting Requirement- End of each semester							
27	**Work-Study Mentorship Program 2020 - 2021**	**76,214.00**	76,214.00	4,901.77	76,214.00		76,214.00	**71,312.23**
	Juan Miguel Galvan 226007							
	Board Approval Date 09/22/20				84,290.00	Advance / pmt rcvd Oct-20		
	Grant Period 09/01/20 - 08/31/21				(8,076.00)	Apr-21 / refund Apr-21		
	Reporting Requirement- End of each semester							

Summary of Grant Revenues and Expenditures

Fiscal Year 2020-2021

As of July 31, 2021

No.	Grant Name/Project Manager	Grant Budget	Advance Amount	Total Expenditures	Amount Requested	Report (s) submitted/ Payment Received	Amount Received	Amount Received Over / (Under) Expenditures
28	**TWC Skills for Small Business FY21**	**210,000.00**	-	154,735.10	113,483.40		113,483.40	**(41,251.70)**
	Jose Raul Ruiz 226013							Receivable balance
	Board Approval Date 11/24/20							that will be billed in
	Grant Period 12/15/20 - 12/31/21				10,150.00	Jan-21 / pmt rcv'd Jan-21		August 2021
	Reporting Requirement- Monthly				38,018.50	Feb-21 / pmt rcv'd Mar-21		
					8,884.55	Mar-21 / pmt rcv'd Mar-21		
					6,834.45	Apr-21 / pmt rcv'd Apr-21		
					13,938.20	May-21 / pmt rcv'd May-21		
					3,940.70	Jun-21 / pmt rcv'd Jun-21		
					31,717.00	Jul-21 / pmt rcv'd Jul-21		
29	**TWC Skills 27**	**1,057,620.00**	-	965,344.92	965,344.92		897,460.26	**(67,884.66)**
	Daniel Masten 226126				-	Apr-19		Receivable balance
	Board Approval Date 02/26/2019				5,556.58	May-19 / pmt rcvd May-19		that was billed in
	Grant Period 03/12/19 - 02/29/21				19,135.28	Jun-19 / pmt rcvd Jun-19		June 2021
	Reporting Requirement - Mthly				39,407.32	Jul-19 / pmt rcvd Jul-19		
					24,087.83	Aug-19 / pmt rcvd Aug-19		
					64,225.98	Sep-19 / pmt rcvd Sep-19		
					16,637.38	Oct-19 / pmt rcvd Oct-19		
					47,207.68	Nov-19 / pmt rcvd Nov-19		
					68,998.98	Dec-19 / pmt rcv'd Jan-20		
					67,509.43	Jan-20 / pmt rcv'd Jan-20		
					34,209.25	Feb-20 / pmt rcv'd Feb-20		
					38,303.65	Mar-20 / pmt rcvd Mar-20		
					39,459.90	Apr-20 / pmt rcv'd Apr -20		
					52,370.87	May-20 / pmt rcv'd May -20		
					23,364.94	Jun-20 / pmt rcv'd Jun-20		
					29,991.58	Jul-20 / pmt rcv'd Jul-20		
					13,529.48	Aug-20 / pmt rcv'd Aug-20		
					18,089.67	Sep-20 /pmt rcv'd Sep20		
					6,695.92	Oct-20 / pmt rcv'd Oct-20		
					7,398.92	Nov-20 / pmt rcv'd Nov-20		
					6,080.76	Dec-20 / pmt rcv'd Dec-20		
					5,034.24	Jan-21 / pmt rcv'd Jan-21		
					161,211.17	Feb-21 / pmt rcv'd Mar-21		
					44,828.94	Mar-21 / pmt rcv'd Mar-21		
					18,225.03	Apr-21 / pmt rcv'd Apr-21		
					45,899.48	May-21 / pmt rcv'd May-21		
					67,884.66	Jun-21 / pmt pending*		
30	**TWC SDF COVID -19 Special Initiative**	**350,000.00**	-	311,266.08	320,409.92		304,735.98	**(6,530.10)**
	Jose R Ruiz 226127				-	Jul-20		Receivable balance
	Board Approval Date 06/01/2020				26,519.00	Aug-20 / pmt rcv'd Aug-20		that was billed in
	Grant Period 06/08/20 - 06/30/21				46,110.05	Sep-20 /pmt rcv'd Sep20		June and July 2021
	Reporting Requirement - Mthly				37,443.83	Oct-20 / pmt rcv'd Oct-20		
					12,116.84	Nov-20 / pmt rcv'd Nov-20		
					18,287.68	Dec-20 / pmt rcv'd Dec-20		
					8,828.00	Jan-21 / pmt rcv'd Jan-21		
					97,641.75	Feb-21 / pmt rcv'd in Mar-21 & Jun-21		
					29,146.05	Mar-21 / pmt rcv'd Jun-21		
					28,656.77	Apr-21 / pmt rcv'd Apr-21		
					9,129.85	May-21 / pmt rcv'd May-21		
					5,909.60	Jun-21 / pmt pending**		
					620.50	Jul-21 / pmt pending**		

Summary of Grant Revenues and Expenditures

Fiscal Year 2020-2021

As of July 31, 2021

No.	Grant Name/Project Manager	Grant Budget	Advance Amount	Total Expenditures	Amount Requested	Report (s) submitted/ Payment Received	Amount Received	Amount Received Over / (Under) Expenditures
31	**TWC Skills 28**	**332,042.00**	-	222,147.16	217,644.11		217,644.11	**(4,503.05)**
	Leonel Garcia 226128							Receivable balance
	Board Approval Date				504.00	Apr-20 / pmt rcv'd Apr-20		that will be billed
	Grant Period 03/09/20 - 08/31/21				6,411.38	May-20 / pmt rcv'd May -20		in August 2021
	Reporting Requirement - Mthly				26,970.06	Jun-20 / pmt rcv'd Jun-20		
					19,188.99	Jul-20 / pmt rcv'd Jul-20		
					11,236.08	Aug-20 / pmt rcv'd Aug-20		
					16,380.61	Sep-20 /pmt rcv'd Sep20		
					15,390.47	Oct-20 / pmt rcv'd Oct-20		
					7,134.95	Nov-20 / pmt rcv'd Nov-20		
					53,644.90	Dec-20 / pmt rcv'd Dec-20		
					1,548.28	Jan-21 / pmt rcv'd Jan-21		
					6,343.83	Feb-21 / pmt rcv'd Mar-21		
					19,041.45	Mar-21 / pmt rcv'd Mar-21		
					11,721.64	Apr-21 / pmt rcv'd Apr-21		
					9,121.10	May-21 / pmt rcv'd May21		
					9,331.19	Jun-21 / pmt rcv'd Jun-21		
					3,675.18	Jul-21 / pmt rcv'd Jul-21		
32	**TWC Skills Developmental Fund - Shell Contract**	**50,000.00**	-	-	-		-	-
	Leonel Garcia 226129				-	Apr-21		
	Board Approval Date				-	May-21		
	Grant Period 04/15/21 - 03/31/22				-	Jun-21		
	Reporting Requirement - Mthly				-	Jul-21		
33	**2018 College Readiness and Success - Completion Funds**	**175,088.00**	122,897.00	122,897.00	122,897.00		122,897.00	-
	Florinda Rodriguez 226234							
	Board Approval Date 08/28/18				66,638.00	Advance / pmt rcvd May-19		
	Grant Period 08/15/18 - 08/31/20				31,500.00	Advance / pmt rcvd May-20		
	Reporting Requirement- as requested by grantor				24,759.00	Advance / pmt rcvd Jun-20		
	No official program end date to use funds							
34	**Nursing Shortage Reduction Program**	**194,286.86**	194,286.86	194,286.86	194,286.86		194,286.86	-
	Jayson Valerio 226400							
	Board Approval Date: 11/28/17							
	Grant Period 09/01/17 - 8/31/21				194,286.86	Advance / pmt rcvd Feb-18		
	Reporting Requirement- Annual					Annual report due September		
35	**Nursing Shortage Reduction Program**	**504,544.87**	504,544.87	256,173.86	504,544.87		504,544.87	**248,371.01**
	Jayson Valerio 226401							
	Board Approval Date: 05/29/18				112,562.00	Advance / pmt rcvd Aug-18		
	Grant Period 05/01/18 - 4/30/22				112,543.00	Advance / pmt rcvd Sep-18		
	Reporting Requirement- Annual				(129,869.00)	Refund sent Nov-19		
					409,308.87	Advance / pmt rcvd Jan-20		
						Annual report due September		
36	**Nursing Shortage Reduction Program**	**84,626.50**	84,626.50	-	84,626.50		84,626.50	**84,626.50**
	Jayson Valerio 226402							
	Board Approval Date: 11/26/19							
	Grant Period 10/09/19 - 10/08/24				84,626.50	Advance / pmt rcvd Nov-19		
	Reporting Requirement- Annual							
	Total State Grants	***3,147,920.23***	***1,096,067.23***	***2,345,250.75***	***2,712,949.58***		***2,629,390.98***	***284,140.23***

Summary of Grant Revenues and Expenditures

Fiscal Year 2020-2021

As of July 31, 2021

No.	Grant Name/Project Manager	Grant Budget	Advance Amount	Total Expenditures	Amount Requested	Report (s) submitted/ Payment Received	Amount Received	Amount Received Over / (Under) Expenditures
Local/Private Grants								
37	**City of McAllen Phase 24**	**260,000.00**	-	246,877.72	228,537.12		228,537.12	**(18,340.60)**
	Leonel Garcia 236016							Receivable balance
	Board Approval Date 10/27/20				22,756.98	Nov-20 / pmt rcv'd Dec-20		that will be billed
	Grant Period 10/01/20 - 09/30/21				55,439.00	Dec-20 / pmt rcv'd Jan-21		in August 2021
	Reporting Requirement- Mthly				4,997.46	Jan-21 / pmt rcv'd Jan-21		
					21,918.81	Feb-21 / pmt rcv'd March-21		
					8,420.00	Mar-21 / pmt rcv'd March-21		
					13,492.68	Apr-21 / pmt rcv'd Apr-21		
					22,705.92	May-21 / pmt rcv'd May21		
					38,916.26	Jun-21 / pmt rcv'd Jun-21		
					39,890.01	Jul-21 / pmt rcv'd Jul-21		
	Edinburg Economic Development Corporation	**93,110.00**	91,381.08	92,389.39	93,110.00		1,728.92	**720.61**
38	Leonel Garcia 236032							Payable balance
	Board Approval Date 9/25/2018				1,728.92	Sep-19 / pmt rcv'd Sep-19		that will be returned
	Grant Period 06/01/2019 - 05/31/2020				91,381.08	Advance / pmt rcv'd Sep-19		in August 2021
	Reporting Requirement- Monthly					CLOSED		
	Extended 12/31/2020							
39	**Workforce Solutions -RGV Partnership Short Term Training**	**40,000.00**	10,000.00	24,156.00	24,156.00		24,156.00	-
	Olivia De La Rosa 236035							
	Board Approval Date: 07/28/20				10,000.00	Advance / pmt rcvd Sep-20		
	Grant Period 08/03/20-08/31/21				-	Oct -20		
	Reporting Required- Monthly				-	Nov -20		
					-	Dec -20		
					-	Jan-21		
					14,156.00	Feb-21 / pmt rcv'd Feb-21		
					-	Mar-21		
					-	Apr-21		
					-	May-21		
					-	Jun-21		
					-	Jul-21		
40	**Weslaco EDC FY21**	**75,000.00**	-	74,914.00	46,326.00		46,326.00	**(28,588.00)**
	Leonel Garcia 236036							Receivable balance
	Board Approval Date: 10/27/20				-	Oct -20		that will be billed
	Grant Period 10/01/20-09/30/21				-	Nov -20		after completion of
	Reporting Required- End of Class				-	Dec-20		course
					-	Jan-21		
					21,798.00	Feb-21/ pmt rcv'd Mar-21		
					-	Mar-21		
					4,032.00	Apr 21/ pmt rcv'd May-21		
					6,216.00	May-21/ pmt rcv'd Jun-21		
					7,112.00	Jun-21 / pmt rcv'd Jun-21		
					7,168.00	Jul-21 / pmt rcv'd Jul-21		
41	**TexPREP Roma Independent School District**	**180,000.00**	207,344.03	198,500.36	216,000.00		216,000.00	**17,499.64**
	Rebecca De Leon 236040							
	Board Approval Date:				36,000.00	Jul-15 / pmt rcv'd Jul-15		
	Grant Period 06/01/15-08/31/20				36,000.00	Jul-16 / pmt rcv'd Jul-16		
	MOU-No Reporting Required				36,000.00	Apr-17 / pmt rcv'd Apr-17		
					36,000.00	Jul-18 / pmt rcv'd Jul-18		
					36,000.00	May-19 / pmt rcv'd May-19		
					36,000.00	May-21 / pmt rcv'd Jun-21		
						No Reporting Required		
	Extended: Ongoing agreement, no end date							

Summary of Grant Revenues and Expenditures

Fiscal Year 2020-2021

As of July 31, 2021

No.	Grant Name/Project Manager	Grant Budget	Advance Amount	Total Expenditures	Amount Requested	Report (s) submitted/ Payment Received	Amount Received	Amount Received Over / (Under) Expenditures
42	**TexPREP Weslaco Independent School District**	**126,000.00**	126,000.00	99,028.34	126,000.00		90,000.00	**26,971.66**
	Rebecca De Leon 236041							
	Board Approval Date:				9,000.00	Jun-16 / pmt rcv'd Jun-16		
	Grant Period 02/17/16-08/31/20				18,000.00	Jun-17 / pmt rcv'd Jun-17		
	MOU-No Reporting Required				27,000.00	Jun-18 / pmt rcv'd Jun-18		
					36,000.00	Jun-19 / pmt rcv'd Jun-19		
					36,000.00	May-21 / pmt rcv'd Jun-21		
						No Reporting Required		
	Extended: Ongoing agreement, no end date							
43	**TexPREP PSJA Independent School District**	**172,200.00**	172,200.00	132,526.54	172,200.00		136,200.00	**39,673.46**
	Rebecca De Leon 236042							
	Board Approval Date:				28,200.00	Jul-16 / pmt rcv'd Aug-16		
	Grant Period 02/17/16-08/31/20				36,000.00	May-17 / pmt rcv'd May-17		
	MOU-No Reporting Required				36,000.00	Jul-18 / pmt rcv'd Jul-18		
					36,000.00	Jun-19 / pmt rcv'd Jun-19		
					36,000.00	May-21 / pmt rcv'd Jun-21		
						No Reporting Required		
	Extended: Ongoing agreement, no end date							
44	**TexPREP Hidalgo Independent School District**	**108,000.00**	108,000.00	97,676.26	108,000.00		108,000.00	**10,323.74**
	Rebecca De Leon 236043							
	Board Approval Date:				36,000.00	Jul-17 / pmt rcvd July-17		
	Grant Period 05/01/17-08/31/20				36,000.00	Jun-17 / pmt rcvd Jul-18		
	MOU-No Reporting Required				36,000.00	May-19 / pmt rcvd May-19		
						No Reporting Required		
	Extended: Ongoing agreement, no end date							
45	**WFS STC Online Program Support Expansion Grant**	**164,610.00**	-	159,865.95	156,625.89		156,210.14	**(3,655.81)**
	Leonel O Garcia 236061							Receivable balance
	Board Approval Date: 06/23/20				12,000.00	Aug-20 / pmt rcv'd Sep-20		that was billed in July
	Grant Period 05/01/20-08/31/21				35,490.29	Sep-20 / pmt rcv'd Oct-20		and will be billed in
	Reporting Requirement- 10th each month				29,850.00	Oct-20 / pmt rcv'd Oct-20		August 2021
					3,708.23	Nov-20 / pmt rcv'd Nov-20		
					15,590.36	Dec-20 / pmt rcv'd Dec-20		
					17,577.96	Jan-21 / pmt rcv'd Jan-21		
					3,950.99	Feb-21 / pmt rcv'd Feb-21		
					28,026.47	Mar-21 / pmt rcv'd Mar-21		
					1,705.51	Apr-21 / pmt rcv'd Apr-21		
					5,530.88	May-21 / pmt rcv'd May-21		
					2,779.45	Jun-21 / pmt rcv'd Jun-21		
					415.75	Jul-21 / pmt pending*		
46	**Inventors and Entrepreneur Collaboration**	**2,500.00**	2,500.00	1,516.75	2,500.00		2,500.00	**983.25**
	Mario Reyna 236070							
	Board Approval Date: NA				2,500.00	Advance / pmt rcvd Mar-17		
	Grant Period 12/07/16- 12/31/21							
	Reporting Requirement- As requested					As Requested by Grantor		
47	**Child Care Quality Training CDA**	**79,804.70**	-	57,423.85	51,543.85		57,423.85	-
	Veronica Rodriguez 236126				-	Apr-19 to Aug19		
	Board Approval Date: 01/29/2019				13,783.00	Sep-19 / pmt rcv'd Oct-19		
	Grant Period 02/08/19- 12/31/19				2,710.70	Oct-19 / pmt rcv'd Oct-19		
	Reporting Requirement- Monthly				10,336.00	Nov-19 / pmt rcv'd Nov-19		
					-	Dec-19		
					-	Jan-20		
					7,942.00	Feb-20 / pmt rcv'd Mar- 20		
					1,780.35	Mar -20 / pmt rcv'd Apr -20		
					6,292.00	Apr-20 / pmt rcv'd May-20		

Summary of Grant Revenues and Expenditures

Fiscal Year 2020-2021

As of July 31, 2021

No.	Grant Name/Project Manager	Grant Budget	Advance Amount	Total Expenditures	Amount Requested	Report (s) submitted/ Payment Received	Amount Received	Amount Received Over / (Under) Expenditures
					-	May -20		
					-	Jun -20		
					-	Jul -20		
					-	Aug-20		
					-	Sep-20		
					-	Oct-20		
					-	Nov-20		
					-	Dec-20		
					-	Jan-21		
					8,699.80	Feb-21 / pmt rcv'd Mar-21		
					-	Mar-21		
					-	Apr-21		
					-	May-21		
					-	Jun-21		
					-	Jul-21		
	Extended: 9/30/21							
48	**Strengthening Guided Pathways**	**30,000.00**	30,000.00	-	30,000.00		30,000.00	**30,000.00**
	Christopher Nelson 246024							
	Board Approval Date: 06/25/19				30,000.00	Advance / pmt rcvd Aug-19		
	Grant Period: 06/01/2019 - 12/31/2020							
	Reporting Requirement -TBD							
	Extended: 08/31/2021							
49	**AT&T Aspire**	**101,570.00**	101,570.00	17,944.47	101,570.00		101,570.00	**83,625.53**
	Jose Moroles 246044							
	Board Approval Date: 08/27/19				101,570.00	Advance / pmt rcvd Aug-19		
	Grant Period: 09/01/2019 - 08/31/2020							
	Reporting Requirement -TBD							
	Extended: no cost extension to 11/30/2021							
50	**Rio South Texas ECDF**	**314,150.00**	-	302,072.14	302,072.14		297,943.03	**(4,129.11)**
	Leonel O. Garcia 246046							Receivable balance
	Board Approval Date: 05/22/20				1,298.13	July-20 / pmt rcv'd Aug-20		that was billed in
	Grant Period: 06/01/2020 - 06/15/2021				1,275.25	Aug-20 / pmt rcv'd Sep-20		in July 2021
	Reporting Requirement -Monthly & CMOPT Report				43,450.80	Sep-20 / pmt rcv'd Sep-20		
					5,418.12	Oct-20 / pmt rcv'd Nov-20		
					66,102.63	Nov-20 / pmt rcv'd Dec-20		
					19,046.17	Dec-20 / pmt rec'd Feb 20		
					77,122.83	Jan-21 / pmt rec'd Feb 20		
					368.93	Feb-21 / pmt rcv'd Mar-21		
					5,017.05	Mar-21 / pmt rcv'd Mar-21		
					2,841.24	Apr-21 / pmt rcv'd Apr-21		
					68,991.40	May-21 / pmt rcv'd May-21		
					7,010.48	Jun-21 / pmt rcv'd Jun-21		
					4,129.11	Jul-21 / pmt pending		
51	**GOOGLE IT Certificate Program**	**10,000.00**	10,000.00	9,728.78	10,000.00		10,000.00	**271.22**
	Saeed Molki 246048							
	Board Approval Date: 04/30/20				6,500.00	Advance / pmt rcv'd Oct-20		
	Grant Period: 08/01/2020 - 12/01/2020				3,500.00	Nov-20 / pmt rcv'd Dec-20		
	Reporting Requirement: As Milestones are Met							
52	**BBVA Community Foundation Robotics**	**8,000.00**	8,000.00	7,944.96	8,000.00		8,000.00	**55.04**
	Leonel Garcia 246053							
	Board Approval Date: 10/27/20				8,000.00	Advance / pmt rcv'd Nov-20		
	Grant Period: 11/01/2020 - 10/31/2021							
	Reporting Requirement -TBD							

Summary of Grant Revenues and Expenditures

Fiscal Year 2020-2021

As of July 31, 2021

No.	Grant Name/Project Manager	Grant Budget	Advance Amount	Total Expenditures	Amount Requested	Report (s) submitted/ Payment Received	Amount Received	Amount Received Over / (Under) Expenditures
53	**BBVA Foundation Advance Industrial Automation**	**5,000.00**	5,000.00	5,000.00	5,000.00		5,000.00	**0.00**
	Leonel O. Garcia 246064							
	Board Approval Date: 12/10/19				5,000.00	Advance / pmt rcvd Nov-19		
	Grant Period: 11/01/2019 - 10/31/2020							
	Reporting Requirement - TBD							
54	**Texas Communities Foundation (TRSDA donation)**	**2,000.00**	2,000.00	1,000.00	2,000.00		2,000.00	**1,000.00**
	Ali Esmaeili 246081							
	Board Approval Date:							
	Grant Period 02/28/18 - TBD				2,000.00	Advance / pmt rcvd Aug-18		
	Reporting Requirement - TBD							
55	Educate Texas RGV Focus - STC Certficiaton	**25,000.00**	25,000.00	20,935.75	25,000.00		25,000.00	**4,064.25**
	Isac Garza 246082							
	Board Approval Date:				25,000.00	Advance / pmt rcvd Apr-21		
	Grant Period 04/01/21 - 05/31/21							
	Reporting Requirement - TBD							
56	**Community Health Project - Knapp Medical Center**	**50,000.00**	50,000.00	50,000.00	50,000.00		50,000.00	**-**
	Jayson Valerio 246136							
	Board Approval Date: 01/30/18				7,460.75	Advance / pmt rcvd Mar-18		
	Grant Period 03/19/18 - 03/18/21				7,460.75	Advance / pmt rcvd Jun-18		
	Reporting Requirement - Semi-annual				19,960.75	Advance / pmt rcvd Jan-19		
						Report submitted January 25, 2019		
					5,039.25	Advance / pmt rcvd Feb-19		
					5,039.25	Advance / pmt rcvd Jun-20		
					5,039.25	Advance / pmt rcvd Aug-20		
	Extended: 03/18/21							
57	**Texas Affordable Baccalaureate Medical and Health Scienc**	**73,450.00**	73,450.00	73,223.15	73,450.00		73,450.00	**226.85**
	Kevin Peek 246141							
	Board Approval Date: 07/24/18				36,725.00	Advance/ pmt rcvd Oct-18		
	Grant Period 08/08/18 - 08/01/23				36,725.00	Advance/ pmt rcvd Sep-19		
	Reporting Requirement - Semi-annual							
	Reporting Requirement - TBD							
58	**TAB - BASOL / TMGT**	**67,733.00**	67,733.00	67,728.73	67,733.00		67,733.00	**4.27**
	Kevin Peek 246142							
	Board Approval Date: 01/29/19				33,866.50	Advance/ pmt rcvd Oct-18		
	Grant Period 02/06/19 - 01/01/24				33,866.50	Advance/ pmt rcvd Jun-20		
	Reporting Requirement - Due annually							
59	**Catch the Next Dream Catchers Program**	**36,000.00**	36,000.00	34,834.78	36,000.00		36,000.00	**1,165.22**
	Margaretha Bischoff 246150-R23010							
	Mario Morin 246150-R21201				10,000.00	Advance / pmt rcvd Sep-17		
	Board Approval Date: 09/19/17				8,000.00	Advance / pmt rcvd Oct-17		
	Grant Period 07/01/17 - 06/30/18				10,000.00	Advance / pmt rcvd Sep-18		
	Reporting Requirement - TBD				8,000.00	Advance / pmt rcvd Jun-19		
						Closed		
	Extended: no cost extension to							
	6/30/19, then 9/1/19, final to 10/31/19							
	Total Local/Private Grants	***2,024,127.70***	***1,126,178.11***	***1,775,287.92***	***1,817,714.00***		***1,773,778.06***	***161,871.22***
	GRAND TOTAL	**44,532,027.91**	**2,956,577.89**	**22,046,686.02**	**21,897,060.73**		**21,832,311.61**	**1,781.14**

Note: This is not an all inclusive listing of STC's grants. Student specific grants are handled by Billings & Receivable Department and are not included on this list.

Summary of Grant Revenues and Expenditures

Fiscal Year 2020-2021
As of July 31, 2021

Types of Grants	*No.*	Budget	Advance Amount	Expenditures	Amount Requested	Received	Amount Received Over / (Under) Expenditures
Federal Grants	25	39,359,979.98	734,332.55	17,926,147.35	17,366,397.15	17,429,142.57	(444,230.31)
State Grants	11	3,147,920.23	1,096,067.23	2,345,250.75	2,712,949.58	2,629,390.98	284,140.23
Local / Private Grants	23	2,024,127.70	1,126,178.11	1,775,287.92	1,817,714.00	1,773,778.06	161,871.22
Total	**59**	**44,532,027.91**	**2,956,577.89**	**22,046,686.02**	**21,897,060.73**	**21,832,311.61**	**1,781.14**

.

13

Summary of Bid Solicitations.

SOUTH TEXAS COLLEGE
SUMMARY OF SOLICITATIONS
FY 2021 - 2022

BID NUMBER	ITEM	ADVERTISING DATE	OPENING DATE	PROJECTED BOARD MONTH	AWARD DATE
21-22-1001	Property and Casualty Insurance	05/19/21 05/26/21	6/11/2021	July	
21-22-1002	Childcare Services	05/19/21 05/26/21	6/18/2021	July	
21-22-1003	Printing Projects	05/26/21 06/02/21	6/10/2021	July	
21-22-1004	Promotional Items for Student Outreach	06/09/21 06/16/21	6/24/2021	August	
21-22-1005	Promotional T-Shirts for Student Outreach	06/09/21 06/16/21	6/24/2021	August	
21-22-1006	Welding Gases, Metals, and Supplies	07/07/21 07/14/21	7/22/2021	September	
21-22-1007	Cyber Liability Insurance	07/02/21 07/28/21	8/5/2021	August	

Updated 7/22/21

SOUTH TEXAS COLLEGE
SUMMARY OF SOLICITATIONS
FY 2020 - 2021

BID NUMBER	ITEM	ADVERTISING DATE	OPENING DATE	PROJECTED BOARD MONTH	AWARD DATE
20-21-1001	Property and Casualty Insurance	05/11/20 05/18/20	6/5/2020	July	7/28/2020
20-21-1002	Childcare Services	05/27/20 06/03/20	6/19/2020	July	7/28/2020
20-21-1003	Library Materials	06/10/20 06/17/20	6/25/2020	August	8/25/2020
20-21-1004	Purchase of Welding Supplies	06/24/20 07/01/20	7/9/2020	August	8/25/2020
20-21-1005	Glass, Plexiglass, and Installation	06/24/20 07/01/20	7/9/2020	August	8/25/2020
20-21-1006	Office Supplies	07/15/20 07/22/20	7/30/2020	August	8/25/2020
20-21-1007	Rebid - Primary Bank Depository Services	07/01/20 07/08/20	7/17/2020	October	10/27/2020
20-21-1008	HEP Grant Consultant	07/01/20 07/08/20	7/23/2020		No Responses
20-21-1009	Printing Projects	07/08/20 07/15/20	7/23/2020	August	8/25/2020
20-21-1010	Fire Training Vehicle Prop with Trailer	07/22/20 07/29/20	8/6/2020	September	9/22/2020
20-21-1011	Mobile Air Trailer	07/22/20 07/29/20	8/6/2020	September	9/22/2020
20-21-1012	Computer Lab Management Software	08/05/20 08/12/20	9/4/2020	November	11/24/2020
20-21-1013	Rebid - HEP Grant Consultant	08/05/20 08/12/20	9/4/2020		No Responses
20-21-1014	Beverage Products	08/12/20 08/19/20	9/1/2020	September	9/22/2020
20-21-1015	Financial Advisor and Continuing Disclosure Services	08/12/20 08/19/20	9/3/2020	October	Reject 10/27/2020
20-21-1016	Graduation Caps and Gowns	08/19/20 08/26/20	9/3/2020	October	10/27/2020

SOUTH TEXAS COLLEGE
SUMMARY OF SOLICITATIONS
FY 2020 - 2021

BID NUMBER	ITEM	ADVERTISING DATE	OPENING DATE	PROJECTED BOARD MONTH	AWARD DATE
20-21-1017	Rebid - Nursing and Allied Health Original Bldg A Analog to Digital Audio Visual Upgrade Phase I	09/30/20 10/07/20	10/15/2020	November	11/24/2020
20-21-1018	Pecan Campus Bldg G Physical Science Classroom Conversion	01/13/21 01/20/21	2/4/2021	March	3/30/2021
20-21-1019	Medium Duty Truck	11/04/20 11/11/20	11/19/2020	December	12/15/2020
20-21-1020	Statement of Qualifications for Structural Engineering Services - Nursing and Allied Health Campus East Building A Exterior Stairs Repair and Replacement	11/09/20 11/16/20	11/25/2020	January	1/26/2021
20-21-1021	Statement of Qualifications for Mechanical, Electrical, and Plumbing Engineering Services - Regional Center for Public Safety Excellence Additional Chiller Installation	11/09/20 11/16/20	11/25/2020	January	1/26/2021
20-21-1022	Rebid - HEP Grant Consultant	11/04/20 11/11/20	12/4/2020	January	1/26/2021
20-21-1023	Signs, Banners, and Related Products	11/04/20 11/11/20	11/19/2020	December	12/15/2020
20-21-1024	District Wide Deferred Maintenance of District Wide Roofs (Contractor)	01/27/21 2/03/21	2/18/2021	May	5/4/2021
20-21-1025	Statement of Qualifications for Financial Advisor and Continuing Disclosure Services	12/02/20 12/09/20	12/16/2020	February	2/23/2021
20-21-1026	Request for Qualifications - Legal Services	02/03/21 02/10/21	2/24/2021	May	5/17/2021
20-21-1027	Marketing Services for Career and Technology Education Programs	01/20/21 01/27/21	2/4/2021	March	3/30/2021
20-21-1028	Internet Services for South Texas College Sites	02/03/21 02/10/21	2/24/2021	April	4/27/2021
20-21-1029	Pecan Plaza Kinesiology Renovation Phase I (Contractor)	02/03/21 02/10/21	2/24/2021	March	3/30/2021
20-21-1030	Vehicle Maintenance and Repair Services	02/10/21 02/17/21	3/10/2021	April	4/27/2021
20-21-1031	Audio Visual Equipment for Special Events	02/24/21 03/03/21	3/11/2021	April	4/27/2021

SOUTH TEXAS COLLEGE
SUMMARY OF SOLICITATIONS
FY 2020 - 2021

BID NUMBER	ITEM	ADVERTISING DATE	OPENING DATE	PROJECTED BOARD MONTH	AWARD DATE
20-21-1032	Accounts Payable Automation System	03/24/21 03/31/21	4/14/2021	June	6/22/2021
20-21-1033	Medical Office Skills Training	03/24/21 03/31/21	4/15/2021	May	5/25/2021
20-21-1034	Small Business Skills Training	03/24/21 03/31/21	4/15/2021	May	5/25/2021
20-21-1035	Audio Visual Equipment for Classroom Upgrades	03/24/21 03/31/21	4/13/2021	May	5/25/2021
20-21-1036	Audio Visual Equipment for Classroom Upgrades Phase II	03/24/21 03/31/21	4/13/2021	May	5/25/2021
20-21-1037	Audio Visual Equipment - Digital Signage, Parts, and Supplies	03/24/21 03/31/21	4/14/2021	May	5/25/2021
20-21-1038	Dual User Virtual Reality Welding Training Simulator	03/17/21 03/24/21	4/6/2021	April	4/27/2021
20-21-1039	Mail Services	04/07/21 04/14/21	4/22/2021	June	6/22/2021
20-21-1040	DHSI Grant Consultant	04/14/21 04/21/21	4/29/2021	June	6/22/2021
20-21-1041	Nursing and Allied Health Equipment and Supplies	04/07/21 04/14/21	4/22/2021	June	6/22/2021
20-21-1042	District Wide Automatic Doors Phase IV	05/19/21 05/26/21	6/2/2021	July	7/27/2021
20-21-1043	Regional Center for Public Safety Excellence Site Drainage Improvements	06/16/21 06/23/21	6/30/2021	July	7/27/2021
20-21-1044	Pecan Campus Bldg M Generator Replacement	05/26/21 06/02/21	6/9/2021	July	7/27/2021
20-21-1045	Dual User Virtual Reality Welding Training Simulator II	04/11/21 04/18/21	4/26/2021	April	4/27/2021
20-21-1046	Bond Counsel Services	04/14/21 04/21/21	4/30/2021	July	7/27/2021
20-21-1047	Science Laboratory Supplies	05/05/21 05/12/21	5/20/2021	June	6/22/2021

SOUTH TEXAS COLLEGE
SUMMARY OF SOLICITATIONS
FY 2020 - 2021

BID NUMBER	ITEM	ADVERTISING DATE	OPENING DATE	PROJECTED BOARD MONTH	AWARD DATE
20-21-1048	Pest Control Services	05/05/21 05/12/21	5/20/2021	June	6/22/2021
20-21-1049	Security Cameras	05/05/21 05/12/21	5/20/2021	June	6/22/2021
20-21-1050	Custodial Supplies	05/26/21 06/02/21	6/10/2021	July	7/27/2021
20-21-1051	Request for Qualifications - Architectural Services (RCPSE)	05/19/21 05/26/21	6/2/2021	July	7/27/2021
20-21-1052	Student Insurances	05/19/21 05/26/21	6/11/2021	July	7/27/2021
20-21-1053	Request for Qualifications for Engineering Services - Geotechnical and Materials Testing	06/02/21 06/09/21	6/15/2021	July	7/27/2021
20-21-1054	Regional Center for Public Safety Excellence Chiller Installation (Contractor)	06/16/21 06/23/21	7/1/2021	August	

Updated 8/13/21

14

Summary of Purchase Orders

SOUTH TEXAS COLLEGE
SUMMARY OF PURCHASE ORDERS NOT REQUIRING BOARD APPROVAL
AT $10,000 AND BELOW $50,000
JULY 1, 2021 THROUGH JULY 31, 2021

#	PO#	Type	Vendor	PO Date	Description	PO Total	City/State	Financial Manager/Department
1	P0126165	SS	ProQuest LLC	7/27/21	Academic Video Online/RefWorks Institutional - Subscriptions	$ 16,164.00	Ann Arbor, MI	Lisa Walters - Library Acquisition
The purchase of two (2) database subscriptions for online books and videos is necessary to support our academic programs and better serve our students, faculty, staff, and community patrons. Period: 8/1/21- 7/31/22 --This vendor has been used in the past for this type of purchase.								
2	P0126078	RFQ	Diaz Floors & Interiors Inc	7/15/21	Mid Valley Campus Bldg C Flooring Replacement	$ 17,330.00	Pharr, TX	Maria Elizondo/Rick De La Garza- Renewals and Replacements
The Mid Valley Campus Bldg C Kinesiology and Recreational Center - Weight Room required the replacement of the rubber floor mat. This purchase included the removal and disposal of the old flooring and purchase and installation of the new flooring. -- This vendor has been used in the past for this type of purchase.								
3	P0126036	RFQ	Terrabella Environmental Services Inc	7/9/21	Cleaning Services for Acid Neutralization Tanks	$ 19,050.00	Leming, TX	George McCaleb - Environmental
The cleaning services are necessary at the Pecan and Starr County campuses. This acid neutralization process is necessary to prevent contamination of labs or buildings. These tanks are attached to the sewer lines and serve to neutralize any acids prior to discharging into the sewer system. --This vendor has been used in the past for this type of purchase.								
4	P0126120	BB	Fastsigns	7/20/21	Printing and Installation of Four (4) Vinyl Wall Wraps	$ 21,237.09	McAllen, TX	Samantha Uriegas/Sara Lozano - Carl Perkins Grant Compliance
The wall wraps will be installed at the Technology Campus Bldg A hallways outside the virtual reality lab and will feature various technical programs including students and faculty. They will promote technical programs during public tours and encourage prospective students and visitors to enroll at South Texas College. --This vendor has been used in the past for this type of purchase.								
5	P0126198	BB	SOARD Solutions LLC	7/30/21	32-Hour FAA Drone Trainings	$ 25,000.00	McAllen, TX	Samantha Uriegas/Sara Lozano - Carl Perkins Grant Compliance
The two (2) hardware and software training sessions held on August 2-6 (Group 1) and August 9-13 (Group 2) were provided to STC faculty and staff in order to be prepared for student instruction, repairs, and software upgrades. They will gain a better understanding on the functions and maintenance of a drone. It included ten (10) employees per session from the Information Technology, Welding, Construction Supervisor, and Architectural Design programs, Fire and Police Academies, Central for Learning Excellence, and Educational Technologies. --This vendor has not been used in the past for this type of purchase. (New)								
6	P0126054	SS	United States Postal Service	7/13/21	Postage for Bulk Mail/Permit Mailouts	$ 25,000.00	Chicago, IL	Becky Cavazos - Postage/Purchasing Department
The purchase of postage is necessary for the bulk mail account that is used for outgoing mail. This amount will cover the 114,000 English and Spanish postcards sent to inform the community of a free semester this Fall 2021. Postcards were mailed to prospect students in Hidalgo and Starr county. --This vendor has been used in the past for this type of purchase.								
7	P0126044	DIR	EMC Corporation	7/12/21	Annual Renewal of Maintenance and Support for Dell Hardware and Software	$ 41,104.86	Hopkinton, MA	Lucio Gonzalez - Systems and Networking
These servers host the data backup environment for Banner Finance, Banner Human Resources, Banner Human Resources, and all 3rd party hosted applications. It is necessary to renew the hardware and software maintenance and support for these systems that support the day to day operation of the College. Period: 5/1/21 - 8/31/22 --This vendor has been used in the past for this type of purchase.								
8	P0126093	SS	Respondus Inc	7/16/21	Annual Renewal RespondusLockDown Browser/Monitor	$ 42,255.00	Redmond, WA	Myriam Lopez - HEERF Institutional Award / Rachel Sale - Distance Education
This software solution locks down testing environments for online courses. It prevents cheating while testing by blocking computer access to external programs and online services. Period: 8/1/21 - 7/31/22 --This vendor has been used in the past for this type of purchase.								

On June 28, 2016 the Board of Trustees approved revisions to Policy 5210: Purchasing. A report was requested by the Board of Trustees for the purchase orders, not requiring Board approval in the range of $10,000 and below $50,000 for their reference.

SOUTH TEXAS
COLLEGE