Financial Reports

For December 31, 2020

Board of Trustees
Board Meeting
January 26, 2021

SOUTH TEXAS COLLEGE

CHECKS AND FINANCIAL REPORTS
As of December 31, 2020

TABLE OF CONTENTS

1) Release of Checks for $25,000.00 - $125,000.00
Released Prior to Board Approval for December 2020.

2) Release of Checks for $125,000.00 and Above
Board of Trustees Approval Required for December 2020.

3) Release of Checks for $125,000.00 and Above
Released Prior to Board Approval for December 2020.

4) Release of Construction Fund Checks for December 2020.

5) Quarterly Investment Report and Money Market Accounts for December 2020.

6) Summary of Revenues for December 2020.

7) Summary of State Appropriations Revenue for December 2020.

8) Summary of Property Tax Revenue for December 2020.

9) Summary of Expenditures by Classification for December 2020.

10) Summary of Expenditures by Function for December 2020.

11) Summary of Auxiliary Fund Revenues and Expenditures for December 2020.

12) Summary of Grant Revenues and Expenditures for December 2020.

13) Summary of Bid Solicitations.

14) Summary of Purchase Orders.

Check Register for December 2020 SEPARTE COVER

1

Release of Checks For $25,000.00 - $125,000.00 Released Prior to Board Approval.

Release of Checks: Checks for $25,000 - $125,000
Released Prior To Board Approval
Approved by STC President and Vice President - FAS
As Authorized By Policy No. 5610
Period of December 01, 2020 to December 31, 2020

Check Date	Check No.	Vendor Name/Description	Amount
12/15/2020	!0017573	Oracle America Inc Quarterly payment of database maintenance and support 09/01/20-08/31/21	120,866.07
12/16/2020	!0017581	Linebarger Goggan Blair & Sampson LLP Delinquent tax attorney fees November 2020	42,127.02
12/3/2020	01155022	Ellucian Company LP Quarterly payment to maintain advantage plus support upgrade for the period of 09/01/20-08/31/21. This is 24/7 support that protects against after-hour breakdowns, faster response time, and priority case escalation for the information technology department.	29,396.00
12/3/2020	01155039	McAllen Multi Service Mid Valley asphalt resurfacing on the northwest drive	81,530.42
12/10/2020	01155088	Dell Marketing LP Computer supplies and equipment	37,146.16
12/10/2020	01155101	Interact Communications Inc Professional marketing services	66,553.67
12/10/2020	01155138	Technical Laboratory Systems Inc Teaching equipment, supplies, simulators, and software for the institute of advanced manufacturing Technology campus	82,750.00
12/10/2020	01155145	TLC Total Lawn Care LLC Lawn care maintenance	45,126.14
12/10/2020	01155151	Webcheckout Purchase of webcheckout software including maintenance and support for the period of 12/01/20-11/30/21	30,200.00
12/15/2020	01155187	Insight Public Sector Inc Annual renewal of Cisco Smartnet software and hardware	106,017.97
12/15/2020	01155188	Interact Communications Inc Professional marketing services	32,500.00
12/15/2020	01155191	Krueger International Inc Furniture replacement for open labs and centers for learning excellence, current furniture is not made of suitable material for cleaning after use	56,066.00
12/16/2020	01155231	Starr County Appraisal District Annual appraisal fee 1st quarter 2021	32,761.20
12/3/2020	17004156	Holchemont Ltd Construction - Renovation of Nursing and Allied Health east building A student services center and Starr campus building G student services center	38,883.50
12/15/2020	17004169	GOERO International LLC Construction - Renovation of Pecan library building F	38,858.43
12/15/2020	17004170	Noble Texas Builders LLC Construction - Drainage improvements for Regional Center for Public Safety Excellence, renovations for multiple areas of Pecan building M, and renovations for Mid Valley cashier and career and employer services in building F.	88,419.94
12/10/2020	31010535	Hurst Review Services Inc Three day live National Council Licensure Examination review for Nursing and Allied Health instructors	53,650.00
12/15/2020	31010564	Elsevier Inc Health Education Systems Incorporated admission assessments for Nursing and Allied Health students	39,468.00

Board of Trustees Chair Approval

Date

2

Release of Checks For $125,000.00 and Above
Board of Trustees Approval Required.

Release of Checks: Checks For $125,000 and Above
Board of Trustees Approval Required
Board Meeting January 26, 2021

Vendor Name/Description	Amount	Financial Manager
None		

South Texas College Board of Trustees Chair Approval

Date

3

Release of Checks For $125,000.00 and Above Released Prior to Board Approval.

Release of Checks: Checks for $125,000 and Above
Released Prior To Board Approval
As Authorized By Policy No. 5610
Period of December 01, 2020 to December 31, 2020

Check Date	Check No.	Vendor Name/Description	Amount
12/14/2020	!0017556	TSA Consulting Group Inc Payroll liabilities	172,132.04
12/15/2020	01155168	Cavallo Energy Texas LLC Utilities - Electricity	203,801.40

South Texas College Board of Trustees Chair Approval

Date

4

Release of Construction Fund Checks.

Release of Construction Fund Checks: Checks For $125,000 and Above
Board of Trustees Approval Required
Board Meeting January 26, 2021

Vendor Name/Description	Check Amount	Financial Manager
NONE		

1-14-2021

Dir. of Facilities Planning & Construction — Date

1-21-21

Vice President for Finance & Administrative Services — Date

South Texas College Board of Trustees Chair Approval — Date

5

Quarterly Investment Report and Money Market Accounts.

Investment Report
Fiscal Year 2020-2021
For the Three Months Ending December 31, 2020 - Unaudited

Investment Position of the Entity as of December 31, 2020

Investment Type / Investment Provider	Rating	Fund	Account No.	Maturity Date	Term	Interest Rate **	Beginning Market Value October 1, 2020	Principal Additions & (Deductions)	Interest Earned	Ending Market Value December 31, 2020
Certificate of Deposit										
BBVA		Endowment - A. De Los Santos	6788211277	08/31/21	12 months	0.2500%	$ 15,103.95	$ -	$ 9.50	$ 15,113.45
BBVA		Endowment - Futuro Brillante	6721402310	08/31/21	12 months	0.2500%	200,158.40	-	126.14	200,284.54
BBVA		Endowment - Glen & Rita Roney	6721403899	08/31/21	12 months	0.2500%	116,738.13	-	73.57	116,811.70
BBVA		Unrestricted - Operating #55	6771342823	03/02/21	21 months	2.6600%	5,189,499.23	-	34,871.20	5,224,370.43
BBVA		Unrestricted - Operating #56	6771342505	04/02/21	22 months	2.6500%	5,188,774.32	-	34,734.97	5,223,509.29
BBVA		Unrestricted - Operating #57	6771342211	05/03/21	23 months	2.6400%	5,188,049.45	-	34,598.77	5,222,648.22
BBVA		Unrestricted - Operating #59	6774353176	06/02/21	22 months	2.0900%	5,130,096.62	-	27,070.55	5,157,167.17
BBVA		Unrestricted - Operating #60	6774348075	07/02/21	23 months	2.0700%	3,077,103.85	-	16,082.67	3,093,186.52
BBVA		Unrestricted - Operating LT CD 5218	6788425218	04/15/22	19 months	0.2500%	4,000,575.34	-	2,521.45	4,003,096.79
BBVA		Unrestricted - Operating LT CD 7059	6788427059	05/16/22	20 months	0.2500%	4,000,575.34	-	2,521.45	4,003,096.79
BBVA		Unrestricted - Operating LT CD 7539	6788427539	06/15/22	21 months	0.2500%	4,000,575.34	-	2,521.45	4,003,096.79
BTH Bank		Construction - Operating #6	8124956	03/02/21	24 months	2.7600%	5,221,144.51	-	36,406.50	5,257,551.01
East West Bank		Unrestricted - Operating #44	172051044	10/01/20	24 months	3.0600%	10,612,388.47	(10,612,388.47)	-	-
East West Bank		Unrestricted - Operating #51	172536742	11/02/20	22 months	2.7250%	10,459,673.36	(10,484,690.87)	25,017.51	-
East West Bank		Unrestricted - Operating LT CD 3742	172983742	08/02/21	22 months	1.8000%	10,180,621.22	-	46,293.16	10,226,914.38
East West Bank		Unrestricted - Operating LT CD 5211	172795211	09/02/21	23 months	1.7900%	10,179,608.74	-	46,030.80	10,225,639.54
East West Bank		Unrestricted - Operating LT CD 2158	172982158	10/04/21	24 months	1.7800%	3,053,578.91	-	13,730.54	3,067,309.45
East West Bank		Unrestricted - Operating LT CD 1013	172681013	11/01/21	21 months	1.6400%	10,114,777.14	-	41,897.03	10,156,674.17
East West Bank		Unrestricted - Operating LT CD 9363	172879363	03/01/21	13 months	1.6900%	5,565,063.39	-	23,755.67	5,588,819.06
East West Bank		Construction - Operating LT CD 2683	172652683	10/04/21	24 months	1.7800%	3,053,578.91	-	13,730.54	3,067,309.45
East West Bank		Construction - Operating ST CD 9605	172839605	03/11/21	6 months	0.2700%	750,110.97	-	510.66	750,621.63
East West Bank		Unrestricted - Operating LT CD 1605	172571605	05/03/21	14 months	1.5300%	5,550,256.06	-	21,445.09	5,571,701.15
East West Bank		Unrestricted - Operating LT CD 7597	172007597	10/01/21	19 months	1.4800%	8,070,700.31	-	30,162.61	8,100,862.92
East West Bank		Unrestricted - Operating LT CD 8657	172518657	07/01/21	16 months	1.5300%	8,073,099.73	-	31,192.86	8,104,292.59
East West Bank		Unrestricted - Operating ST CD 6613	172066613	03/15/21	8 months	0.3900%	2,501,870.55	-	2,460.56	2,504,331.11
East West Bank		Unrestricted - Operating ST CD 4551	172404551	04/15/21	9 months	0.3900%	2,501,870.55	-	2,460.56	2,504,331.11
East West Bank		Unrestricted - Operating ST CD 8243	172258243	05/14/21	10 months	0.3900%	3,002,244.66	-	2,952.67	3,005,197.33
East West Bank		Interest & Sinking - ST CD 1438	172501438	01/29/21	5 months	0.2700%	3,000,443.87	-	2,042.64	3,002,486.51
East West Bank		Interest & Sinking - ST CD 2077	172542077	08/02/21	11 months	0.2800%	9,001,380.92	-	6,354.94	9,007,735.86
East West Bank		Construction - Operating ST CD 4340	172884340	04/20/21	6 months	0.2700%	-	4,000,000.00	2,160.59	4,002,160.59
Bank OZK		Unrestricted - Operating ST CD 1841	6901721841	04/01/21	10 months	0.6010%	5,011,517.52	-	7,587.32	5,019,104.84
Bank OZK		Unrestricted - Operating LT CD 1844	6901721844	06/01/21	12 months	0.6010%	5,011,517.52	-	7,587.32	5,019,104.84
Bank OZK		Unrestricted - Operating LT CD 1853	6901721853	03/01/22	21 months	0.6810%	8,020,887.68	-	13,762.60	8,034,650.28
Bank OZK		Unrestricted - Operating LT CD 7152	6901777152	06/15/22	21 months	0.3400%	5,000,931.51	-	4,287.01	5,005,218.52
Bank OZK		Unrestricted - Operating LT CD 7149	6901777149	05/18/22	20 months	0.3300%	5,000,904.11	-	4,160.85	5,005,064.96
Bank OZK		Unrestricted - Operating LT CD 7146	6901777146	04/19/22	19 months	0.3200%	5,000,876.71	-	4,034.70	5,004,911.41
Bank OZK		Construction - Operating LT CD 7044	6901777044	09/15/21	12 months	0.3000%	2,760,567.74	-	2,090.33	2,762,658.07

Investment Position of the Entity as of December 31, 2020

Investment Type / Investment Provider	Rating	Fund	Account No.	Maturity Date	Term	Interest Rate **	Beginning Market Value October 1, 2020	Principal Additions & (Deductions)	Interest Earned	Ending Market Value December 31, 2020
Certificate of Deposit										
Bank OZK		Unrestricted - Operating ST CD 7934	6901787934	07/15/22	21 months	0.2800%	-	3,000,000.00	1,659.83	3,001,659.83
Bank OZK		Unrestricted - Operating LT CD 7943	6901787943	08/15/22	22 months	0.2800%	-	3,000,000.00	1,659.83	3,001,659.83
Bank OZK		Unrestricted - Operating LT CD 7946	6901787946	09/15/22	23 months	0.2800%	-	4,000,000.00	2,213.10	4,002,213.10
Texas Regional Bank		Unrestricted - Operating LT CD 1646	321646	06/15/22	21 months	0.5000%	1,000,273.97	-	1,260.58	1,001,534.55
Texas Regional Bank		Unrestricted - Operating LT CD 1638	321638	05/16/22	20 months	0.4500%	1,000,246.58	-	1,134.48	1,001,381.06
Texas Regional Bank		Unrestricted - Operating LT CD 1620	321620	04/15/22	19 months	0.4500%	1,000,246.58	-	1,134.48	1,001,381.06
Texas Regional Bank		Construction - Operating LT CD 1612	321612	09/15/21	12 months	0.4000%	1,000,219.18	-	1,008.42	1,001,227.60
Texas Regional Bank		Interest & Sinking - ST CD 1604	321604	07/30/21	11 months	0.3800%	1,000,208.22	-	958.02	1,001,166.24
Allegiance Bank		Unrestricted - Operating LT CD 6277	5000026277	10/14/22	24 months	0.3000%	-	2,000,000.00	1,183.56	2,001,183.56
Investment Pool										
TexPool*	AAAm	Interest & Sinking	7942700002			0.0909%	632,531.65	-	184.46	632,716.11
TexPool*	AAAm	Construction - Operating Transfer	7942700003			0.0909%	10,982,953.08	-	3,204.37	10,986,157.45
Money Market										
NexBank		Unrestricted - Operating #3	1513688			0.4500%	30,248,607.26	-	34,326.30	30,282,933.56
Veritex Bank		Construction - Operating Transfer #2	5501198393			0.1400%	10,551,340.29	-	4,429.28	10,555,769.57
NexBank		Interest & Sinking #2	1514660			0.4500%	1,127,111.15	-	1,278.92	1,128,390.07
Total Investments at December 31, 2020							**$ 241,350,602.99**	**$ (5,097,079.34)**	**$ 602,882.41**	**$ 236,856,406.06**

The difference between the beginning and ending market value is a result of accrued and earned interest and transfers to or from checking bank accounts and investment accounts.

Interest Earned - October 1, 2020 through December 31, 2020

Investment Type / Investment Provider	Rating	Fund	Account No.	Beginning Date	Maturity Date	Interest Rate	Interest Earned (1) October	November	December	Interest Earned For the Period of October 1, 2020 through December 31 2020
Certificate of Deposit										
BBVA		Endowment - A. De Los Santos	6788211277	09/01/20	08/31/21	0.2500%	$ 3.20	$ 3.10	$ 3.20	$ 9.50
BBVA		Endowment - Futuro Brillante	6721402310	09/01/20	08/31/21	0.2500%	42.49	41.13	42.52	126.14
BBVA		Endowment - Glen & Rita Roney	6721403899	09/01/20	08/31/21	0.2500%	24.79	23.99	24.79	73.57
BBVA		Unrestricted - Operating #55	6771342823	05/09/19	03/02/21	2.6600%	11,724.05	11,371.01	11,776.14	34,871.20
BBVA		Unrestricted - Operating #56	6771342505	05/09/19	04/02/21	2.6500%	11,678.34	11,326.59	11,730.04	34,734.97
BBVA		Unrestricted - Operating #57	6771342211	05/09/19	05/03/21	2.6400%	11,632.65	11,282.18	11,683.94	34,598.77
BBVA		Unrestricted - Operating #59	6774353176	07/11/19	06/02/21	2.0900%	9,105.74	8,827.29	9,137.52	27,070.55
BBVA		Unrestricted - Operating #60	6774348075	07/11/19	07/02/21	2.0700%	5,409.83	5,244.31	5,428.53	16,082.67
BBVA		Unrestricted - Operating LT CD 5218	6788425218	09/10/20	04/15/22	0.2500%	849.44	822.21	849.80	2,521.45
BBVA		Unrestricted - Operating LT CD 7059	6788427059	09/10/20	05/16/22	0.2500%	849.44	822.21	849.80	2,521.45
BBVA		Unrestricted - Operating LT CD 7539	6788427539	09/10/20	06/15/22	0.2500%	849.44	822.21	849.80	2,521.45
BTH Bank		Construction - Operating #6	8124956	03/08/19	3/2/2021	2.7600%	12,239.15	11,871.69	12,295.66	36,406.50
East West Bank		Unrestricted - Operating #44	172051044	10/23/18	10/01/20	3.0600%	-	-	-	-
East West Bank		Unrestricted - Operating #51	172536742	02/07/19	11/02/20	2.7250%	24,234.82	782.69	-	25,017.51
East West Bank		Unrestricted - Operating LT CD 3742	172983742	10/04/19	08/02/21	1.8000%	15,575.33	15,095.58	15,622.25	46,293.16
East West Bank		Unrestricted - Operating LT CD 5211	172795211	10/04/19	09/02/21	1.7900%	15,487.18	15,010.03	15,533.59	46,030.80
East West Bank		Unrestricted - Operating LT CD 2158	172982158	10/04/19	10/04/21	1.7800%	4,619.71	4,477.35	4,633.48	13,730.54
East West Bank		Unrestricted - Operating LT CD 1013	172681013	01/21/20	11/01/21	1.6400%	14,098.13	13,662.07	14,136.83	41,897.03
East West Bank		Unrestricted - Operating LT CD 9363	172879363	01/21/20	03/01/21	1.6900%	7,993.33	7,746.41	8,015.93	23,755.67
East West Bank		Construction - Operating LT CD 2683	172652683	10/04/19	10/04/21	1.7800%	4,619.71	4,477.35	4,633.48	13,730.54
East West Bank		Construction - Operating ST CD 9605	172839605	09/11/20	03/11/21	0.2700%	172.03	166.52	172.11	510.66
East West Bank		Unrestricted - Operating LT CD 1605	172571605	02/27/20	05/03/21	1.5300%	7,216.83	6,992.96	7,235.30	21,445.09
East West Bank		Unrestricted - Operating LT CD 7597	172007597	02/27/20	10/01/21	1.4800%	10,150.92	9,835.63	10,176.06	30,162.61
East West Bank		Unrestricted - Operating LT CD 8657	172518657	02/27/20	07/01/21	1.5300%	10,497.20	10,171.58	10,524.08	31,192.86
East West Bank		Unrestricted - Operating ST CD 6613	172066613	07/23/20	03/15/21	0.3900%	828.83	802.36	829.37	2,460.56
East West Bank		Unrestricted - Operating ST CD 4551	172404551	07/23/20	04/15/21	0.3900%	828.83	802.36	829.37	2,460.56
East West Bank		Unrestricted - Operating ST CD 8243	172258243	07/23/20	05/14/21	0.3900%	994.59	962.83	995.25	2,952.67
East West Bank		Interest & Sinking - ST CD 1438	172501438	09/11/20	01/29/21	0.2700%	688.13	666.08	688.43	2,042.64
East West Bank		Interest & Sinking - ST CD 2077	172542077	09/11/20	08/02/21	0.2800%	2,140.84	2,072.26	2,141.84	6,354.94
East West Bank		Construction - Operating ST CD 4340	172884340	10/20/20	04/20/21	0.2700%	355.08	887.85	917.66	2,160.59
Bank OZK		Unrestricted - Operating ST CD 1841	6901721841	05/14/20	04/01/21	0.6010%	2,553.88	2,472.73	2,560.71	7,587.32
Bank OZK		Unrestricted - Operating LT CD 1844	6901721844	05/14/20	06/01/21	0.6010%	2,553.88	2,472.73	2,560.71	7,587.32
Bank OZK		Unrestricted - Operating LT CD 1853	6901721853	05/14/20	03/01/22	0.6810%	4,632.47	4,485.56	4,644.57	13,762.60
Bank OZK		Unrestricted - Operating LT CD 7152	6901777152	09/11/20	06/15/22	0.3400%	1,444.12	1,397.94	1,444.95	4,287.01
Bank OZK		Unrestricted - Operating LT CD 7149	6901777149	09/11/20	05/18/22	0.3300%	1,401.64	1,356.80	1,402.41	4,160.85
Bank OZK		Unrestricted - Operating LT CD 7146	6901777146	09/11/20	04/19/22	0.3200%	1,359.16	1,315.66	1,359.88	4,034.70
Bank OZK		Construction - Operating LT CD 7044	6901777044	09/11/20	09/15/21	0.3000%	703.38	680.86	706.09	2,090.33

Interest Earned - October 1, 2020 through December 31, 2020

Investment Type / Investment Provider	Rating	Fund	Account No.	Beginning Date	Maturity Date	Rate	Interest October	Interest November	Interest December	Interest Earned For the Period of October 1, 2020 through December 31, 2020
Certificate of Deposit										
Bank OZK		Unrestricted - Operating ST CD 7934	6901787934	10/21/20	07/15/22	0.2800%	253.15	690.47	716.21	1,659.83
Bank OZK		Unrestricted - Operating LT CD 7943	6901787943	10/21/20	08/15/22	0.2800%	253.15	690.47	716.21	1,659.83
Bank OZK		Unrestricted - Operating LT CD 7946	6901787946	10/21/20	09/15/22	0.2800%	337.53	920.62	954.95	2,213.10
Texas Regional Bank		Unrestricted - Operating LT CD 1646	321646	09/11/20	06/15/22	0.5000%	424.66	410.96	424.96	1,260.58
Texas Regional Bank		Unrestricted - Operating LT CD 1638	321638	09/11/20	05/16/22	0.4500%	382.19	369.86	382.43	1,134.48
Texas Regional Bank		Unrestricted - Operating LT CD 1620	321620	09/11/20	04/15/22	0.4500%	382.19	369.86	382.43	1,134.48
Texas Regional Bank		Construction - Operating LT CD 1612	321612	09/11/20	09/15/21	0.4000%	339.73	328.76	339.93	1,008.42
Texas Regional Bank		Interest & Sinking - ST CD 1604	321604	09/11/20	07/30/21	0.3800%	322.74	312.33	322.95	958.02
Allegiance Bank		Unrestricted - Operating LT CD 6277	5000026277	10/21/20	10/14/22	0.3000%	180.82	493.15	509.59	1,183.56
Investment Pool										
TexPool (2)	AAAm	Interest & Sinking	7942700002			0.0909%	71.66	63.97	48.83	184.46
TexPool (2)	AAAm	Construction - Operating Transfer	7942700003			0.0909%	1,244.87	1,111.38	848.12	3,204.37
Money Market										
NexBank		Unrestricted - Operating #3	1513688			0.4500%	11,562.09	11,193.50	11,570.71	34,326.30
Veritex Bank		Construction - Operating Transfer #2	5501198393			0.1400%	1,613.05	1,561.26	1,254.97	4,429.28
NexBank		Interest & Sinking #2	1514660			0.4500%	430.78	417.03	431.11	1,278.92
Total Interest Earned - October 1, 2020 through December 31, 2020							**$ 217,357.19**	**$ 190,185.73**	**$ 195,339.49**	**$ 602,882.41**

(1) Includes Accrued Interest (2) Average Monthly Rate for TexPool

BBVA - The depository funds are collateralized by the following:

Irrevocable Standby Letter of Credit Number: 153391 - Expires at 5:00 p.m. Eastern Time, on April 22, 2021		
Federal Home Loan Bank of Atlanta at 1475 Peachtree Street N. E., Atlanta, Georgia 30309	$	100,000,000.00
FDIC - Checking Accounts		250,000.00
FDIC - Certificate of Deposits		250,000.00
Total Collateral as of December 31, 2020	**$**	**100,500,000.00**
Checking Accounts	$	56,171,814.79
Certificates of Deposit		36,262,381.69
Total BBVA Account Balances	$	92,434,196.48
100% Collateral Required	$	92,434,196.48

Bank OZK - The depository funds are collateralized by the following:

Irrevocable Standby Letter of Credit Number: 10004782 - Expires on April 5, 2021		
Federal Home Loan Bank of Dallas at 8500 Freeport Parkway South, Suite 100, Irving, Texas 75063-2547		5,050,000.00
Irrevocable Standby Letter of Credit Number: 10004783 - Expires on June 3, 2021		
Federal Home Loan Bank of Dallas at 8500 Freeport Parkway South, Suite 100, Irving, Texas 75063-2547		5,050,000.00
Irrevocable Standby Letter of Credit Number: 10004784 - Expires on March 3, 2022		
Federal Home Loan Bank of Dallas at 8500 Freeport Parkway South, Suite 100, Irving, Texas 75063-2547		8,150,000.00
Irrevocable Standby Letter of Credit Number: 10006049 - Expires on September 17, 2021		
Federal Home Loan Bank of Dallas at 8500 Freeport Parkway South, Suite 100, Irving, Texas 75063-2547		2,775,000.00
Irrevocable Standby Letter of Credit Number: 10006050 - Expires on April 19, 2022		
Federal Home Loan Bank of Dallas at 8500 Freeport Parkway South, Suite 100, Irving, Texas 75063-2547		5,030,000.00
Irrevocable Standby Letter of Credit Number: 10006051 - Expires on May 18, 2022		
Federal Home Loan Bank of Dallas at 8500 Freeport Parkway South, Suite 100, Irving, Texas 75063-2547		5,035,000.00
Irrevocable Standby Letter of Credit Number: 10006052 - Expires on June 17, 2022		
Federal Home Loan Bank of Dallas at 8500 Freeport Parkway South, Suite 100, Irving, Texas 75063-2547		5,040,000.00
Irrevocable Standby Letter of Credit Number: 10006342 - Expires on July 18, 2022		
Federal Home Loan Bank of Dallas at 8500 Freeport Parkway South, Suite 100, Irving, Texas 75063-2547		3,010,000.00
Irrevocable Standby Letter of Credit Number: 10006343 - Expires on August 17, 2022		
Federal Home Loan Bank of Dallas at 8500 Freeport Parkway South, Suite 100, Irving, Texas 75063-2547		3,010,000.00
Irrevocable Standby Letter of Credit Number: 10006344 - Expires on September 19, 2022		
Federal Home Loan Bank of Dallas at 8500 Freeport Parkway South, Suite 100, Irving, Texas 75063-2547		4,015,000.00
	$	**46,165,000.00**
FDIC - Certificate of Deposits		250,000.00
Total Collateral as of December 31, 2020	**$**	**46,415,000.00**
Total Bank OZK Account Balances	$	45,856,245.68
100% Collateral Required	$	45,856,245.68

East West Bank - The depository funds are collateralized by the following:

Irrevocable Letter of Credit Number: 2018-712 - Amendment 13. Expires on November 5, 2021		
Federal Home Loan Bank of San Francisco at 600 California Street, Suite 300, San Francisco, CA 94108		89,288,000.00
	$	**89,288,000.00**
FDIC - Certificate of Deposits		250,000.00
Total Collateral as of December 31, 2020	**$**	**89,538,000.00**
Total East West Bank Account Balances	$	88,886,386.85
100% Collateral Required	$	88,886,386.85

Texas Regional Bank - The depository funds are collateralized by the following:

Custodial Letter of Credit Number: 20000780-6. Expires on June 10, 2021		
Federal Home Loan Bank of Dallas at 8500 Freeport Parkway South, Suite 600, Irving, Texas 75063-2547		5,000,000.00
	$	**5,000,000.00**
FDIC - Certificate of Deposits		250,000.00
Total Collateral as of December 31, 2020	**$**	**5,250,000.00**
Texas Regional Bank Account Balances	$	5,006,690.51
100% Collateral Required	$	5,006,690.51

Allegiance Bank - The depository funds are collateralized by the following:

Irrevocable Standby Letter of Credit Number: 10006290 - Expires on October 21, 2022		
Federal Home Loan Bank of Dallas at 8500 Freeport Parkway South, Suite 100, Irving, Texas 75063-2547		1,800,000.00
		$ 1,800,000.00
FDIC - Certificate of Deposits		250,000.00
Total Collateral as of December 31, 2020		**$ 2,050,000.00**
	Allegiance Bank Account Balances	$ 2,001,183.56
	100% Collateral Required	$ 2,001,183.56

Veritex Bank - The depository funds are collateralized by the following:

Irrevocable Standby Letter of Credit Number: 4854000131 - Amendment 2. Expires on March 15, 2021		
Federal Home Loan Bank of Dallas at 8500 Freeport Parkway South, Suite 100, Irving, Texas 75063-2547		4,183,782.00
Irrevocable Standby Letter of Credit Number: 4854000131 - Amendment 2. Expires on March 15, 2021		
Federal Home Loan Bank of Dallas at 8500 Freeport Parkway South, Suite 100, Irving, Texas 75063-2547		3,835,000.00
Irrevocable Standby Letter of Credit Number: 1463001173 - Amendment 3. Expires on May 4, 2021		
Federal Home Loan Bank of Dallas at 8500 Freeport Parkway South, Suite 100, Irving, Texas 75063-2547		2,400,000.00
		$ 10,418,782.00
FDIC - Money Market		250,000.00
Total Collateral as of December 31, 2020		**$ 10,668,782.00**
	Total Veritex Bank Account Balances	$ 10,555,769.57
	100% Collateral Required	$ 10,555,769.57

NexBank - The depository funds are 100% FDIC Insured, through a spread program:

FDIC - Money Market Insured Cash Sweep		31,411,323.63
FDIC Insured as of December 31, 2020		**$ 31,411,323.63**
	Total NexBank Account Balances	$ 31,411,323.63
	FDIC Insurance Required	$ 31,411,323.63

BTH Bank - The depository funds are collateralized by the following:

Security Type	Cusip No.	Maturity Date	Coupon Rate	Face	Par	Book Value December 31, 2020	Market Value December 31, 2020
Silverton ISD-Bldg TX 28	828505DD6	2/15/2028	4.000%	375,000.00	375,000.00	418,682.70	433,110.00
Orange Cnty TX TX 28	684643HS1	3/1/2028	2.250%	435,000.00	435,000.00	445,688.96	466,219.95
Copperas Cove TX 28	217597WJ8	8/15/2028	2.250%	270,000.00	270,000.00	272,271.22	274,511.70
Ingleside ISD TX 28	457056JG5	8/15/2028	4.000%	430,000.00	430,000.00	477,821.28	496,860.70
Portland Util-Ref TX 28	736846FW1	9/1/2028	4.000%	300,000.00	300,000.00	305,354.73	306,654.00
Longview ISD-Ref TX 30	543264WR2	2/15/2030	4.000%	1,000,000.00	1,000,000.00	1,075,827.55	1,164,960.00
Lufkin ISD-Ref TX 31	549815ML9	8/15/2031	3.000%	680,000.00	680,000.00	696,472.04	741,499.20
Muenster ISD-B-Ref TX 31	624777GH5	8/15/2031	4.000%	540,000.00	540,000.00	574,924.12	619,093.80
Argyle ISD-B-Bldg TX 34	040319B95	8/15/2034	4.000%	1,000,000.00	1,000,000.00	1,078,129.77	1,183,620.00
Spring ISD-Ref TX 34	8500004V9	8/15/2034	4.000%	1,000,000.00	1,000,000.00	1,064,678.34	1,165,260.00
Boerne ISD-Bldg TX 35	097067LU4	2/1/2035	4.000%	1,000,000.00	1,000,000.00	1,065,521.83	1,171,700.00
Alvin ISD-Ref TX 35	022447E69	2/15/2035	4.000%	1,000,000.00	1,000,000.00	1,047,124.26	1,158,380.00
				$ 8,030,000.00	**$ 8,030,000.00**	**$ 8,522,496.80**	**$ 9,181,869.35**
FDIC - Certificate of Deposits						250,000.00	250,000.00
Total Collateral as of December 31, 2020						**$ 8,772,496.80**	**$ 9,431,869.35**
				Total BTH Bank Account Balances			$ 5,257,551.01
				102% Collateral Required			$ 5,362,702.03

Grand Total - Checking and Investment Account Balance

Checking Accounts		
BBVA Checking	$	56,171,814.79
Investment Accounts		
BBVA		36,262,381.69
Bank OZK		45,856,245.68
East West Bank		88,886,386.85
Texas Regional Bank		5,006,690.51
Allegiance Bank		2,001,183.56
Veritex Bank		10,555,769.57
NexBank		31,411,323.63
BTH Bank		5,257,551.01
TexPool		11,618,873.56
Total Investments		236,856,406.06
Total Portfolio	$	293,028,220.86
less TexPool		(11,618,873.56)
Total Account Balance to be Collateralized	$	281,409,347.30

Grand Total - Checking and Investment Account Collateral

102% (100% LOC) Collateral Required		
BBVA		92,434,196.48
Bank OZK		45,856,245.68
East West Bank		88,886,386.85
Texas Regional Bank		5,006,690.51
Allegiance Bank		2,001,183.56
Veritex Bank		10,555,769.57
NexBank (100% FDIC Insured)		31,411,323.63
BTH Bank		5,362,702.03
Total Collateral Required	$	281,514,498.31
Collateral		
BBVA		100,500,000.00
Bank OZK		46,415,000.00
East West Bank		89,538,000.00
Texas Regional Bank		5,250,000.00
Allegiance Bank		2,050,000.00
Veritex Bank		10,668,782.00
NexBank (100% FDIC Insured)		31,411,323.63
BTH Bank		9,431,869.35
Total Collateral	$	295,264,974.98

The College's investments are in compliance with:

(A) the investment strategy expressed in the College investment policy; and
(B) relevant provisions of Chapter 2256 of the Public Funds Investment Act.

The primary objective of all investments activity is the preservation of capital and the safety of principal in the overall portfolio in accordance with STC's Board approved Investment Policy. The depository bank paid the College the highest rate of interest possible at the time of investment and in accordance with the depository bank contract.

Maria G. Elizondo, Vice President for Finance and Administrative Services — January 26, 2021 Date

Myriam Lopez, Comptroller — January 26, 2021 Date

Paul R. Rodriguez, Board of Trustees, Designated Investment Officer — January 26, 2021 Date

South Texas College
Checking Accounts
For the Quarter Ending December 31, 2020

Type of Deposit at BBVA	Fund	Checking No.	Interest Rate	Beginning Market Value October 1, 2020	For The Quarter Ended December 31, 2020: Cash Receipts	Cash Disbursements	Transfers In / (Out)	Interest Earned	Accrued Interest	Ending Market Value * December 31, 2020
Public Funds Interest Checking	Operating	51015560	0.4000%	$ 15,684,368.05	$ 68,997,408.39	$ (58,763,876.07)	$ 9,097,079.34 (1)	$ 15,084.72	$ 6,710.33	$ 25,939,695.42
Public Funds Interest Checking	Operating Reserve**	6734303834	0.0000%	20,000,000.00	$ -	-	-	-	-	20,000,000.00
Public Funds Interest Checking	Payroll	51025558	0.4000%	170,130.02	17,532,709.22	(17,629,762.70)	-	525.42	174.96	73,776.92
Public Funds Interest Checking	Student	41376536	0.4000%	1,050,421.89	1,864,739.32	(2,727,886.60)	-	455.75	85.50	187,815.86
Public Funds Interest Checking	Federal Draw Down	51015544	0.4000%	0.00	4,672,526.94	(4,651,859.52)	-	293.44	30.07	20,990.93
Public Funds Interest Checking	Interest & Sinking - Bond 96, 02, 03, 04, 07, 10, 13, 14 & 15	51029782	0.4000%	227,306.60	5,204,185.32	-	-	362.50	960.97	5,432,815.39
Public Funds Interest Checking	Construction - E&G Transfer	51067625	0.4000%	9,066,256.35	3,482.27	(4,558,718.45)	(4,000,000.00) (2)	4,134.71	1,565.39	4,516,720.27
Treasury Management Analysis Checking (Zero Balance Account)	Special	2530032925	0.0000%	-	7,419,664.67	(7,419,664.67)	-	-		-
Total Checking Accounts at December 31, 2020			**0.3000%**	**$ 46,198,482.91**	**$ 105,694,716.13**	**$ (95,751,768.01)**	**$ 5,097,079.34**	**$ 20,856.54**	**$ 9,527.22**	**$ 56,171,814.79**

* Ending Market Value reflect the BBVA available balance as of December 31, 2020 including accrued interest.

**Non-Interest Bearing Account to serve as the minimum monthly average balance in order for BBVA to waive bank fees.

(1) Transfers were made as follows:
a) Certificate of Deposit to Checking in October 2020
b) Checking to Certificates of Deposit in October 2020
c) Certificate of Deposit to Checking in November 2020

(2) Transfers were made as follows:
a) Checking to Certificate of Deposit in October 2020

South Texas College
Investment Report - Fiscal Year 2020-2021
For the Three Months Ending December 31, 2020

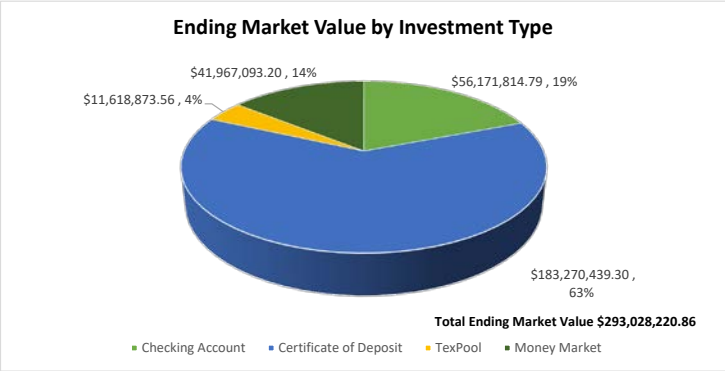

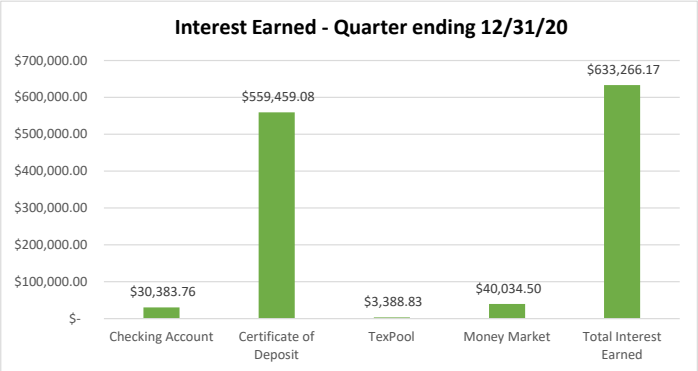

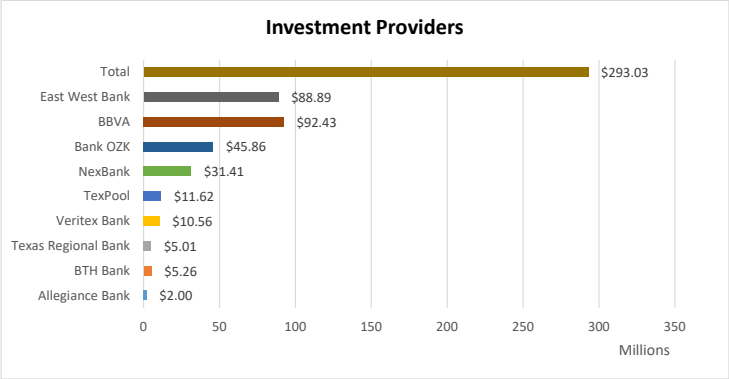

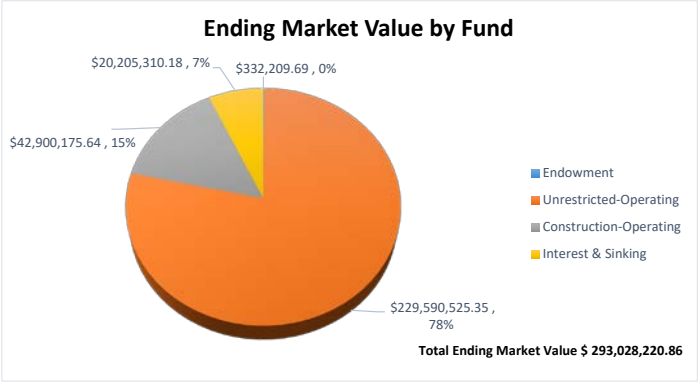

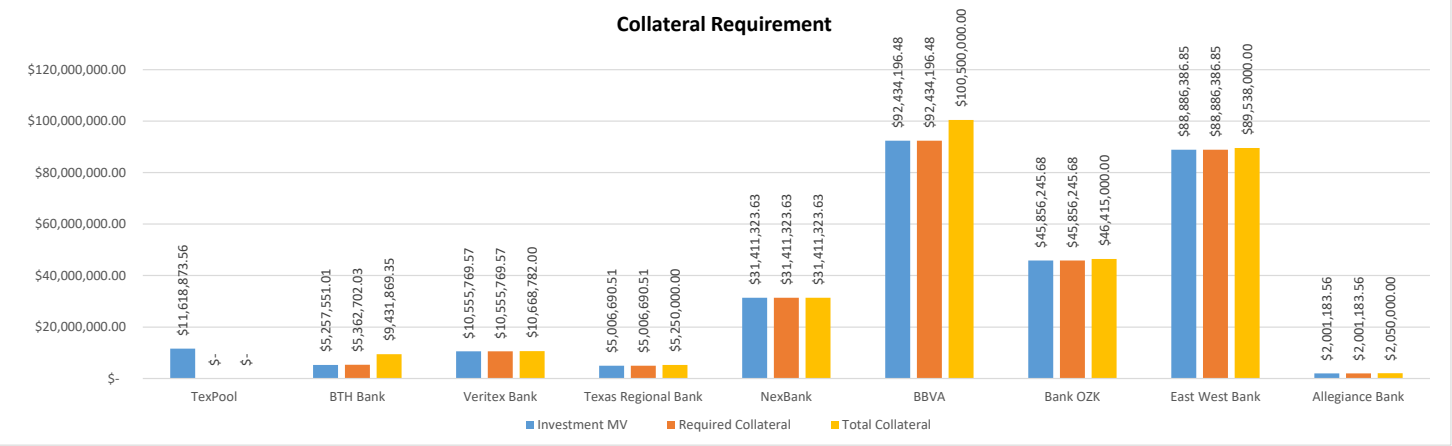

6

Summary of Revenues.

Summary of Revenues

Fiscal Year 2020 - 2021

As of December 31, 2020

33% of the Year Expired, 67% of the Year Remaining

Revenues	Original Budget	Revised Budget	Actual To Date	Projected Revenue	Variance Over / (Under) Budget	Percent (%) of Budget Received/Projected
Appropriations	$ 49,668,752	$ 49,668,752	$ 21,198,837	28,480,162	$ 10,247	100.02%
Tuition - Academic	26,696,844	26,696,844	13,117,714	13,247,858	(331,272)	98.76%
Tuition - CPWE [1]	2,094,695	2,094,695	328,727	1,047,349	(718,619)	65.69%
Tuition - ITED [2]	909,761	909,761	222,141	454,881	(232,739)	74.42%
Tuition - RCPSE [3]	-	-	4,524	-	4,524	0.00%
Fees - Academic	23,345,146	23,345,146	10,914,220	11,821,489	(609,437)	97.39%
Local Taxes	49,306,802	49,306,802	27,003,000	23,432,635	1,128,833	102.29%
Other Revenues [4]	6,366,179	6,366,179	3,423,310	3,996,327	1,053,458	116.55%
Carryover/Fund Allocation [5]	10,005,908	10,005,908	10,005,908	-	-	100.00%
Total Revenues	**$ 168,394,087**	**$ 168,394,087**	**$ 86,218,381**	**$ 82,480,701**	**$ 304,995**	**100.18%**

[1] CPWE - Continuing Professional and Workforce Education

[2] ITED - Industry Training and Economic Development

[3] RCPSE - Regional Center For Public Safety Excellence

[4] Other Revenues - Additional other Revenue is made up of $900,000 additional DC Reimbursement Cost for Fall and additional interest revenue based on actual investments

[5] Carryover/Fund Allocation - Includes only the carryover revenue spent

7

Summary of State Appropriations Revenue.

Summary of State Appropriation Revenues
Fiscal Year 2020 - 2021
As of December 31, 2020

		Amount Received						
	Budget	Academic Core/Contact Hour/ Student Success Formula Funding	Bachelor of Applied Technology Funding	Continuing Education Contact Hour Formula Funding	ITED Contact Hour Formula Funding	Total	% of Total	Variance Over/(Under) Budget*
State Appropriation - Contact Hours								
Fiscal Year 2020 - 2021								
September 2020*	$ 4,554,581	$ 4,818,658	$ 156,912	$ 76,280	$ 10,074	$ 5,061,924		$ 507,343
October 2020*	4,554,582	4,818,662	156,912	76,280	10,074	5,061,928		507,346
November 2020*	3,605,712	3,815,034	124,224	60,393	7,976	4,007,627		401,916
December 2020*	3,605,712	3,815,034	124,224	60,393	7,976	4,007,627		401,916
January 2021	-	-	-	-	-	-		-
February 2021	-	-	-	-	-	-		-
March 2021	3,605,711	-	-	-	-	-		(3,605,711)
April 2021	3,605,711	-	-	-	-	-		(3,605,711)
May 2021	3,605,711	-	-	-	-	-		(3,605,711)
June 2021	3,605,711	-	-	-	-	-		(3,605,711)
July 2021	3,605,711	-	-	-	-	-		(3,605,711)
August 2021	3,605,711	-	-	-	-	-		(3,605,711)
Total State Appropriations - Contact Hours	**$ 37,954,853**	**$ 17,267,388**	**$ 562,272**	**$ 273,346**	**$ 36,100**	**$ 18,139,106**	**85.57%**	**$ (19,815,747)**
State Appropriation - Retirement/Medical								
Fiscal Year 2020 - 2021	$ 11,713,899							
September 2020						$ 761,009		
October 2020						761,075		
November 2020						769,023		
December 2020**						768,624		
Total State Appropriations- Retirement/Medical	**$ 11,713,899**					**$ 3,059,731**	**14.43%**	**$ (8,654,168)**
State Special Appropriation								
Fiscal Year 2020 - 2021								
Total Special Appropriations	**$ -**					**$ -**	**0.00%**	**$ -**
Total State Appropriations	**$ 49,668,752**					**$ 21,198,837**	**100.00%**	**$ (28,469,915)**

*Variance between budget and amount received is due to recoupment of funds provided to the College after FY 2021 budget was approved.
The College received recoupment of funds in the amount of $5,124 for the months of September to December.
**Retirement Appropriations for December are estimated.

8

Summary of Property Tax Revenue.

South Texas College
Summary of Maintenance and Operations (M&O) and
Interest and Sinking (I&S) Property Tax Collections - Tax Levy 2020
Fiscal Year 2020 - 2021
As of December 31, 2020 - Unaudited

Property Taxable Assessed Valuation and Tax Levy

	Hidalgo County	Starr County	Total
Taxable Assessed Valuation	$ 39,833,096,124.00	$ 2,282,809,930.00	$ 42,115,906,054.00
Tax Levy Based on Tax Rate and TAV			
M & O $0.1400/$100	$ 50,757,118.23	$ 2,979,151.73	$ 53,736,269.96
I & S $0.0318/$100	11,529,116.85	676,693.04	12,205,809.89
Total Tax Levy $0.1718/$100	$ 62,286,235.08	$ 3,655,844.77	$ 65,942,079.85
Elderly Tax Levy	5,722,812.63	204,990.07	5,927,802.70
Levy Loss	(1,111,252.42)	247,620.89	(863,631.53)
Late Rendition	84,486.36	-	84,486.36
Adjustments	2.17	-	2.17
Rounding	(0.82)	-	(0.82)
Total Tax Levy as per Tax Roll $0.1718/$100	$ 66,982,283.00	$ 4,108,455.73	$ 71,090,738.73

Property Tax Levy Collections

	2020 Hidalgo County	% of Total
Total Tax Levy	$ 66,982,283.00	-
Modifications to Levy	943,752.73	-
Total Tax Levy To Be Collected	$ 67,926,035.73	100.00%
Total Collections to Date	29,589,279.09	43.56%
Unrealized Amount	$ 38,336,756.64	56.44%

	Starr County	% of Total
Total Tax Levy	$ 4,108,455.73	-
Modifications to Levy	107,698.75	-
Total Tax Levy To Be Collected	$ 4,216,154.48	100.00%
Total Collections to Date	1,953,101.60	46.32%
Less: Refunds	-	
Unrealized Amount	$ 2,263,052.88	53.68%

	Total Hidalgo and Starr	% of Total
Total Tax Levy To Be Collected	$ 72,142,190.21	100.00%
Total Collections to Date	31,542,380.69	43.72%
Unrealized Amount	$ 40,599,809.52	56.28%
Total Collection - Levy, Penalty & Interest	$ 31,542,380.69	

Collection, Appraisal, and Delinquent Tax Fees

	Hidalgo County	Starr County	Total
Collection Fees Agreement*	$ 103,212.00	$ 165,102.26	$ 268,314.26
Collection Fees - Paid to Date	34,404.00	75,363.28	109,767.28
Collection Fees % of Total Levy	0.15%	2.69%	
Rendition Collection	1,170.08	-	1,170.08
Redemption	-	10,006.76	10,006.76
Appraisal Fees Agreement	696,794.00	131,044.82	827,838.82
Appraisal Fees - Paid to Date	390,791.83	69,849.63	460,641.46
Appraisal Fees % of Total Levy	1.04%	3.19%	
Delinquent Tax Attorney Fees	$ 208,925.31	$ 27,140.19	$ 236,065.50

*Estimated Collection Fee for Starr County

9

Summary of Expenditures by Classification.

Summary of Expenditures by Classification

Fiscal Year 2020 - 2021

As of December 31, 2020

33% of the Year Expired, 67% of the Year Remaining

Classification	Original Budget	Revised Budget	Actual To Date Expenditures / Transfers & Contingencies	Percent (%) of Budget Expended	Projected Expenditures	Available Balance	Percent (%) of Budget Expended/ Projected
Salaries	$ 95,603,721	$ 95,603,721	$ 31,078,565	32.51%	$ 64,095,464	$ 429,692	99.55%
Benefits	27,466,307	27,466,307	9,775,522	35.59%	$ 17,560,750	130,035	99.53%
Operating	33,946,190	33,952,521	8,405,189	24.76%	$ 25,049,442	497,890	98.53%
Travel	2,235,954	1,966,985	22,918	1.17%	$ 1,654,441	289,626	85.28%
Capital Outlay	1,446,175	1,708,813	161,906	9.47%	$ 1,451,482	95,425	94.42%
Transfers	5,695,740	5,695,740	2,000,000	35.11%	$ 3,695,740	-	100.00%
Contingencies	2,000,000	2,000,000	-	0.00%	$ -	2,000,000	0.00%
Grand Total	**$ 168,394,087**	**$ 168,394,087**	**$ 51,444,100**	**30.55%**	**$ 113,507,320**	**$ 3,442,668**	**97.96%**

10

Summary of Expenditures by Function.

Summary of Expenditures by Function/Classification
Fiscal Year 2020 - 2021
As of December 31, 2020
33% of the Year Expired, 67% of the Year Remaining

Function/Classification	Original Budget	Revised Budget	Actual To Date Expenditures / Transfers & Contingencies	Percent (%) of Budget Expended	Encumbrances	Available Balance	Percent (%) of Budget Expended/ Encumbered
Salaries	$ 54,775,766	$ 52,210,744	$ 18,019,940	34.51%	$ 24,721,004	$ 9,469,800	81.86%
Benefits	15,553,000	14,781,469	4,907,688	33.20%	-	9,873,781	33.20%
Operating	8,445,170	5,156,405	1,711,685	33.20%	432,864	3,011,856	41.59%
Travel	1,149,324	903,573	16,998	1.88%	31,561	855,014	5.37%
Capital Outlay	663,421	309,050	16,231	5.25%	13,545	279,274	9.63%
Instruction	**80,586,681**	**73,361,241**	**24,672,542**	**33.63%**	**25,198,974**	**23,489,725**	**67.98%**
Salaries	593,196	570,184	83,763	14.69%	81,421	405,000	28.97%
Benefits	98,286	91,441	32,339	35.37%	-	59,102	35.37%
Operating	489,994	470,575	22,360	4.75%	7,967	440,248	6.44%
Travel	32,601	32,016	-	0.00%	-	32,016	0.00%
Capital Outlay	193,869	190,587	-	0.00%	186,645	3,942	0.00%
Public Service	**1,407,946**	**1,354,803**	**138,462**	**10.22%**	**276,033**	**940,308**	**30.59%**
Salaries	11,263,431	11,022,368	3,309,737	30.03%	6,079,652	1,632,979	85.18%
Benefits	3,121,126	3,058,727	1,106,623	36.18%	-	1,952,104	36.18%
Operating	3,363,656	3,435,894	669,954	19.50%	1,009,982	1,755,958	48.89%
Travel	398,741	324,809	1,002	0.31%	10,216	313,591	3.45%
Capital Outlay	282,738	451,806	145,675	32.24%	71,243	234,888	48.01%
Academic Support	**18,429,692**	**18,293,604**	**5,232,991**	**28.61%**	**7,171,093**	**5,889,520**	**67.81%**
Salaries	7,548,480	7,299,057	2,347,314	32.16%	4,624,649	327,094	95.52%
Benefits	2,272,002	2,195,684	815,294	37.13%	-	1,380,390	37.13%
Operating	1,426,610	1,219,008	323,339	26.52%	130,322	765,347	37.22%
Travel	238,616	223,596	762	0.34%	3,909	218,925	2.09%
Capital Outlay	36,646	30,300	-	0.00%	26,064	4,236	86.02%
Student Services	**11,522,354**	**10,967,645**	**3,486,709**	**31.79%**	**4,784,944**	**2,695,992**	**75.42%**

Summary of Expenditures by Function/Classification
Fiscal Year 2020 - 2021
As of December 31, 2020
33% of the Year Expired, 67% of the Year Remaining

Function/Classification	Original Budget	Revised Budget	Actual To Date Expenditures / Transfers & Contingencies	Percent (%) of Budget Expended	Encumbrances	Available Balance	Percent (%) of Budget Expended/ Encumbered
Salaries	11,327,152	14,767,275	4,277,044	28.96%	8,210,621	2,279,610	84.56%
Benefits	3,383,360	4,406,669	1,730,161	39.26%	-	2,676,508	39.26%
Operating	8,978,360	12,746,567	3,470,310	27.23%	3,419,987	5,856,270	54.06%
Travel	291,777	367,093	3,538	0.96%	36,943	326,612	11.03%
Capital Outlay	156,918	648,000	-	0.00%	162,647	485,353	25.10%
Institutional Support	**24,137,567**	**32,935,604**	**9,481,053**	**28.79%**	**11,830,198**	**11,624,353**	**64.71%**
Salaries	10,095,696	9,734,093	3,040,767	31.24%	5,933,295	760,031	92.19%
Benefits	3,038,533	2,932,317	1,183,417	40.36%	-	1,748,900	40.36%
Operating	11,242,400	10,924,072	2,207,541	20.21%	4,954,621	3,761,910	65.56%
Travel	124,895	115,898	618	0.53%	4,000	111,280	3.98%
Capital Outlay	112,583	79,070	-	0.00%	62,679	16,391	79.27%
Operation & Maint - Plant	**24,614,107**	**23,785,450**	**6,432,343**	**27.04%**	**10,954,595**	**6,398,512**	**73.10%**
Operating	5,695,740	5,695,740	2,000,000	35.11%	-	3,695,740	35.11%
Transfers	**5,695,740**	**5,695,740**	**2,000,000**	**35.11%**	**-**	**3,695,740**	**35.11%**
Operating	2,000,000	2,000,000	-	0.00%	-	2,000,000	0.00%
Contingencies	**2,000,000**	**2,000,000**	**-**	**0.00%**	**-**	**2,000,000**	**0.00%**
Grand Total	**$ 168,394,087**	**$ 168,394,087**	**$ 51,444,100**	**30.55%**	**$ 60,215,837**	**$ 56,734,150**	**66.31%**

11

Summary of Auxiliary Fund Revenues and Expenditures.

Summary of Auxiliary Fund
Revenues and Expenditures
Fiscal Year 2020-2021
As of December 31, 2020

Revenues

	Original Budget	Revised Budget	Actual To Date	Variance Over / (Under) Budget
Bookstore	$ 400,000	$ 400,000	$ 579,889	$ 179,889
Food Service	480,625	480,625	12,885	(467,740)
Vending Machines	120,000	120,000	7,968	(112,032)
Student Copier	1,000	1,000	-	(1,000)
MV-Child Care & Development	364,475	364,475	58,105	(306,370)
Interest Income-Aux	12,000	12,000	2,990	(9,010)
Professional Dev Conferences	80,000	80,000	3	(79,997)
PSJA College for All STC Campus Tou	275	275	-	(275)
National Summit for Dual Credit Pro	-	16,702	16,702	-
General Conferences	135,000	118,298	-	(118,298)
AEDT Program Events	3,184	3,184	3	(3,181)
AMI Dual Competition	-	-	-	-
Art Gallery - Library Projects	133	133	-	(133)
Ballet Folklorico Dance Carryover	38	38	-	(38)
Ballet Folklorico Dance Company	15,835	15,835	16	(15,819)
Binational Innovation Conference	1,775	1,775	2	(1,773)
Career Expo	1,526	1,526	1	(1,525)
Child Dev. Conference Fall & Spring	11,873	11,873	5,014	(6,859)
Communication Arts Festival - AUX	33	33	-	(33)
Critical Thinking Conf - ADN/CHOC	3,055	3,055	3	(3,052)
Dr. Godinez Memorial Fund	2,129	2,129	2	(2,127)
Drama Theater	6,788	6,788	7	(6,781)
Non Public Fund	688,299	688,299	596	(687,703)
Professional Dev. Sponsorships	4,641	4,641	5	(4,636)
Philosophy Across the Americas	963	963	1	(962)
Science Olympiad/Planetarium-Aux	4,271	4,271	4	(4,267)
STC Black History Month - AUX	18	18	-	(18)
STC Future Heroes 5K Challenge	2,045	2,045	2	(2,043)
STC Student Assistance Micro-Grants	150,000	150,000	12	(149,988.00)
Student Activities & Wellness	1,272,290	1,272,290	1,003,098	(269,192)
Summit on College & Career Readiness	10,484	10,484	10	(10,474)
TASA Conference	6	6	-	(6)
ITED	12,879	12,879	13	(12,866)
Women's History Month - AUX	286	286	-	(286)
Women's Studies Human Rights	218	218	-	(218)
Women's Studies Sex Traffic Conf	2,041	2,041	2	(2,039)
Will'n In Weslaco	537	537	1	(536.00)
Total Revenues	**$ 3,788,722**	**$ 3,788,722**	**$ 1,687,334**	**$ (2,101,388)**

Summary of Auxiliary Fund
Revenues and Expenditures
Fiscal Year 2020-2021
As of December 31, 2020

Expenditures

	Original Budget	Revised Budget	Actual To Date	Available Balance
Food Service	$ 480,625	$ 480,625	$ 60,698	$ 419,927
Student Copier	27,356	27,356	1,039	26,317
MV-Child Care & Development	364,475	364,475	52,960	311,515
Accreditation Auxiliary	6,000	6,000	-	6,000
Admin-Board of Trustees	1,518	1,518	200	1,318
Admin-Center for Learn Excellence	482	482	-	482
Admin-Enrollment Svc	837	837	-	837
Admin-Executive	1,735	1,735	415	1,320
Admin-Graduation	14,214	14,214	-	14,214
Admin-HR Employee Training &Recruit	805	805	-	805
Admin-Student Affairs	1,445	1,445	106	1,339
Admin-Valley Scholars	1,000	1,000	38	962
Admin-VP Academic Affairs	3,229	3,229	-	3,229
Admin-VP Finance & Admin Svcs	3,229	3,229	79	3,150
Admin-VP Info Svcs & Planning	3,229	3,229	-	3,229
Admin-VP Stud Svcs & Develop	3,229	3,229	-	3,229
Admin-Workforce Development	1,182	1,182	-	1,182
AEDT Program Events	3,184	3,184	-	3,184
Alumni and Friends	1,205	1,205	-	1,205
AMI Dual Competition	-	-	-	-
Art Gallery - Library Projects	133	133	-	133
Auxiliary Business Operations	52,000	52,000	17,897	34,103
Ballet Folklorico Dance Carryover	38	38	-	38
Ballet Folklorico Dance Company	15,835	15,835	-	15,835
Binational Innovation Conference	1,775	1,775	332	1,443
Career Expo	1,526	1,526	-	1,526
Child Dev. Conference Fall & Sprin	11,873	11,873	2,500	9,373
Communication Arts Festival - AUX	33	33	-	33
Community Engagement	723	723	-	723
CPWE - Auxiliary	482	482	-	482
Critical Thinking Conf - ADN/CHOC	3,055	3,055	-	3,055
Dr. Godinez Memorial Fund	2,129	2,129	-	2,129
Drama Theater	6,788	6,788	-	6,788
Empl Spouse/Depend Waiver	148,488	148,488	74,493	73,995
Employee Appreciation & Recognition	1,205	1,205	-	1,205
External Affairs	963	963	-	963
General Conferences	135,000	118,298	-	118,298
IME-BECAS Scholarship STC Matching	2,200	2,200	-	2,200

Continued……

Summary of Auxiliary Fund
Revenues and Expenditures
Fiscal Year 2020-2021
As of December 31, 2020

Expenditures

	Original Budget	Revised Budget	Actual To Date	Available Balance
Institutional Grant	1,300	1,300	-	1,300
IS&P Focus Groups	24	24	-	24
Library Art Gallery Events	603	603	45	558
Library Events	723	723	105	618
Non Public Fund	688,299	688,299	89,155	599,144
Other Reserve	194,945	194,945	-	194,945
PR-College Events	14,956	14,956	2,623	12,333
Professional Dev Conferences	80,000	80,000	-	80,000
Professional Dev. Sponsorships	4,641	4,641	-	4,641
Philosophy Across the Americas	963	963	-	963
PSJA College for All STC Campus Tou	275	275	-	275
National Summit for Dual Credit Pro	-	16,702	-	16,702
RCPSE Trainings	96	96	-	96
Science Olympiad/Planetarium-Aux	4,271	4,271	-	4,271
Staff Devlpmt-College Wide	25,000	25,000	29	24,971
STC Black History Month - AUX	18	18	-	18
STC Future Heroes 5K Challenge	2,045	2,045	-	2,045
STC Student Assistance Micro-Grants	150,000	150,000	63,212	86,788
Stu Initiative-BA Prgm & Univ Rel	1,000	1,000	-	1,000
Student Affairs Trainings & Events	10,597	10,597	-	10,597
Student Activities & Wellness	1,272,290	1,272,290	343,108	929,182
Summit on College& Career Readiness	10,484	10,484	-	10,484
TASA Conference	6	6	-	6
TxDot Student Books	2,000	2,000	-	2,000
ITED	12,879	12,879	-	12,879
Victim Scholarship	5,000	5,000	-	5,000
Women's History Month - AUX	286	286	-	286
Women's Studies Human Rights	218	218	-	218
Women's Studies Sex Traffic Conf	2,041	2,041	-	2,041
Will'n In Weslaco	537	537	-	537
Total Expenditures	**$ 3,788,722**	**$ 3,788,722**	**$ 709,034**	**$ 3,079,688**

12

Summary of Grant Revenues and Expenditures.

Summary of Grant Revenues and Expenditures

Fiscal Year 2020-2021

As of December 31, 2020

No.	Grant Name/Project Manager	Grant Budget	Advance Amount	Total Expenditures	Amount Requested	Report (s) submitted/ Payment Received	Amount Received	Amount Received Over / (Under) Expenditures
Federal Grants								
1	**High School Equivalency Program**	**371,430.00**	-	95,214.17	86,735.21		86,735.21	**(8,478.96)**
	Elias Hernandez 216030							Receivable balance
	Board Approval Date 08/27/19				1,469.40	Oct-19 / pmt rcv'd Oct-19		that will be billed in
	Grant Period 07/01/19-06/30/24				1,986.75	Nov-19 / pmt rcv'd Nov-19		January 2021
	Reporting Requirement- Mthly				5,413.36	Dec-19 / pmt rcv'd Jan-20		
					5,366.95	Jan-20 / pmt rcv'd Jan-20		
					3,442.44	Feb-20 / pmt rcv'd Feb-20		
					7,611.61	Mar-20 / pmt rcv'd Mar-20		
					11,588.06	Apr-20 / pmt rcv'd Apr-20		
					5,708.05	May-20 / pmt rcv'd May-20		
					10,405.59	Jun-20 / pmt rcv'd Jun-20		
					4,125.73	Jul-20 / pmt rcv'd Jul-20		
					5,187.12	Aug-20 / pmt rcv'd Aug-20		
					10,991.63	Sep-20 / pmt rcv'd Sep-20		
					6,162.13	Oct-20 / pmt rcv'd Oct-20		
					2,495.53	Nov-20 / pmt rcv'd Nov-20		
					4,780.86	Dec-20 / pmt rcv'd Dec-20		
						Due Jan-21		
2	**National Science Foundation -Six S Academy**	**122,721.00**	-	78,674.90	59,588.26		59,588.26	**(19,086.64)**
	Thomas M Ndolo 216031							Receivable balance
	Board Approval Date 01/28/2020				19,125.00	May-20 / pmt rcv'd May-20		that will be billed in
	Grant Period 01/01/2020 - 12/31/2024				-	Jun-20		January 2021
	Reporting Requirements - TBD				8,424.57	Jul-20 / pmt rcv'd Jul-20		
					16,246.53	Aug-20 / pmt rcv'd Aug-20		
					8,674.62	Sep-20 / pmt rcv'd Sep-20		
					5,490.95	Oct-20 / pmt rcv'd Oct-20		
					623.36	Nov-20 / pmt rcv'd Dec-20		
					1,003.23	Dec-20 / pmt rcv'd Dec-20		
						Due Jan-21		
3	**THECB Governor's GEER**	**537,084.00**	537,084.00	537,014.00	537,084.00		537,084.00	**70.00**
	Miguel Carranza 216032							
	Board Approval Date 09/22/2020				537,084.00	Advance / pmt rcv'd Sep -20		
	Grant Period 09/01/2020 - 08/31/2021							
	Reporting Requirements - Monthly							
4	**Child Care & Adult Care Food Program FY21**	**58,946.55**	4,748.15	2,687.98	6,205.11		6,205.11	**3,517.13**
	Sylvia Serrano 216033							
	Board Approval Date 09/22/2020				1,456.96	Nov-20 / pmt rcv'd Dec-20		
	Grant Period 10/01/2020 - 09/30/2021				4,748.15	Dec-20 / pmt rcv'd Dec-20		
	Reporting Requirements - Monthly					Due Jan-21		

Summary of Grant Revenues and Expenditures

Fiscal Year 2020-2021

As of December 31, 2020

No.	Grant Name/Project Manager	Grant Budget	Advance Amount	Total Expenditures	Amount Requested	Report (s) submitted/ Payment Received	Amount Received	Amount Received Over / (Under) Expenditures
5	**Region One Adult Education & Literacy Grant** Chris Anzaldua 216034 Board Approval Date 08/21/2020 Grant Period 07/01/2020 - 06/30/2021 Reporting Requirements - Monthly	**219,577.62**	-	5,432.45	3,941.71 - 3,941.71	Nov-20 Dec-20 / pmt pending Due Jan-21	-	**(5,432.45)** Receivable balance billed in December and that will be billed in January 2021
6	**Bridges to the Baccalaureate Research** Shima Chaudhary 216037 Board Approval Date 09/22/2020 Grant Period 08/01/2020 - 07/31/2025 Reporting Requirements - Monthly	**19,798.00**	-	4,587.00	1,181.40 1,181.40	Dec-20 / pmt pending Due Jan-21	-	**(4,587.00)** Receivable balance billed in December and that will be billed in January 2021
7	**Department of Labor Susan Harwood Training Grant** Carlos Margo 216038 Board Approval Date 10/27/2020 Grant Period 09/30/2020 - 09/30/2021 Reporting Requirement - Quarterly	**130,053.00**	-	-	-	Due Jan-21	-	**-**
8	**TWC Accelerate Texas IV** Elizabeth Hernandez 216043 Board Approval Date 12/13/2018 Grant Period 01/01/2019 - 12/31/2020 Reporting Requirement - Monthly	**499,895.00**	-	468,903.40	475,385.05 6,469.54 29,620.18 24,838.38 20,806.07 53,317.68 23,057.99 36,759.42 34,451.63 27,514.14 12,456.92 12,457.74 2,029.32 6,723.69 663.53 792.38 52,112.43 23,923.15 14,559.93 24,912.74 9,988.69 12,238.43 45,691.07	Mar-19 / pmt rcvd Mar-19 Apr - 19 / pmt rcvd Apr-19 May-19 / pmt rcvd May-19 Jun-19/pmt rec'd Jun-19 Jul-19 /pmt rec'd Jul-19 Aug-19/pmt rec'd Aug-19 Sep-19 / pmt rec'd Sep-19 Oct-19 / pmt rec'd Oct-19 Nov-19 / pmt rcv'd Nov-19 Dec-19 / pmt rcv'd Jan-20 Jan-20 / pmt rcv'd Jan-20 Feb-20 / pmt rcv'd Feb-20 Mar -20 pmt rcv'd Mar 20 Apr-20 / pmt rcv'd Apr-20 May-20 / pmt rcv'd May-20 Jun-20 / pmt rcv'd Jun-20 Jul-20 / pmt rcv'd Jul-20 Aug-20 / pmt rcv'd Aug-20 Sep-20 / pmt rcv'd Sep-20 Oct-20 / pmt rcv'd Oct-20 Nov-20 / pmt rcv'd Nov-20 Dec-20 / pmt rcv'd Dec-20 Due Jan-21	475,385.05	**6,481.65**

Summary of Grant Revenues and Expenditures

Fiscal Year 2020-2021

As of December 31, 2020

No.	Grant Name/Project Manager	Grant Budget	Advance Amount	Total Expenditures	Amount Requested	Report (s) submitted/ Payment Received	Amount Received	Amount Received Over / (Under) Expenditures
9	**WFS Apprenticeship Texas Expansion**	**180,151.00**	-	180,435.23	179,605.87		178,383.50	**(2,051.73)**
	Leonel Garcia 216044							Receivable balance
	Board Approval Date 12/13/2018				7,831.60	Jun-19 / pmt rec'd Jun-19		billed in December
	Grant Period 01/16/2019 - 02/19/2020				10,102.94	Jul-19 / pmt rec'd Aug-19		and that will be billed in
	Reporting Requirement - Monthly & Quarterly				7,411.51	Aug-19 / pmt rec'd Aug-19		January 2021
					10,925.81	Sep-19 / pmt rec'd Sep-19		
					9,446.32	Oct-19 / pmt rec'd Oct-19		
					18,338.63	Nov-19 / pmt rec'd Dec-19		
					12,739.82	Dec-19 / pmt rcv'd Jan-20		
					4,601.78	Jan-20 / pmt rcv'd Jan-20		
					19,437.46	Feb-20 / pmt rec'd Mar -20		
					4,345.31	Mar -20 pmt rcv'd Apr 20		
					1,972.27	May-20 / pmt rcv'd May-20		
					34,032.62	Jun-20 / pmt rcv'd Jun-20		
					3,543.44	Jul-20 / pmt rcv'd Jul-20		
					3,319.40	Aug-20 / pmt rcv'd Aug-20		
					29,851.33	Sep-20 / pmt rcv'd Sep-20		
					483.26	Oct-20 / pmt rcv'd Nov-20		
					-	Nov-20		
					1,222.37	Dec-20 / pmt pending*		
						Due Jan-21		
	Extended: until 01/31/21							
10	**Explore! STEM FY20**	**17,279.81**	-	13,804.28	13,804.28		-	**(13,804.28)**
	Leonel Garcia 216046							Receivable balance
	Board Approval Date 06/23/2020				13,804.28	Oct-20 / pmt pending*		that was billed in
	Grant Period 03/20/2020 - 12/31/2020							October 2020
	Reporting Requirement - At End of Project							
11	**Developing Hispanic Serving Institutions Grant**	**585,315.00**	-	-	-		-	**-**
	David Plummer 216047							
	Board Approval Date 09/22/2020				-	Nov-20		
	Grant Period 10/01/2020 - 09/30/2025				-	Dec-20		
	Reporting Requirement - Monthly					Due Jan-21		
12	**Be Are 2: BioEnergy and Water for Agriculture Research**	**24,108.00**	-	-	-		-	**-**
	Maria Cervantes 216049							
	Board Approval Date 07/28/2020							
	Grant Period 09/01/2020 - 08/31/2024					Due Jan-21		
	Reporting Requirement - Monthly							

Summary of Grant Revenues and Expenditures

Fiscal Year 2020-2021

As of December 31, 2020

No.	Grant Name/Project Manager	Grant Budget	Advance Amount	Total Expenditures	Amount Requested	Report (s) submitted/ Payment Received	Amount Received	Amount Received Over / (Under) Expenditures
13	**Continuous Improvement Grant**	**80,000.00**	80,000.00	43,996.08	80,000.00		80,000.00	**36,003.92**
	Juan Carlos Aguirre 216071							
	Board Approval Date 10/27/15				20,000.00	Advance / pmt rcvd May-16		
	Grant Period 11/05/15-06/30/19				10,000.00	Advance / pmt rcvd Oct-16		
	Reporting Requirement- Upon Request				10,000.00	Advance / pmt rcvd Apr-17		
					10,000.00	Advance / pmt rcvd Oct-17		
					10,000.00	Advance / pmt rcvd May-18		
					10,000.00	Advance / pmt rcvd Nov-18		
					10,000.00	Advance / pmt rcvd May-19		
	Extended: until activities completed							
14	**TWC Self Sufficiency Fund**	**140,860.00**	-	102,758.81	99,578.31		99,578.31	**(3,180.50)**
	Elias Hernandez 216072							Receivable balance
	Board Approval Date 05/30/2019				784.66	Jul-19 / pmt rcv'd Jul-19		that will be billed in
	Grant Period 04/03/2019-04/30/2020				829.89	Aug-19 / pmt rec'd Aug-19		January 2021
	Reporting Requirement- Monthly				2,884.22	Sep-19 / pmt rec'd Sep-19		
					809.67	Oct-19 / pmt rec'd Oct-19		
					13,126.83	Nov-19 / pmt rcv'd Nov-19		
					15,336.79	Dec-19 / pmt rcv'd Jan-20		
					12,889.21	Jan-20 / pmt rcv'd Jan-20		
					6,536.25	Feb-20 / pmt rcv'd Feb-20		
					14,366.37	Mar -20 pmt rcv'd Apr 20		
					8,299.48	Apr -20 pmt rcv'd Apr 20		
					1,366.02	May-20 / pmt rcv'd May-20		
					4,841.37	Jun-20 / pmt rcv'd Jun-20		
					2,675.72	Jul-20 / pmt rcv'd Jul-20		
					4,213.20	Aug-20 / pmt rcv'd Aug-20		
					1,909.82	Sep-20 / pmt rcv'd Sep-20		
					3,958.89	Oct-20 / pmt rcv'd Oct-20		
					1,997.81	Nov-20 / pmt rcv'd Nov-20		
					2,752.11	Dec-20 / pmt rcv'd Dec-20		
						Due Jan-21		
	Extended: until 01/31/21							
15	**Carl Perkins Leadership ACE - IT**	**196,020.00**	-	66,239.02	48,397.22		47,120.00	**(19,119.02)**
	Rosemond Moore 216073							Receivable balance
	Board Approval Date 07/23/2019							billed in December
	Grant Period 09/01/2019-08/31/2021				-	Dec-19		and that will be billed in
	Reporting Requirement- Quarterly				450.00	Mar-20 / pmt rcv'd May-20		March 2021
					161.00	Jun-20 / pmt rcv'd Jul-20		
					46,509.35	Sep-20 / pmt rcv'd Oct-20		
					1,276.87	Dec-20 / pmt pending		
						Due Mar-21		

Summary of Grant Revenues and Expenditures

Fiscal Year 2020-2021

As of December 31, 2020

No.	Grant Name/Project Manager	Grant Budget	Advance Amount	Total Expenditures	Amount Requested	Report (s) submitted/ Payment Received	Amount Received	Amount Received Over / (Under) Expenditures
16	**Carl Perkins Leadership DCCCD**	**10,025.00**	-	2,724.63	631.34		631.34	**(2,093.29)**
	Ali Esmaeili 216075							Receivable balance
	Board Approval Date: August 27, 2019				-	Jun-20		that will be billed in
	Grant Period 05/08/20 - 08/31/21				-	Jul-20		January 2021
	Reporting Requirement - Monthly				-	Aug-20		
					631.34	Sep-20 / pmt rcv'd Nov-20		
					-	Oct-20		
					-	Nov-20		
					-	Dec-20		
						Due Jan-21		
17	**Carl Perkins Basic 2021**	**1,805,785.00**	-	255,253.92	199,527.53		-	**(255,253.92)**
	Samantha Uriegas 216084							Receivable balance
	Board Approval Date 8/21/20							billed in December
	Grant Period 09/01/20-08/31/21				199,527.53	Dec-20 / pmt pending		and that will be billed in
	Reporting Requirement-Qtrly					Due Mar-21		March 2021
18	**Child Care Access Means Parents in School (CCAMPIS)**	**464,900.00**	-	393,141.34	383,152.17		383,152.17	**(9,989.17)**
	Cecilia Villagran 216119							Receivable balance
	Board Approval Date 10/24/17				20,739.50	Dec-18 / pmt rcvd Dec-18		that will be billed in
	Grant Period 10/01/18-09/30/22				29,014.00	Jan-19 / pmt rcvd Jan-19		January 2021
	Reporting Requirement-Mthly				15,350.00	Feb-19 / pmt rcvd Feb-19		
					-	Mar-19		
					41,802.00	Apr-19 / pmt rcvd Apr-19		
					21,480.00	May-19 / pmt rcvd May-19		
					13,788.00	Jun-19 / pmt rcv'd Jun-19		
					12,468.00	Jul-19 / pmt rcv'd Jul-19		
					2,136.00	Aug-19 / pmt rcv'd Aug-19		
					11,204.00	Sep-19 / pmt rcv'd Sep-19		
					19,268.00	Oct-19 / pmt rcv'd Oct-19		
					21,476.00	Nov-19 / pmt rcv'd Nov-19		
					-	Dec-19		
					30,501.52	Jan-20 / pmt rcv'd Jan-20		
					17,538.00	Feb-20 / pmt rcv'd Feb-20		
					20,280.00	Mar -20 / pmt rcv'd Mar-20		
					50,407.40	May-20 / pmt rcvd May-20		
					4,000.00	Jun-20 / pmt rcv'd Jun-20		
					-	Jul-20		
					-	Aug-20		
					-	Sep-20		
					23,454.75	Oct-20 / pmt rcv'd Oct-20		
					12,065.00	Nov-20 / pmt rcv'd Dec-20		
					16,180.00	Dec-20 / pmt rcv'd Dec-20		
						Due Jan-21		

Summary of Grant Revenues and Expenditures

Fiscal Year 2020-2021

As of December 31, 2020

No.	Grant Name/Project Manager	Grant Budget	Advance Amount	Total Expenditures	Amount Requested	Report (s) submitted/ Payment Received	Amount Received	Amount Received Over / (Under) Expenditures
19	**TWC Ability to Benefit - Pell**	**159,446.00**	-	79,389.95	79,389.95		79,389.95	-
	Elias Hernandez 216419							
	Board Approval Date: 12/13/18				1,672.87	Mar-19 / pmt rcvd Mar-19		
	Grant Period 01/01/19 - 12/31/20				1,807.10	Apr-19 / pmt rcvd Apr-19		
	Reporting Requirement - Monthly				1,806.98	May-19 / pmt rcv'd May-19		
					1,734.12	Jun-19 / pmt rcvd Jun-19		
					1,243.04	Jul-19 / pmt rcvd Jul-19		
					1,027.33	Aug-19 / pmt rcvd Aug-19		
					9,138.03	Sep-19 / pmt rcvd Sep-19		
					2,957.04	Oct-19 / pmt rcvd Oct-19		
					22,317.18	Nov-19 / pmt rcvd Nov-19		
					8,631.01	Dec-19 / pmt rcv'd Jan-20		
					1,632.73	Jan-20 / pmt rcv'd Jan-20		
					1,830.40	Feb-20 / pmt rcv'd Feb-20		
					1,092.05	Mar -20 pmt rcv'd Mar-20		
					278.96	Apr -20 pmt rcv'd Apr 20		
					3,857.91	May -20 / pmt rcv'd May-20		
					8,730.07	Jun-20 / pmt rcv'd Jun-20		
					1,711.91	Jul-20 / pmt rcv'd Jul-20		
					2,813.80	Aug-20 / pmt rcv'd Aug-20		
					471.99	Sep-20 / pmt rcv'd Sep-20		
					105.14	Oct-20 / pmt rcv'd Oct-20		
					6.29	Nov-20 / pmt rcv'd Nov-20		
					4,524.00	Dec-20 / pmt rcv'd Dec-20		
						Due Jan-21		
20	**CARES Act HEERF - MSI**	**1,255,089.00**	-	520,999.00	520,999.00		520,999.00	-
	Matthew Hebbard 216770							
	Board Approval Date: 062/23/208				766,879.00	Aug-20 / pmt rcv'd Aug-20		
	Grant Period 06/08/20 - 06/07/21				120,928.00	Sep-20 / pmt rcv'd Sep-20		
	Reporting Requirement - Drawdowns Monthly				(213,302.70)	Oct-20 / refund Nov-20		
					(152,332.30)	Nov-20 / refund Nov-20		
					(1,173.00)	Dec-20 / refund Dec-20		
						Due Jan-21		
21	**CARES Act HEERF - MSI**	**10,111,999.00**	-	3,154,092.16	3,430,317.23		3,154,092.16	-
	Mary Elizondo 216771							
	Board Approval Date: 062/23/208				10,011,199.00	Aug-20 / pmt rcv'd Aug-20		
	Grant Period 05/06/20 - 05/05/21				(6,580,881.77)	Dec-20 / refund Dec-20		
	Reporting Requirement - Drawdowns Monthly					Due Jan-21		
	Total Federal Grants	***16,990,482.98***	***621,832.15***	***6,005,348.32***	***6,205,523.64***		***5,708,344.06***	***(297,004.26)***

Summary of Grant Revenues and Expenditures

Fiscal Year 2020-2021

As of December 31, 2020

No.	Grant Name/Project Manager	Grant Budget	Advance Amount	Total Expenditures	Amount Requested	Report (s) submitted/ Payment Received	Amount Received	Amount Received Over / (Under) Expenditures
State Grants								
22	**Work-Study Mentorship Program FY20**	**113,498.00**	113,498.00	89,285.93	113,498.00		113,498.00	**24,212.07**
	Juan Miguel Galvan 226006							
	Board Approval Date 09/24/19				113,498.00	Advance / pmt rcvd Nov-19		
	Grant Period 09/01/19 - 08/31/21							
	Reporting Requirement- End of each semester							
23	**Work-Study Mentorship Program 2020 - 2021**	**84,290.00**	84,290.00	-	84,290.00		84,290.00	**84,290.00**
	Juan Miguel Galvan 226007							
	Board Approval Date 09/22/20				84,290.00	Advance / pmt rcvd Oct-20		
	Grant Period 09/01/20 - 08/31/21							
	Reporting Requirement- End of each semester							
24	**TWC Skills for Small Business FY20**	**262,500.00**	-	257,513.86	257,513.86		257,513.86	**-**
	Jose Raul Ruiz 226012							
	Board Approval Date 11/26/19				53,200.00	Jan-20 / pmt rcv'd Jan-20		
	Grant Period 12/01/19 - 12/31/20				26,405.20	Feb-20 / pmt rcv'd Feb-20		
	Reporting Requirement- Monthly				23,869.26	Mar -20 / pmt rcv'd Mar-20		
					32,965.35	Apr -20 pmt rcv'd Apr 20		
					12,420.75	May -20 / pmt rcv'd May-20		
					9,154.00	Jun-20 / pmt rcv'd Jun-20		
					14,581.30	Jul-20 / pmt rcv'd Jul-20		
					11,791.48	Aug-20 / pmt rcv'd Aug-20		
					21,938.10	Sep-20 / pmt rcv'd Sep-20		
					5,845.79	Oct-20 / pmt rcv'd Oct-20		
					29,534.08	Nov-20 / pmt rcv'd Nov-20		
					15,808.55	Dec-20 / pmt rcv'd Dec-20		
						Due Jan-21		
25	**TWC Skills for Small Business FY20**	**210,000.00**	-	10,150.00	-		-	**(10,150.00)**
	Jose Raul Ruiz 226013							Receivable balance
	Board Approval Date 11/24/20							that will be billed in
	Grant Period 12/15/20 - 12/31/21					Due Jan-21		January 2021
	Reporting Requirement- Monthly							
26	**NAH Jet CTE**	**75,807.00**	-	75,772.68	75,772.68		67,796.61	**(7,976.07)**
	Christie M. Candelaria 226038							Receivable balance
	Board Approval Date 01/29/19				75,772.68	Aug-19 / pmt rcvd Sep-19*		that was billed in
	Grant Period 03/11/19 - 03/10/20				-	Sept-19		August 2019
	Reporting Requirement- Mthly				-	Oct-19		
					-	Nov-19		
					-	Dec-19		
					-	Jan-20		
					-	Feb-20		
					-	Mar-20		
					-	Apr-20		
					-	May-20		
					-	Jun-20		
					-	Jul-20		

Summary of Grant Revenues and Expenditures

Fiscal Year 2020-2021

As of December 31, 2020

No.	Grant Name/Project Manager	Grant Budget	Advance Amount	Total Expenditures	Amount Requested	Report (s) submitted/ Payment Received	Amount Received	Amount Received Over / (Under) Expenditures
					-	Aug-20		
					-	Sep-20		
					-	Oct-20		
					-	Nov-20		
					-	Dec-20		
						Closed		
	Extended to December 31, 2020							
27	**TWC Skills 27**	**1,057,620.00**	-	627,295.64	622,261.40		622,261.40	**(5,034.24)**
	Daniel Masten 226126				-	Apr-19		Receivable balance
	Board Approval Date 02/26/2019				5,556.58	May-19 / pmt rcvd May-19		that will be billed in
	Grant Period 03/12/19 - 02/29/21				19,135.28	Jun-19 / pmt rcvd Jun-19		January 2021
	Reporting Requirement - Mthly				39,407.32	Jul-19 / pmt rcvd Jul-19		
					24,087.83	Aug-19 / pmt rcvd Aug-19		
					64,225.98	Sep-19 / pmt rcvd Sep-19		
					16,637.38	Oct-19 / pmt rcvd Oct-19		
					47,207.68	Nov-19 / pmt rcvd Nov-19		
					68,998.98	Dec-19 / pmt rcv'd Jan-20		
					67,509.43	Jan-20 / pmt rcv'd Jan-20		
					34,209.25	Feb-20 / pmt rcv'd Feb-20		
					38,303.65	Mar-20 / pmt rcvd Mar-20		
					39,459.90	Apr-20 / pmt rcv'd Apr -20		
					52,370.87	May-20 / pmt rcv'd May -20		
					23,364.94	Jun-20 / pmt rcv'd Jun-20		
					29,991.58	Jul-20 / pmt rcv'd Jul-20		
					13,529.48	Aug-20 / pmt rcv'd Aug-20		
					18,089.67	Sep-20 /pmt rcv'd Sep20		
					6,695.92	Oct-20 / pmt rcv'd Oct-20		
					7,398.92	Nov-20 / pmt rcv'd Nov-20		
					6,080.76	Dec-20 / pmt rcv'd Dec-20		
						Due Jan-21		
28	**TWC SDF COVID -19 Special Initiative**	**287,500.00**	-	140,161.56	131,333.56		131,333.56	**(8,828.00)**
	Jose R Ruiz 226127				-	Jul-20		Receivable balance
	Board Approval Date 06/01/2020				26,519.00	Aug-20 / pmt rcv'd Aug-20		that will be billed in
	Grant Period 06/08/20 - 06/30/21				46,110.05	Sep-20 /pmt rcv'd Sep20		January 2021
	Reporting Requirement - Mthly				37,443.83	Oct-20 / pmt rcv'd Oct-20		
					12,116.84	Nov-20 / pmt rcv'd Nov-20		
					9,143.84	Dec-20 / pmt rcv'd Dec-20		
						Due Jan-21		
29	**TWC Skills 28**	**332,042.00**	-	158,409.72	156,861.44		156,861.44	**(1,548.28)**
	Leonel Garcia 226128							Receivable balance
	Board Approval Date				504.00	Apr-20 / pmt rcv'd Apr-20		that will be billed in
	Grant Period 03/09/20 - 08/31/21				6,411.38	May-20 / pmt rcv'd May -20		January 2021
	Reporting Requirement - Mthly				26,970.06	Jun-20 / pmt rcv'd Jun-20		
					19,188.99	Jul-20 / pmt rcv'd Jul-20		
					11,236.08	Aug-20 / pmt rcv'd Aug-20		
					16,380.61	Sep-20 /pmt rcv'd Sep20		
					15,390.47	Oct-20 / pmt rcv'd Oct-20		
					7,134.95	Nov-20 / pmt rcv'd Nov-20		
					53,644.90	Dec-20 / pmt rcv'd Dec-20		
						Due Jan-21		

Summary of Grant Revenues and Expenditures

Fiscal Year 2020-2021

As of December 31, 2020

No.	Grant Name/Project Manager	Grant Budget	Advance Amount	Total Expenditures	Amount Requested	Report (s) submitted/ Payment Received	Amount Received	Amount Received Over / (Under) Expenditures
30	**2018 College Readiness and Success - Completion Funds**	**175,088.00**	122,897.00	61,257.23	122,897.00		122,897.00	**61,639.77**
	Florinda Rodriguez 226234							
	Board Approval Date 08/28/18				66,638.00	Advance / pmt rcvd May-19		
	Grant Period 08/15/18 - 08/31/20				31,500.00	Advance / pmt rcvd May-20		
	Reporting Requirement- as requested by grantor				24,759.00	Advance / pmt rcvd Jun-20		
	No official program end date to use funds							
31	**Nursing Shortage Reduction Program**	**194,286.86**	194,286.86	194,216.41	194,286.86		194,286.86	**70.45**
	Jayson Valerio 226400							
	Board Approval Date: 11/28/17							
	Grant Period 09/01/17 - 8/31/21				194,286.86	Advance / pmt rcvd Feb-18		
	Reporting Requirement- Annual					Annual report due September 2019		
32	**Nursing Shortage Reduction Program**	**504,544.87**	504,544.87	134,424.65	504,544.87		504,544.87	**370,120.22**
	Jayson Valerio 226401							
	Board Approval Date: 05/29/18				112,562.00	Advance / pmt rcvd Aug-18		
	Grant Period 05/01/18 - 4/30/22				112,543.00	Advance / pmt rcvd Sep-18		
	Reporting Requirement- Annual				(129,869.00)	Refund sent Nov-19		
					409,308.87	Advance / pmt rcvd Jan-20		
						Annual report due September 2019*		
						Off-cycle report requested for 12/20/19		
33	**Nursing Shortage Reduction Program**	**84,626.50**	84,626.50	-	84,626.50		84,626.50	**84,626.50**
	Jayson Valerio 226402							
	Board Approval Date: 11/26/19							
	Grant Period 10/09/19 - 10/08/24				84,626.50	Advance / pmt rcvd Nov-19		
	Reporting Requirement- Annual							
	Total State Grants	***3,381,803.23***	***1,104,143.23***	***1,748,487.68***	***2,347,886.17***		***2,339,910.10***	***591,422.42***
Local/Private Grants								
34	**City of McAllen Phase 24**	**260,000.00**	-	83,193.44	78,195.98		22,756.98	**(60,436.46)**
	Leonel Garcia 236016							Receivable balance
	Board Approval Date 10/27/20				22,756.98	Nov-20 / pmt rcv'd Dec-20		billed in December
	Grant Period 10/01/20 - 09/30/21				55,439.00	Dec-20 / pmt pending*		and that will be billed in
	Reporting Requirement- Mthly					Due Jan-21		January 2021
35	**Edinburg Economic Development Corporation**	**93,110.00**	91,381.08	91,416.73	93,110.00		93,110.00	**1,693.27**
	Leonel Garcia 236032							
	Board Approval Date 9/25/2018				1,728.92	Sep-19 / pmt rcv'd Sep-19		
	Grant Period 06/01/2019 - 05/31/2020				91,381.08	Advance / pmt rcv'd Sep-19		
	Reporting Requirement- Monthly							
	Extended 12/31/2020							

Summary of Grant Revenues and Expenditures

Fiscal Year 2020-2021

As of December 31, 2020

No.	Grant Name/Project Manager	Grant Budget	Advance Amount	Total Expenditures	Amount Requested	Report (s) submitted/ Payment Received	Amount Received	Amount Received Over / (Under) Expenditures
36	**Weslaco Economic Development Corporation**	**100,000.00**	-	58,859.95	58,859.95		38,139.95	**(20,720.00)**
	Leonel Garcia 236033							Receivable balance
	Board Approval Date 9/25/2018				504.00	Sep-19 / pmt rcv'd Oct-19		billed in December
	Grant Period 04/30/2019 - 04/30/2020				6,324.00	Oct-19 / pmt rcv'd Nov-19		
	Reporting Requirement- Monthly				1,120.00	Nov-19 / pmt rcv'd Nov-19		
					1,080.00	Dec-19 / pmt rcv'd Jan-20		
					-	Jan-20		
					-	Feb-20		
					-	Mar-20		
					-	Apr-20		
					3,205.95	May-20 / pmt rcv'd June-20		
					22,992.00	Jun-20 / pmt rcv'd Jun-20		
					-	Jul-20		
					1,440.00	Aug-20 / pmt rcv'd Sep -20		
					1,474.00	Sep-20 / pmt rcv'd Oct-20		
					20,720.00	Oct-20 / pmt pending*		
						Closed		
	Extended 9/30/2020							
37	**Workforce Solutions -RGV Partnership Short Term Trainir**	**40,000.00**	10,000.00	6,984.00	10,000.00		10,000.00	**3,016.00**
	Olivia De La Rosa 236035							
	Board Approval Date: 07/28/20				10,000.00	Advance / pmt rcvd Sep-20		
	Grant Period 08/03/20-08/31/21				-	Oct -20		
	Reporting Required- Monthly				-	Nov -20		
					-	Dec -20		
						Due Jan-21		
38	**Weslaco EDC FY21**	**75,000.00**	-	21,798.00	-		-	**(21,798.00)**
	Leonel Garcia 236036							Receivable balance
	Board Approval Date: 10/27/20				-	Oct -20		that will be billed in
	Grant Period 10/01/20-09/30/21				-	Nov -20		January 2021
	Reporting Required- End of Class				-	Dec-20		
						Due Jan-21		
39	**TexPREP Roma Independent School District**	**180,000.00**	171,344.03	164,240.79	180,000.00		180,000.00	**15,759.21**
	Rebecca De Leon 236040							
	Board Approval Date:				36,000.00	Jul-15 / pmt rcvd Jul-15		
	Grant Period 06/01/15-08/31/20				36,000.00	Jul-16 / pmt rcvd Jul-16		
	MOU-No Reporting Required				36,000.00	Apr-17 / pmt rcvd Apr-17		
					36,000.00	Jul-18 / pmt rcvd Jul-18		
					36,000.00	May-19 / pmt rcvd May-19		
						No Reporting Required		
	Extended: Ongoing agreement, no end date							
40	**TexPREP Weslaco Independent School District**	**90,000.00**	90,000.00	77,358.22	90,000.00		90,000.00	**12,641.78**
	Rebecca De Leon 236041							
	Board Approval Date:				9,000.00	Jun-16 / pmt rcvd Jun-16		
	Grant Period 02/17/16-08/31/20				18,000.00	Jun-17 / pmt rcvd Jun-17		
	MOU-No Reporting Required				27,000.00	Jun-18 / pmt rcvd Jun-18		
					36,000.00	Jun-19 / pmt rcvd Jun-19		
						No Reporting Required		
	Extended: Ongoing agreement, no end date							

Summary of Grant Revenues and Expenditures

Fiscal Year 2020-2021

As of December 31, 2020

No.	Grant Name/Project Manager	Grant Budget	Advance Amount	Total Expenditures	Amount Requested	Report (s) submitted/ Payment Received	Amount Received	Amount Received Over / (Under) Expenditures
41	**TexPREP PSJA Independent School District**	**136,200.00**	136,200.00	109,416.45	136,200.00		136,200.00	**26,783.55**
	Rebecca De Leon 236042							
	Board Approval Date:				28,200.00	Jul-16 / pmt rcvd Aug-16		
	Grant Period 02/17/16-08/31/20				36,000.00	May-17 / pmt rcvd May-17		
	MOU-No Reporting Required				36,000.00	Jul-18 / pmt rcvd Jul-18		
					36,000.00	Jun-19 / pmt rcvd Jun-19		
						No Reporting Required		
	Extended: Ongoing agreement, no end date							
42	**TexPREP Hidalgo Independent School District**	**108,000.00**	108,000.00	97,676.26	108,000.00		108,000.00	**10,323.74**
	Rebecca De Leon 236043							
	Board Approval Date:				36,000.00	Jul-17 / pmt rcvd July-17		
	Grant Period 05/01/17-08/31/20				36,000.00	Jun-17 / pmt rcvd Jul-18		
	MOU-No Reporting Required				36,000.00	May-19 / pmt rcvd May-19		
						No Reporting Required		
	Extended: Ongoing agreement, no end date							
43	**WFS STC Online Program Support Expansion Grant**	**164,610.00**	-	114,216.84	96,638.88		96,638.88	**(17,577.96)**
	Leonel O Garcia 236061							Receivable balance
	Board Approval Date: 06/23/20				12,000.00	Aug-20 / pmt rcv'd Sep-20		that will be billed in
	Grant Period 05/01/20-08/31/21				35,490.29	Sep-20 / pmt rcv'd Oct-20		January 2021
	Reporting Requirement- 10th each month				29,850.00	Oct-20 / pmt rcv'd Oct-20		
					3,708.23	Nov-20 / pmt rcv'd Nov-20		
					15,590.36	Dec-20 / pmt rcv'd Dec-20		
						Due Jan-21		
44	**Inventors and Entrepreneur Collaboration**	**2,500.00**	2,500.00	1,516.75	2,500.00		2,500.00	**983.25**
	Mario Reyna 236070							
	Board Approval Date: NA				2,500.00	Advance / pmt rcvd Mar-17		
	Grant Period 12/07/16- 12/31/21							
	Reporting Requirement- As requested					As Requested by Grantor		
45	**Child Care Quality Training - Conferences**	**10,000.00**	-	20,000.00	15,000.00		15,000.00	**(5,000.00)**
	Cecilia Villagran 236121				-	Apr-19		Receivable balance
	Board Approval Date: 01/29/2019				-	May-19		that will be billed in
	Grant Period 02/08/19- 12/31/19				2,500.00	Jun-19 / pmt rcvd Jul-19		January 2021
	Reporting Requirement- Monthly				-	Jul-19		
					2,500.00	Aug-19 / pmt rcvd Aug-19		
					-	Sep-19 to Nov-19		
					5,000.00	Dec-19 / pmt rcv'd Jan-20		
					-	Jan-20		
					-	Feb-20		
					-	Mar-20		
					-	Apr-20		
					-	May-20		
					-	Jun -20		
					-	Jul -20		
					-	Aug-20		
					-	Sep-20		
					-	Oct-20		
					5,000.00	Nov-20 / pmt rcv'd Dec-20		
					-	Dec-20		
						Due Jan-21		
	Extended : 12/31/20							

Summary of Grant Revenues and Expenditures

Fiscal Year 2020-2021

As of December 31, 2020

No.	Grant Name/Project Manager	Grant Budget	Advance Amount	Total Expenditures	Amount Requested	Report (s) submitted/ Payment Received	Amount Received	Amount Received Over / (Under) Expenditures
46	**Child Care Quality Training CDA**	**79,804.70**	-	42,844.05	42,844.05		42,844.05	-
	Veronica Rodriguez 236126				-	Apr-19 to Aug19		
	Board Approval Date: 01/29/2019				13,783.00	Sep-19 / pmt rcv'd Oct-19		
	Grant Period 02/08/19- 12/31/19				2,710.70	Oct-19 / pmt rcv'd Oct-19		
	Reporting Requirement- Monthly				10,336.00	Nov-19 / pmt rcv'd Nov-19		
					-	Dec-19		
					-	Jan-20		
					7,942.00	Feb-20 / pmt rcv'd Mar- 20		
					1,780.35	Mar -20 / pmt rcv'd Apr -20		
					6,292.00	Apr-20 / pmt rcv'd May-20		
					-	May -20		
					-	Jun -20		
					-	Jul -20		
					-	Aug-20		
					-	Sep-20		
					-	Oct-20		
					-	Nov-20		
					-	Dec-20		
						Due Jan-21		
	Extended: 9/30/21							
47	**Workforce Solutions High Demand Job Training Edinburg**	**73,260.00**	-	64,015.95	62,561.55		62,561.55	**(1,454.40)**
	Leonel Garcia 236134							Receivable balance
	Board Approval Date: 05/30/2019				-	Sep-19 to Nov-19		that will be billed in
	Grant Period 07/02/19- 04/30/20				12,499.82	Dec-19 / pmt rcv'd Jan-20		January 2021
	Reporting Requirement- Monthly				3,751.92	Jan-20 / pmt rcv'd Jan-20		
					7,468.93	Feb-20 / pmt rcv'd Feb-20		
					12,480.08	Mar-20 / pmt rcv'd Mar-20		
					6,516.09	Apr-20 / pmt rcv'd Apr-20		
					8,200.51	May-20 / pmt rcv'd May-20		
					4,729.81	Jun-20 / pmt rcv'd Jun-20		
					140.34	Jul-20 / pmt rcv'd Jul-20		
					312.80	Aug-20 / pmt rcv'd Aug-20		
					134.23	Sep-20 / pmt rcv'd Sep-20		
					6,327.02	Oct-20 / pmt rcv'd Oct-20		
					-	Nov-20		
					-	Dec-20		
						Due Jan-21		
	Extended: 12/31/20							
48	**Workforce Solutions High Demand Job Training Weslaco**	**24,058.00**	-	24,058.00	24,058.00		24,058.00	-
	Leonel Garcia 236135							
	Board Approval Date: 09/24/2019				-	Nov-19		
	Grant Period 05/23/19- 04/30/20				-	Dec-19		
	Reporting Requirement- Monthly				-	Jan-20		
					-	Feb-20		
					24,058.00	Mar-20 / pmt rcv'd Apr -20		
					-	Apr-20		
					-	May-20		
					-	Jun-20		
					-	Jul -20		
					-	Aug-20		
					-	Sep-20		
					-	Oct-20		
					-	Nov-20		
					-	Dec-20		
						Due Jan-21		
	Extended: 12/31/20							

Summary of Grant Revenues and Expenditures

Fiscal Year 2020-2021

As of December 31, 2020

No.	Grant Name/Project Manager	Grant Budget	Advance Amount	Total Expenditures	Amount Requested	Report (s) submitted/ Payment Received	Amount Received	Amount Received Over / (Under) Expenditures
49	**Adult Learner 360 Academy**	**40,000.00**	35,833.33	30,725.68	35,833.33		35,833.33	**5,107.65**
	Matthew S Hebbard 246022							
	Board Approval Date: 08/28/18				5,000.00	Advance / pmt rcvd Oct-18		
	Grant Period: 08/22/18-04/30/21				5,000.00	Advance / pmt rcvd Feb-19		
	Reporting Requirement- as requested by grantor				5,000.00	Advance / pmt rcvd May-19		
					5,000.00	Advance / pmt rcvd Oct-19		
					5,000.00	Advance / pmt rcvd Jan-20		
					833.33	Advance / pmt rcvd Mar-20		
					5,000.00	Advance / pmt rcvd Jun-20		
					5,000.00	Advance / pmt rcvd Oct-20		
50	**Truth Initiative Respiratory**	**19,371.00**	11,159.11	12,701.01	11,159.11		11,159.11	**(1,541.90)**
	Darcy Carpenter 246023							Receivable balance
	Board Approval Date: 01/29/19				4,842.75	Advance / pmt rcvd Feb-19		that will be billed
	Grant Period: 02/01/2019 - 06/30/2020				469.15	Advance / pmt rcvd Nov-19		January 2021
	Reporting Requirement - Qtrly				2,455.80	Advance / pmt rcvd Feb-20		
					3,391.41	Advance / pmt rcvd Jun-20		
						Due Jan-21		
	Extended: 12/31/20							
51	**Strengthening Guided Pathways**	**30,000.00**	30,000.00	-	30,000.00		30,000.00	**30,000.00**
	Christopher Nelson 246024							
	Board Approval Date: 06/25/19				30,000.00	Advance / pmt rcvd Aug-19		
	Grant Period: 06/01/2019 - 12/31/2020							
	Reporting Requirement -TBD							
	Extended: 08/31/2021							
52	**AT&T Aspire**	**101,570.00**	101,570.00	16,538.73	101,570.00		101,570.00	**85,031.27**
	Jose Moroles 246044							
	Board Approval Date: 08/27/19				101,570.00	Advance / pmt rcvd Aug-19		
	Grant Period: 09/01/2019 - 08/31/2020							
	Reporting Requirement -TBD							
	Extended: no cost extension to 11/30/2020							
53	**Rio South Texas ECDF**	**314,150.00**	-	213,713.93	194,667.76		117,544.93	**(96,169.00)**
	Leonel O. Garcia 246046							Receivable balance
	Board Approval Date: 05/22/20				1,298.13	July-20 / pmt rcv'd Aug-20		that was billed in
	Grant Period: 06/01/2020 - 06/15/2021				1,275.25	Aug-20 / pmt rcv'd Sep-20		December and that
	Reporting Requirement -Monthly & CMOPT Report				43,450.80	Sep-20 / pmt rcv'd Sep-20		will be billed in
					5,418.12	Oct-20 / pmt rcv'd Nov-20		January 2021
					66,102.63	Nov-20 / pmt rcv'd Dec-20		
					77,122.83	Dec-20 / pmt pending		
						Due Jan-21		
54	**Rio South Texas Destination Education**	**50,000.00**	-	12,500.00	12,500.00		12,000.00	**(500.00)**
	Miguel Carranza 246047							Receivable balance
	Board Approval Date: 06/23/20				-	Aug-20		that was billed in
	Grant Period: 06/01/2020 - 05/31/2021				3,500.00	Sep-20 / pmt rcv'd Sep-20		December and that
	Reporting Requirement -Monthly & CMOPT Report				1,500.00	Oct-20 / pmt rcv'd Nov-20		will be billed in
					7,000.00	Nov-20 / pmt rcv'd Dec-20		January 2021
					500.00	Dec-20 / pmt pending		
						Due Jan-21		

Summary of Grant Revenues and Expenditures

Fiscal Year 2020-2021

As of December 31, 2020

No.	Grant Name/Project Manager	Grant Budget	Advance Amount	Total Expenditures	Amount Requested	Report (s) submitted/ Payment Received	Amount Received	Amount Received Over / (Under) Expenditures
55	**GOOGLE IT Certificate Program** Saeed Molki 246048 Board Approval Date: 04/30/20 Grant Period: 08/01/2020 - 12/01/2020 Reporting Requirement: As Milestones are Met	**10,000.00**	10,000.00	9,728.78	10,000.00 6,500.00 3,500.00	 Advance / pmt rcv'd Oct-20 Nov-20 / pmt rcv'd Dec-20	10,000.00	**271.22**
56	**COVID-19 Emergency Aid Program** Miguel Carranza 246049 Board Approval Date: 10/27/20 Grant Period: 10/28/2020 - 04/30/2020 Reporting Requirement -TBD	**20,000.00**	10,000.00	-	10,000.00 10,000.00	 Advance / pmt rcv'd Nov-20	10,000.00	**10,000.00**
57	**BBVA Community Foundation Robotics** Leonel Garcia 246053 Board Approval Date: 10/27/20 Grant Period: 11/01/2020 - 10/31/2021 Reporting Requirement -TBD	**8,000.00**	8,000.00	7,232.00	8,000.00 8,000.00	 Advance / pmt rcv'd Nov-20	8,000.00	**768.00**
58	**Interagency Cooperation - University of Texas** Kelly Davis 246054 Board Approval Date: 01/28/20 Grant Period: 01/01/2020 - 08/31/2020 Reporting Requirement -Monthly Extended: no cost extension to 01/29/2021	**4,000.00**	-	2,367.65	4,000.00 4,000.00	 June-20 / pmt rcv'd Jul-20	4,000.00	**1,632.35**
59	**BBVA Foundation Advance Industrial Automation** Leonel O. Garcia 246064 Board Approval Date: 12/10/19 Grant Period: 11/01/2019 - 10/31/2020 Reporting Requirement - TBD	**5,000.00**	5,000.00	4,930.56	5,000.00 5,000.00	 Advance / pmt rcvd Nov-19	5,000.00	**69.44**
60	**Talent Hub Initiative** Matthew S. Hebbard 246078 Board Approval Date: 03/26/19 Grant Period: 06/30/2019 - 10/31/2020 Reporting Requirement - Annually	**35,000.00**	35,000.00	20,912.27	35,000.00 35,000.00	 Advance / pmt rcvd Aug-19 Report submitted November 15, 2019 As Requested by Grantor	35,000.00	**14,087.73**
61	**Communities Foundation of Texas -Data** David C Plummer 246079 Board Approval Date: 11/26/2019 Grant Period 01/31/2020 - 03/31/2021 Reporting Requirement - 03/31/2020 & 2/28/2021	**70,000.00**	70,000.00	33,000.00	70,000.00 50,000.00 20,000.00	 Advance / pmt rcvd Feb-20 Advance / pmt rcvd Jun-20	70,000.00	**37,000.00**

Summary of Grant Revenues and Expenditures

Fiscal Year 2020-2021

As of December 31, 2020

No.	Grant Name/Project Manager	Grant Budget	Advance Amount	Total Expenditures	Amount Requested	Report (s) submitted/ Payment Received	Amount Received	Amount Received Over / (Under) Expenditures
62	**Texas Communities Foundation (TRSDA donation)**	**2,000.00**	2,000.00	1,000.00	2,000.00		2,000.00	**1,000.00**
	Ali Esmaeili 246081							
	Board Approval Date:							
	Grant Period 02/28/18 - TBD				2,000.00	Advance / pmt rcvd Aug-18		
	Reporting Requirement - TBD							
63	**Community Health Project - Knapp Medical Center**	**50,000.00**	50,000.00	34,496.52	50,000.00		50,000.00	**15,503.48**
	Jayson Valerio 246136							
	Board Approval Date: 01/30/18				7,460.75	Advance / pmt rcvd Mar-18		
	Grant Period 03/19/18 - 03/18/21				7,460.75	Advance / pmt rcvd Jun-18		
	Reporting Requirement - Semi-annual				19,960.75	Advance / pmt rcvd Jan-19		
						Report submitted January 25, 2019		
					5,039.25	Advance / pmt rcvd Feb-19		
					5,039.25	Advance / pmt rcvd Jun-20		
					5,039.25	Advance / pmt rcvd Aug-20		
	Extended: 03/18/21							
64	**Texas Affordable Baccalaureate Medical and Health Scien**	**73,450.00**	73,450.00	66,629.61	73,450.00		73,450.00	**6,820.39**
	Kevin Peek 246141							
	Board Approval Date: 07/24/18				36,725.00	Advance/ pmt rcvd Oct-18		
	Grant Period 08/08/18 - 08/01/23				36,725.00	Advance/ pmt rcvd Sep-19		
	Reporting Requirement - Semi-annual							
	Reporting Requirement - TBD							
65	**TAB - BASOL / TMGT**	**67,733.00**	67,733.00	57,616.25	67,733.00		67,733.00	**10,116.75**
	Kevin Peek 246142							
	Board Approval Date: 01/29/19				33,866.50	Advance/ pmt rcvd Oct-18		
	Grant Period 02/06/19 - 01/01/24				33,866.50	Advance/ pmt rcvd Jun-20		
	Reporting Requirement - Due annually							
66	**TAB - UTRGV**	**40,064.40**	-	34,604.04	26,199.64		26,199.64	**(8,404.40)**
	Hanan Amro 246144							Receivable balance
	Board Approval Date:				-	Sep-19		that will be billed
	Grant Period 04/1/19 - 03/31/21				-	Oct-19		January 2021
	Reporting Requirement Monthly				-	Nov-19		
	Final Report Due - 03/31/2021				-	Dec-19		
					-	Jan-20		
					-	Feb-20		
					-	Mar-20		
					-	Apr-20		
					-	May-20		
					20,589.31	Jun-20 / pmt rcv'd Jun-20		
					1,186.96	Jul-20 / pmt rcv'd Jul-20		
					-	Aug-20		
					2,912.99	Sep-20 /pmt rcv'd Sep-20		
					1,510.38	Oct-20 /pmt rcv'd Oct-20		
					-	Nov-20		
					-	Dec-20		
						Due Jan-21		

Summary of Grant Revenues and Expenditures

Fiscal Year 2020-2021

As of December 31, 2020

No.	Grant Name/Project Manager	Grant Budget	Advance Amount	Total Expenditures	Amount Requested	Report (s) submitted/ Payment Received	Amount Received	Amount Received Over / (Under) Expenditures
67	**Catch the Next Dream Catchers Program**	**36,000.00**	36,000.00	34,834.78	36,000.00		36,000.00	**1,165.22**
	Margaretha Bischoff 246150-R23010							
	Mario Morin 246150-R21201				10,000.00	Advance / pmt rcvd Sep-17		
	Board Approval Date: 09/19/17				8,000.00	Advance / pmt rcvd Oct-17		
	Grant Period 07/01/17 - 06/30/18				10,000.00	Advance / pmt rcvd Sep-18		
	Reporting Requirement - TBD				8,000.00	Advance / pmt rcvd Jun-19		
						Closed		
	Extended: no cost extension to 6/30/19, then 9/1/19, final to 10/31/19							
	Total Local/Private Grants	***2,412,881.10***	***1,155,170.55***	***1,571,127.24***	***1,781,081.25***		***1,627,299.42***	***56,172.18***
	GRAND TOTAL	**22,785,167.31**	**2,881,145.93**	**9,324,963.24**	**10,334,491.06**		**9,675,553.58**	**350,590.34**

Note: This is not an all inclusive listing of STC's grants. Student specific grants are handled by Billings & Receivable Department and are not included on this list.

* Amount received in subsequent month (as of January 8, 2021).

Summary of Grant Revenues and Expenditures

Fiscal Year 2020-2021
As of December 31, 2020

Types of Grants	*No.*	Budget	Advance Amount	Expenditures	Amount Requested	Received	Amount Received Over / (Under) Expenditures
Federal Grants	21	16,990,482.98	621,832.15	6,005,348.32	6,205,523.64	5,708,344.06	(297,004.26)
State Grants	12	3,381,803.23	1,104,143.23	1,748,487.68	2,347,886.17	2,339,910.10	591,422.42
Local / Private Grants	34	2,412,881.10	1,155,170.55	1,571,127.24	1,781,081.25	1,627,299.42	56,172.18
Total	**67**	**22,785,167.31**	**2,881,145.93**	**9,324,963.24**	**10,334,491.06**	**9,675,553.58**	**350,590.34**

.

13

Summary of Bid Solicitations.

SOUTH TEXAS COLLEGE
SUMMARY OF SOLICITATIONS
FY 2020 - 2021

BID NUMBER	ITEM	ADVERTISING DATE	OPENING DATE	PROJECTED BOARD MONTH	AWARD DATE
20-21-1001	Property and Casualty Insurance	05/11/20 05/18/20	6/5/2020	July	7/28/2020
20-21-1002	Childcare Services	05/27/20 06/03/20	6/19/2020	July	7/28/2020
20-21-1003	Library Materials	06/10/20 06/17/20	6/25/2020	August	8/25/2020
20-21-1004	Purchase of Welding Supplies	06/24/20 07/01/20	7/9/2020	August	8/25/2020
20-21-1005	Glass, Plexiglass, and Installation	06/24/20 07/01/20	7/9/2020	August	8/25/2020
20-21-1006	Office Supplies	07/15/20 07/22/20	7/30/2020	August	8/25/2020
20-21-1007	Rebid - Primary Bank Depository Services	07/01/20 07/08/20	7/17/2020	October	10/27/2020
20-21-1008	HEP Grant Consultant	07/01/20 07/08/20	7/23/2020		No Responses
20-21-1009	Printing Projects	07/08/20 07/15/20	7/23/2020	August	8/25/2020
20-21-1010	Fire Training Vehicle Prop with Trailer	07/22/20 07/29/20	8/6/2020	September	9/22/2020
20-21-1011	Mobile Air Trailer	07/22/20 07/29/20	8/6/2020	September	9/22/2020
20-21-1012	Computer Lab Management Software	08/05/20 08/12/20	9/4/2020	November	11/24/2020
20-21-1013	Rebid - HEP Grant Consultant	08/05/20 08/12/20	9/4/2020		No Responses
20-21-1014	Beverage Products	08/12/20 08/19/20	9/1/2020	September	9/22/2020
20-21-1015	Financial Advisor and Continuing Disclosure Services	08/12/20 08/19/20	9/3/2020	October	Reject 10/27/2020
20-21-1016	Graduation Caps and Gowns	08/19/20 08/26/20	9/3/2020	October	10/27/2020

SOUTH TEXAS COLLEGE
SUMMARY OF SOLICITATIONS
FY 2020 - 2021

BID NUMBER	ITEM	ADVERTISING DATE	OPENING DATE	PROJECTED BOARD MONTH	AWARD DATE
20-21-1017	Rebid - Nursing and Allied Health Original Bldg A Analog to Digital Audio Visual Upgrade Phase I	09/30/20 10/07/20	10/15/2020	November	11/24/2020
20-21-1018	Pecan Campus Bldg G Physical Science Classroom Conversion	01/13/21 01/20/21	2/4/2021	March	
20-21-1019	Medium Duty Truck	11/04/20 11/11/20	11/19/2020	December	12/15/2020
20-21-1020	Statement of Qualifications for Structural Engineering Services - Nursing and Allied Health Campus East Building A Exterior Stairs Repair and Replacement	11/09/20 11/16/20	11/25/2020	January	
20-21-1021	Statement of Qualifications for Mechanical, Electrical, and Plumbing Engineering Services - Regional Center for Public Safety Excellence Additional Chiller Installation	11/09/20 11/16/20	11/25/2020	January	
20-21-1022	Rebid - HEP Grant Consultant	11/04/20 11/11/20	12/4/2020	January	
20-21-1023	Signs, Banners, and Related Products	11/04/20 11/11/20	11/19/2020	December	12/15/2020
20-21-1024	District Wide Deferred Maintenance of District Wide Roofs (Contractor)	01/27/21 02/03/21	2/11/2021	March	
20-21-1025	Statement of Qualifications for Financial Advisor and Continuing Disclosure Services	12/02/20 12/09/20	12/16/2020	February	
20-21-1026	Statement of Qualifications for Legal Services				Pending
20-21-1027	Marketing Services for Career and Technology Education Programs	01/20/21 01/27/21	2/4/2021	March	

Updated 1/15/21

14

Summary of Purchase Orders

SOUTH TEXAS COLLEGE
SUMMARY OF PURCHASE ORDERS NOT REQUIRING BOARD APPROVAL
AT $10,000 AND BELOW $50,000
DECEMBER 1, 2020 THROUGH DECEMBER 31, 2020

#	PO#	Type	Vendor	PO Date	Description	PO Total	City/State	Financial Manager/Department
1	P0122430	QO	Engineer Supply LLC	12/3/20	GeoMax Zoom 3D Indoor/Outdoor 3D Scanner	$ 10,910.25	Lynchburg, VA	Samantha Uriegas - Carl Perkins Grant Compliance
The two (2) 3D scanners will be used for student instruction in the Architectural & Engineering Design Technology program virtual reality labs. They will support emerging technologies, incorporated in virtual learning, and prepare students for industry expectations with work based learning initiatives. --This vendor has not been used in the past for this type of procurement.								
2	P0122509	COOP	Krueger International Inc	12/8/20	Pirouette Nesting Rectangular Tables 30" x 60" Qty: 17	$ 11,089.44	Green Bay, WI	Lynell Williams - Centers for Learning Excellence
The tables are necessary for the Pecan Campus Center for Learning Excellences students, faculty, and staff that visit for assistance and service. This type of table can be disinfected after each use to maintain a safe environment. --This vendor has been used in the past for this type of procurement.								
3	P0122532	SS	Hispanic Assn of Colleges & Universities	12/9/20	Annual Institutional Membership Renewal	$ 11,105.00	San Antonio, TX	David Plummer - Institutional Member
HACU promotes the development of member colleges and universities, improves access to and the quality of post-secondary educational opportunities for Hispanic students, and champions Hispanic success in higher education. Period: 01/2021 - 12/2021 --This vendor has been used in the past for this type of procurement.								
4	P0122473	TIPS	SHI Government Solutions Inc	12/7/20	Renew Annual Maintenance for two (2) Uninterrupted Power Supply (UPS)	$ 12,261.30	Austin, TX	Lucio Gonzalez - Systems and Networking
Information Technology requested to renew the 24-hour annual maintenance and support for two (2) UPS located at the Pecan Campus Building M Data Center. The UPS provides critical uptime connectivity for major systems such as Banner and Jagnet. Period: 1/11/21 - 1/10/22 --This vendor has been used in the past for this type of procurement.								
5	P0122582	RFQ	TriTech Tools Ltd	12/14/20	Fieldpiece Professional Job Link Kits Qty: 4 and Flow Hood Kits Qty: 4	$ 13,314.96	Mogadore, OH	Samantha Uriegas - Carl Perkins Grant Compliance
The Heating, Ventilation, Air Conditioning, and Refrigeration program requested to purchase this equipment for student instruction. Students will be trained with these automated controls which are required on the job as advanced technology in the industry. --This vendor has been used in the past for this type of procurement.								
6	P0122598	BB	JF Petroleum Group	12/14/20	Auto Comp Elite Brake Lathe Qty: 1	$ 13,544.63	Edinburg, TX	Roy Trevino - Automotive Technology
The Automotive Technology program requested to purchase a brake lathe with the latest technology for student instruction. It is crucial that students are trained using equipment that is currently available at dealerships and repair shops. In addition, the students are also training on how to handle and operate the equipment safely. --This vendor has been used in the past for this type of procurement.								
7	P0122609	SS	MyJoVE Corporation	12/15/20	Subscription Renewal for Digital Videos	$ 14,000.00	Cambridge, MA	Lisa Walters - Library Acquisition
The subscription renewal is needed to support the eSTC virtual campus with equal resources on-campus and online. It will include videos for the following course: Advanced Biology, Chemistry, Clinical Skills, Engineering, Environmental Science, Physics, Psychology, etc. Period: 01/01/21 - 12/31/21 -- This vendor has been used in the past for this type of procurement.								
8	P0122529	COOP	Discount School Supply	12/9/20	Instructional and Disinfection Supplies	$ 14,986.45	Monterey, CA	Veronica Rodriguez - Child Care & Development - Grant Restricted
The Mid Valley Campus Childcare Center - Department of Education grant has approved the purchase of instructional and disinfecting supplies for students attending the center. This will ensure that the child care program daily operations are in compliance with all the CDC guidelines. --This vendor has been used in the past for this type of procurement.								
9	P0122471	SS	Schindler Elevator Corp	12/7/20	Elevator Maintenance and Service Contract Renewal	$ 14,996.04	San Antonio, TX	Luis De La Garza - Mechanical System Maintenance
The contract is necessary for preventive maintenance services for elevators. This contract will include service to elevators at the Pecan (2), Nursing and Allied Health (1), and Mid Valley (2) campuses. Period: 11/01/20 - 10/31/21 --This vendor has been used in the past for this type of procurement.								
10	P0122597	SS	Webcheckout	12/14/20	Renew the Webcheckout Software Maintenance and Support	$ 15,950.00	Chicago, IL	Maria Evans - Educational Technologies
Webcheckout is used to control and monitor the Educational Technologies Department inventory that is checked out to faculty or installed in classrooms throughout the College district. Period: 1/1/21 - 12/31/21 --This vendor has been used in the past for this type of procurement.								

SOUTH TEXAS COLLEGE
SUMMARY OF PURCHASE ORDERS NOT REQUIRING BOARD APPROVAL
AT $10,000 AND BELOW $50,000
DECEMBER 1, 2020 THROUGH DECEMBER 31, 2020

#	PO#	Type	Vendor	PO Date	Description	PO Total	City/State	Financial Manager/Department
11	P0122611	RFQ	B&H Foto & Electronics Corp	12/15/20	Photo Phantom Drone with Mobile Station	$ 21,137.49	New York, NY	Samantha Uriegas - Carl Perkins Grant Compliance
The drone and controller kit will be used for student instruction in the Architectural & Engineering Design Technology program virtual reality labs. It will support emerging technologies, incorporated in virtual learning, and prepare career and technology students for industry expectations with work-based learning activities. --This vendor has been used in the past for this type of procurement.								
12	P0122454	SS	Everfi Inc	12/4/20	Annual Renewal of Employee Online Training Services	$ 23,400.00	Washington, DC	Laura Requena - Human Resources
This service includes employee training courses, applications, and services. The online harassment, discrimination, and diversity courses are required for all new and current employees. Period: 09/01/20 - 08/31/21 --This vendor has been used in the past for this type of procurement.								
13	P0122526	SS	LinkedIn Corporation	12/9/20	Annual Renewal for Lynda.com Online Training Services	$ 25,000.00	Sunnyvale, CA	Maria Evans - Educ Tech Maintenance & Replacement
The online learning tool is utilized by faculty and staff to learn business, software, technology, and other creative skills to achieve personal and professional goals. Period: 12/10/20 - 12/9/21 --This vendor has been used in the past for this type of procurement.								
14	P0122615	SS	Elsevier BV	12/15/20	Renew eBooks, Journals, and Backfile Subscriptions for ScienceDirect	$ 28,025.46	The Netherlands, XX	Lisa Walters - Library Acquisition
The online database subscription renewal is needed to support the academic programs and is accessed at all campuses. Period: 01/01/21 - 12/31/2021 --This vendor has been used in the past for this type of procurement.								
15	P0122601	SS	Admithub Inc	12/15/20	Enrollment Bot Software Subscription Annual Renewal	$ 43,500.00	Arlington, MA	Daniel Ramirez - Public Relations/Marketing
Renew the vendor-created and customized chatbot that serves as a virtual campus coach who embodies the collective knowledge and unique spirit of STC. The chatbot will be available to guide and nudge students through the enrollment process on the STC website, within Facebook, and via text message. Period: 1/10/21 - 1/9/22 --This vendor has been used in the past for this type of procurement.								

On June 28, 2016 the Board of Trustees approved revisions to Policy 5210: Purchasing. A report was requested by the Board of Trustees for the purchase orders, not requiring Board approval in the range of $10,000 and below $50,000 for their reference

SOUTH TEXAS
COLLEGE