# Financial Reports

## For October 31, 2020

**Board of Trustees**
**Board Meeting**
**November 24, 2020**

SOUTH TEXAS COLLEGE

CHECKS AND FINANCIAL REPORTS
As of October 31, 2020

# TABLE OF CONTENTS


1) Release of Checks for $25,000.00 - $125,000.00
Released Prior to Board Approval for October 2020.

2) Release of Checks for $125,000.00 and Above
Board of Trustees Approval Required for October 2020.

3) Release of Checks for $125,000.00 and Above
Released Prior to Board Approval for October 2020.

4) Release of Construction Fund Checks for October 2020.

5) Quarterly Investment Report and Money Market Accounts for October 2020.

6) Summary of Revenues for October 2020.

7) Summary of State Appropriations Revenue for October 2020.

8) Summary of Property Tax Revenue for October 2020.

9) Summary of Expenditures by Classification for October 2020.

10) Summary of Expenditures by Function for October 2020.

11) Summary of Auxiliary Fund Revenues and Expenditures for October 2020.

12) Summary of Grant Revenues and Expenditures for October 2020.

13) Summary of Bid Solicitations.

14) Summary of Purchase Orders.

Check Register for October 2020 SEPARTE COVER

# 1

## Release of Checks For $25,000.00 - $125,000.00 Released Prior to Board Approval.

**Release of Checks: Checks for $25,000 - $125,000**
**Released Prior To Board Approval**
**Approved by STC President and Vice President - FAS**
**As Authorized By Policy No. 5610**
**Period of October 01, 2020 to October 31, 2020**

| Check Date | Check No. | Vendor Name/Description | Amount |
|---|---|---|---|
| 10/15/2020 | !0017451 | Linebarger Goggan Blair & Sampson LLP<br>Delinquent tax attorney fees September 2020. | 65,763.64 |
| 10/1/2020 | 01154482 | Assessment Technologies Institute LLC<br>Registered nurse comprehensive assessment review program for Nursing and Allied Health students - third payment. | 34,540.00 |
| 10/1/2020 | 01154505 | Insight Public Sector Inc<br>Cisco smart net total care software support service and technical support for 1 year. | 97,057.04 |
| 10/1/2020 | 01154509 | Labster<br>Labster simulation software for biology students to use virtual labs that cannot be taught in class. License period is 08/24/20-08/20/21. | 26,550.00 |
| 10/1/2020 | 01154524 | SHI Government Solutions Inc<br>Maintenance renewal for thycotic secret server for the period of 09/02/20-09/01/21, acrobat professional licenses for the curriculum department, renewal of proof point software maintenance which is used to protect email users from malware, spam, and phishing attempts for the period of 09/30/20-09/30/21. | 55,954.00 |
| 10/1/2020 | 01154533 | Texas Association of Community Colleges<br>Membership fees for Texas Association of Community Colleges, mathematics pathways, and building assessment, which is an information resource for all matters relating to Texas community colleges for the period of September 2020-August 2021. | 79,155.00 |
| 10/1/2020 | 01154537 | TLC Total Lawn Care LLC<br>Lawn care maintenance. | 38,633.94 |
| 10/8/2020 | 01154556 | Ellucian Company LP<br>Maintain and renew advantage plus support upgrade for the period of 09/01/20-08/31/21. This is 24/7 support that protects against after-hour breakdowns, faster response time, and priority case escalation for the information technology department. | 29,396.00 |
| 10/8/2020 | 01154563 | Insight Public Sector Inc<br>Technical support and renewal of hardware for cisco smart net total care software support service for the period of 09/15/20-09/15/20. | 106,986.97 |
| 10/15/2020 | 01154603 | Campus Management Corp<br>Renewal of radius by campus management customer relationship management and application for the period of 09/24/20-09/28/21. This software is used to communicate with students about registration, payment deadlines, and other deadlines. | 50,727.50 |
| 10/15/2020 | 01154634 | Siemens Industry Inc<br>Heating, ventilation, and air conditioning automation service for the Pecan campus for the period of 09/01/20-08/31/21. This service is used to monitor and track air conditioning temperatures. | 43,248.78 |
| 10/15/2020 | 01154643 | TLC Total Lawn Care LLC<br>Lawn care maintenance. | 40,580.77 |
| 10/22/2020 | 01154682 | McAllen Multi Service<br>Mid Valley drainage improvements. | 71,793.40 |
| 10/29/2020 | 01154743 | IngMar Medical LLC<br>Purchase of a breathing simulator so the Nursing and Allied Health students have a more realistic training in pulmonary and respiration. | 84,067.00 |
| 10/29/2020 | 01154744 | Interact Communication Inc<br>Professional marketing services. | 86,050.74 |

**Release of Checks: Checks for $25,000 - $125,000**
**Released Prior To Board Approval**
**Approved by STC President and Vice President - FAS**
**As Authorized By Policy No. 5610**
**Period of October 01, 2020 to October 31, 2020**

| Check Date | Check No. | Vendor Name/Description | Amount |
|---|---|---|---|
| 10/29/2020 | 01154765 | Solid Border Inc<br>Renewal of InsightVM subscription for the period of 10/25/20-10/24/21. This is used to monitor vulnerabilities on the servers. | 33,742.12 |
| 10/29/2020 | 01154770 | TLC Total Lawn Care LLC<br>Lawn care maintenance. | 44,664.13 |
| 10/15/2020 | 17004140 | Noble Texas Builders LLC<br>Construction - Conversion of multiple areas at the Pecan campus building M. | 57,869.25 |
| 10/22/2020 | 17004143 | Noble Texas Builders LLC<br>Construction - Renovation of Mid Valley student services building F. | 65,418.90 |
| 10/8/2020 | 31009911 | VWR International LLC<br>Purchase of models and specimens for the biology department. | 30,228.59 |

**Board of Trustees Chair Approval**

**Date**

# 2

## Release of Checks For $125,000.00 and Above
## Board of Trustees Approval Required.

# Summary of Revenues

## Fiscal Year 2020 - 2021

## As of October 31, 2020

**17% of the Year Expired, 83% of the Year Remaining**

| Revenues | Original Budget | Revised Budget | Actual To Date | Projected Revenue | Variance Over / (Under) Budget | Percent (%) of Budget Received/Projected |
|---|---|---|---|---|---|---|
| Appropriations | $ 49,668,752 | $ 49,668,752 | $ 11,650,448 | 38,028,551 | $ 10,247 | 100.02% |
| Tuition - Academic | 26,696,844 | 26,696,844 | 13,144,114 | 13,582,566 | 29,836 | 100.11% |
| Tuition - CPWE [1] | 2,094,695 | 2,094,695 | 216,157 | 1,624,058 | (254,480) | 87.85% |
| Tuition - ITED [2] | 909,761 | 909,761 | 116,463 | 682,322 | (110,976) | 87.80% |
| Tuition - RCPSE [3] | - | - | 776 | - | 776 | 0.00% |
| Fees - Academic | 23,345,146 | 23,345,146 | 10,867,088 | 12,503,321 | 25,263 | 100.11% |
| Local Taxes | 49,306,802 | 49,306,802 | 1,684,917 | 47,621,885 | - | 100.00% |
| Other Revenues [4] | 6,366,179 | 6,366,179 | 1,308,730 | 6,113,151 | 1,055,702 | 116.58% |
| Carryover/Fund Allocation [5] | 10,005,908 | 10,005,908 | 10,005,908 | - | - | 100.00% |
| **Total Revenues** | **$ 168,394,087** | **$ 168,394,087** | **$ 48,994,601** | **$ 120,155,854** | **$ 756,368** | **100.45%** |

[1] CPWE - Continuing Professional and Workforce Education

[2] ITED - Industry Training and Economic Development

[3] RCPSE - Regional Center For Public Safety Excellence

[4] Other Revenues - Additional other Revenue is made up of $900,000 additional DC Reimbursement Cost for Fall and additional interest revenue based on actual investments

[5] Carryover/Fund Allocation - Includes only the carryover revenue spent

**Release of Checks: Checks For $125,000 and Above**
**Board of Trustees Approval Required**
**Board Meeting November 24, 2020**

| Vendor Name/Description | Amount | Financial Manager |
|---|---|---|
| None | | |

**South Texas College Board of Trustees Chair Approval**

**Date**

# 3

## Release of Checks For $125,000.00 and Above Released Prior to Board Approval.

**Release of Checks: Checks for $125,000 and Above**
**Released Prior To Board Approval**
**As Authorized By Policy No. 5610**
**Period of October 01, 2020 to October 31, 2020**

| Check Date | Check No. | Vendor Name/Description | Amount |
|---|---|---|---|
| 10/28/2020 | !0017460 | TSA Consulting Group Inc<br>Payroll liabilities | 160,503.58 |
| 10/15/2020 | 01154604 | Cavallo Energy Texas LLC<br>Utilities - Electricity | 253,029.13 |

**South Texas College Board of Trustees Chair Approval**

**Date**

# 4

## Release of Construction Fund Checks.

**Release of Construction Fund Checks: Checks For $125,000 and Above**
**Board of Trustees Approval Required**
**Board Meeting November 24, 2020**

| Vendor Name/Description | Check Amount | Financial Manager |
|---|---|---|
| Noble Texas Builders<br>Pecan building M renovations, Mid valley building F renovations | 136,519.28 | Dr. Shirley Reed |

11-12-2020

**Dir. of Facilities Planning & Construction** **Date**

11/19/20

**Vice President for Finance & Administrative Services** **Date**

**South Texas College Board of Trustees Chair Approval** **Date**

# 5

## Quarterly Investment Report and Money Market Accounts.

**Investment Report**
**Fiscal Year 2020-2021**
**For the Three Months Ending October 31, 2020 - Unaudited**

**Investment Position of the Entity as of October 31, 2020**

| Investment Type / Investment Provider | Rating | Fund | Account No. | Maturity Date | Term | Interest Rate ** | Beginning Market Value August 1, 2020 | Principal Additions & (Deductions) | Interest Earned | Ending Market Value October 31, 2020 |
|---|---|---|---|---|---|---|---|---|---|---|
| **Certificate of Deposit** | | | | | | | | | | |
| BBVA | | Endowment - A. De Los Santos | 6788211277 | 08/31/21 | 12 months | 0.2500% | $ 15,368.01 | $ (292.39) | $ 31.53 | $ 15,107.15 |
| BBVA | | Endowment - Futuro Brillante | 6721402310 | 08/31/21 | 12 months | 0.2500% | 203,673.22 | (3,889.79) | 417.46 | 200,200.89 |
| BBVA | | Endowment - Glen & Rita Roney | 6721403899 | 08/31/21 | 12 months | 0.2500% | 118,783.88 | (2,264.43) | 243.47 | 116,762.92 |
| BBVA | | Unrestricted - Operating #55 | 6771342823 | 03/02/21 | 21 months | 2.6600% | 5,166,506.54 | - | 34,716.74 | 5,201,223.28 |
| BBVA | | Unrestricted - Operating #56 | 6771342505 | 04/02/21 | 22 months | 2.6500% | 5,165,870.97 | - | 34,581.69 | 5,200,452.66 |
| BBVA | | Unrestricted - Operating #57 | 6771342211 | 05/03/21 | 23 months | 2.6400% | 5,165,235.45 | - | 34,446.65 | 5,199,682.10 |
| BBVA | | Unrestricted - Operating #59 | 6774353176 | 06/02/21 | 22 months | 2.0900% | 5,112,226.11 | - | 26,976.25 | 5,139,202.36 |
| BBVA | | Unrestricted - Operating #60 | 6774348075 | 07/02/21 | 23 months | 2.0700% | 3,066,486.49 | - | 16,027.19 | 3,082,513.68 |
| BBVA | | Unrestricted - Operating LT CD 5218 | 6788425218 | 04/15/22 | 19 months | 0.2500% | - | 4,000,000.00 | 1,424.78 | 4,001,424.78 |
| BBVA | | Unrestricted - Operating LT CD 7059 | 6788427059 | 05/16/22 | 20 months | 0.2500% | - | 4,000,000.00 | 1,424.78 | 4,001,424.78 |
| BBVA | | Unrestricted - Operating LT CD 7539 | 6788427539 | 06/15/22 | 21 months | 0.2500% | - | 4,000,000.00 | 1,424.78 | 4,001,424.78 |
| BTH Bank | | Unrestricted - Operating #52 | 8124945 | 09/02/20 | 18 months | 2.7200% | 3,116,541.62 | (3,123,973.62) | 7,432.00 | (0.00) |
| BTH Bank | | Construction - Operating #6 | 8124956 | 03/02/21 | 24 months | 2.7600% | 5,197,144.72 | - | 36,238.94 | 5,233,383.66 |
| Prosperity Bank | | Unrestricted - Operating #42 | 60050005907 | 08/03/20 | 23 months | 2.9400% | 5,285,133.20 | (5,286,002.26) | 869.06 | 0.00 |
| Prosperity Bank | | Unrestricted - Operating #43 | 60050005908 | 09/01/20 | 24 months | 2.9600% | 5,287,146.66 | (5,300,402.08) | 13,255.42 | 0.00 |
| Prosperity Bank | | Unrestricted - Operating #53 | 60050008375 | 08/03/20 | 17 months | 2.6600% | 4,151,709.26 | (4,152,327.41) | 618.15 | (0.00) |
| Prosperity Bank | | Unrestricted - Operating #54 | 60050008376 | 09/02/20 | 18 months | 2.6800% | 2,076,443.00 | (2,081,308.53) | 4,865.53 | (0.00) |
| East West Bank | | Unrestricted - Operating #44 | 172051044 | 10/01/20 | 24 months | 3.0600% | 10,558,257.81 | (10,612,388.47) | 54,130.66 | 0.00 |
| East West Bank | | Unrestricted - Operating #51 | 172536742 | 11/02/20 | 22 months | 2.7250% | 10,412,148.95 | - | 71,759.23 | 10,483,908.18 |
| East West Bank | | Unrestricted - Operating LT CD 3742 | 172983742 | 08/02/21 | 22 months | 1.8000% | 10,150,042.43 | - | 46,154.12 | 10,196,196.55 |
| East West Bank | | Unrestricted - Operating LT CD 5211 | 172795211 | 09/02/21 | 23 months | 1.7900% | 10,149,202.61 | - | 45,893.31 | 10,195,095.92 |
| East West Bank | | Unrestricted - Operating LT CD 2158 | 172982158 | 10/04/21 | 24 months | 1.7800% | 3,044,508.86 | - | 13,689.76 | 3,058,198.62 |
| East West Bank | | Unrestricted - Operating LT CD 1013 | 172681013 | 11/01/21 | 21 months | 1.6400% | 10,087,092.92 | - | 41,782.35 | 10,128,875.27 |
| East West Bank | | Unrestricted - Operating LT CD 9363 | 172879363 | 03/01/21 | 13 months | 1.6900% | 5,549,368.05 | - | 23,688.67 | 5,573,056.72 |
| East West Bank | | Construction - Operating LT CD 2683 | 172652683 | 10/04/21 | 24 months | 1.7800% | 3,044,508.86 | - | 13,689.76 | 3,058,198.62 |
| East West Bank | | Construction - Operating ST CD 9605 | 172839605 | 03/11/21 | 6 months | 0.2700% | - | 750,000.00 | 283.00 | 750,283.00 |
| East West Bank | | Unrestricted - Operating LT CD 1605 | 172571605 | 05/03/21 | 14 months | 1.5300% | 5,536,082.56 | - | 21,390.33 | 5,557,472.89 |
| East West Bank | | Unrestricted - Operating LT CD 7597 | 172007597 | 10/01/21 | 19 months | 1.4800% | 8,050,763.13 | - | 30,088.10 | 8,080,851.23 |
| East West Bank | | Unrestricted - Operating LT CD 8657 | 172518657 | 07/01/21 | 16 months | 1.5300% | 8,052,483.73 | - | 31,113.20 | 8,083,596.93 |
| East West Bank | | Unrestricted - Operating ST CD 6613 | 172066613 | 03/15/21 | 8 months | 0.3900% | 2,500,240.42 | - | 2,458.96 | 2,502,699.38 |
| East West Bank | | Unrestricted - Operating ST CD 4551 | 172404551 | 04/15/21 | 9 months | 0.3900% | 2,500,240.42 | - | 2,458.96 | 2,502,699.38 |
| East West Bank | | Unrestricted - Operating ST CD 8243 | 172258243 | 05/14/21 | 10 months | 0.3900% | 3,000,288.50 | - | 2,950.75 | 3,003,239.25 |
| East West Bank | | Interest & Sinking - ST CD 1438 | 172501438 | 01/29/21 | 5 months | 0.2700% | - | 3,000,000.00 | 1,132.00 | 3,001,132.00 |
| East West Bank | | Interest & Sinking - ST CD 2077 | 172542077 | 08/02/21 | 11 months | 0.2800% | - | 9,000,000.00 | 3,521.76 | 9,003,521.76 |
| East West Bank | | Construction - Operating ST CD 4340 | 172884340 | 04/20/21 | 6 months | 0.2700% | - | 4,000,000.00 | 355.08 | 4,000,355.08 |

## Investment Position of the Entity as of October 31, 2020

| Investment Type / Investment Provider | Rating | Fund | Account No. | Maturity Date | Term | Interest Rate ** | Beginning Market Value August 1, 2020 | Principal Additions & (Deductions) | Interest Earned | Ending Market Value October 31, 2020 |
|---|---|---|---|---|---|---|---|---|---|---|
| **Certificate of Deposit** | | | | | | | | | | |
| Bank OZK | | Unrestricted - Operating ST CD 1841 | 6901721841 | 04/01/21 | 10 months | 0.6010% | 5,006,495.97 | - | 7,575.43 | 5,014,071.40 |
| Bank OZK | | Unrestricted - Operating LT CD 1844 | 6901721844 | 06/01/21 | 12 months | 0.6010% | 5,006,495.97 | - | 7,575.43 | 5,014,071.40 |
| Bank OZK | | Unrestricted - Operating LT CD 1853 | 6901721853 | 03/01/22 | 21 months | 0.6810% | 8,011,780.05 | - | 13,740.10 | 8,025,520.15 |
| Bank OZK | | Unrestricted - Operating LT CD 7152 | 6901777152 | 06/15/22 | 21 months | 0.3500% | - | 5,000,000.00 | 2,375.63 | 5,002,375.63 |
| Bank OZK | | Unrestricted - Operating LT CD 7149 | 6901777149 | 05/18/22 | 20 months | 0.3300% | - | 5,000,000.00 | 2,305.75 | 5,002,305.75 |
| Bank OZK | | Unrestricted - Operating LT CD 7146 | 6901777146 | 04/19/22 | 19 months | 0.3200% | - | 5,000,000.00 | 2,235.87 | 5,002,235.87 |
| Bank OZK | | Construction - Operating LT CD 7044 | 6901777044 | 09/15/21 | 12 months | 0.3000% | - | 2,760,114.02 | 1,157.10 | 2,761,271.12 |
| Bank OZK | | Unrestricted - Operating ST CD 7934 | 6901787934 | 07/15/22 | 21 months | 0.2800% | - | 3,000,000.00 | 253.15 | 3,000,253.15 |
| Bank OZK | | Unrestricted - Operating LT CD 7943 | 6901787943 | 08/15/22 | 22 months | 0.2800% | - | 3,000,000.00 | 253.15 | 3,000,253.15 |
| Bank OZK | | Unrestricted - Operating LT CD 7946 | 6901787946 | 09/15/22 | 23 months | 0.2800% | - | 4,000,000.00 | 337.53 | 4,000,337.53 |
| Texas Regional Bank | | Unrestricted - Operating LT CD 1646 | 321646 | 06/15/22 | 21 months | 0.5000% | - | 1,000,000.00 | 698.63 | 1,000,698.63 |
| Texas Regional Bank | | Unrestricted - Operating LT CD 1638 | 321638 | 05/16/22 | 20 months | 0.4500% | - | 1,000,000.00 | 628.77 | 1,000,628.77 |
| Texas Regional Bank | | Unrestricted - Operating LT CD 1620 | 321620 | 04/15/22 | 19 months | 0.4500% | - | 1,000,000.00 | 628.77 | 1,000,628.77 |
| Texas Regional Bank | | Construction - Operating LT CD 1612 | 321612 | 09/15/21 | 12 months | 0.4000% | - | 1,000,000.00 | 558.91 | 1,000,558.91 |
| Texas Regional Bank | | Interest & Sinking - ST CD 1604 | 321604 | 07/30/21 | 11 months | 0.3800% | - | 1,000,000.00 | 530.96 | 1,000,530.96 |
| Allegiance Bank | | Unrestricted - Operating LT CD 6277 | 5000026277 | 10/14/22 | 24 months | 0.3000% | - | 2,000,000.00 | 180.82 | 2,000,180.82 |
| **Investment Pool** | | | | | | | | | | |
| TexPool* | AAAm | Interest & Sinking | 7942700002 | | | 0.1335% | 632,360.07 | - | 243.24 | 632,603.31 |
| TexPool* | AAAm | Construction - Operating Transfer | 7942700003 | | | 0.1335% | 10,979,974.04 | - | 4,223.91 | 10,984,197.95 |
| **Money Market** | | | | | | | | | | |
| NexBank | | Unrestricted - Operating #3 | 1513688 | | | 0.4500% | 30,224,585.70 | - | 35,583.65 | 30,260,169.35 |
| Veritex Bank | | Construction - Operating Transfer #2 | 5501198393 | | | 0.1800% | 10,547,349.27 | - | 5,604.07 | 10,552,953.34 |
| NexBank | | Interest & Sinking #2 | 1514660 | | | 0.4500% | 1,126,216.17 | - | 1,325.76 | 1,127,541.93 |
| **Total Investments at October 31, 2020** | | | | | | | **$ 213,298,755.62** | **$ 32,947,265.04** | **$ 709,551.05** | **$ 246,955,571.71** |

The difference between the beginning and ending market value is a result of accrued and earned interest and transfers to or from checking bank accounts and investment accounts.

## Interest Earned - August 1, 2020 through October 31, 2020

| Investment Type / Investment Provider | Rating | Fund | Account No. | Beginning Date | Maturity Date | Interest Rate | Interest Earned (1) August | September | October | Interest Earned For the Period of August 1, 2020 through October 31 2020 |
|---|---|---|---|---|---|---|---|---|---|---|
| **Certificate of Deposit** | | | | | | | | | | |
| BBVA | | Endowment - A. De Los Santos | 6788211277 | 09/01/20 | 08/31/21 | 0.2500% | $ 25.22 | $ 3.11 | $ 3.20 | $ 31.53 |
| BBVA | | Endowment - Futuro Brillante | 6721402310 | 09/01/20 | 08/31/21 | 0.2500% | 333.86 | 41.11 | 42.49 | 417.46 |
| BBVA | | Endowment - Glen & Rita Roney | 6721403899 | 09/01/20 | 08/31/21 | 0.2500% | 194.70 | 23.98 | 24.79 | 243.47 |
| BBVA | | Unrestricted - Operating #55 | 6771342823 | 05/09/19 | 03/02/21 | 2.6600% | 11,671.98 | 11,320.71 | 11,724.05 | 34,716.74 |
| BBVA | | Unrestricted - Operating #56 | 6771342505 | 05/09/19 | 04/02/21 | 2.6500% | 11,626.67 | 11,276.68 | 11,678.34 | 34,581.69 |
| BBVA | | Unrestricted - Operating #57 | 6771342211 | 05/09/19 | 05/03/21 | 2.6400% | 11,581.36 | 11,232.64 | 11,632.65 | 34,446.65 |
| BBVA | | Unrestricted - Operating #59 | 6774353176 | 07/11/19 | 06/02/21 | 2.0900% | 9,073.91 | 8,796.60 | 9,105.74 | 26,976.25 |
| BBVA | | Unrestricted - Operating #60 | 6774348075 | 07/11/19 | 07/02/21 | 2.0700% | 5,391.10 | 5,226.26 | 5,409.83 | 16,027.19 |
| BBVA | | Unrestricted - Operating LT CD 5218 | 6788425218 | 09/10/20 | 04/15/22 | 0.2500% | - | 575.34 | 849.44 | 1,424.78 |
| BBVA | | Unrestricted - Operating LT CD 7059 | 6788427059 | 09/10/20 | 05/16/22 | 0.2500% | - | 575.34 | 849.44 | 1,424.78 |
| BBVA | | Unrestricted - Operating LT CD 7539 | 6788427539 | 09/10/20 | 06/15/22 | 0.2500% | - | 575.34 | 849.44 | 1,424.78 |
| BTH Bank | | Unrestricted - Operating #52 | 8124945 | 03/08/19 | 9/2/2020 | 2.7200% | 7,199.64 | 232.36 | - | 7,432.00 |
| BTH Bank | | Construction - Operating #6 | 8124956 | 03/08/19 | 3/2/2021 | 2.7600% | 12,182.68 | 11,817.11 | 12,239.15 | 36,238.94 |
| Prosperity Bank | | Unrestricted - Operating #42 | 60050005907 | 09/11/18 | 08/03/20 | 2.9400% | 869.06 | - | - | 869.06 |
| Prosperity Bank | | Unrestricted - Operating #43 | 60050005908 | 09/11/18 | 09/01/20 | 2.9600% | 13,255.42 | - | - | 13,255.42 |
| Prosperity Bank | | Unrestricted - Operating #53 | 60050008375 | 03/08/19 | 08/03/20 | 2.6600% | 618.15 | - | - | 618.15 |
| Prosperity Bank | | Unrestricted - Operating #54 | 60050008376 | 03/08/19 | 09/02/20 | 2.6800% | 4,713.41 | 152.12 | - | 4,865.53 |
| East West Bank | | Unrestricted - Operating #44 | 172051044 | 10/23/18 | 10/01/20 | 3.0600% | 27,474.43 | 26,656.23 | - | 54,130.66 |
| East West Bank | | Unrestricted - Operating #51 | 172536742 | 02/07/19 | 11/02/20 | 2.7250% | 24,124.70 | 23,399.71 | 24,234.82 | 71,759.23 |
| East West Bank | | Unrestricted - Operating LT CD 3742 | 172983742 | 10/04/19 | 08/02/21 | 1.8000% | 15,528.55 | 15,050.24 | 15,575.33 | 46,154.12 |
| East West Bank | | Unrestricted - Operating LT CD 5211 | 172795211 | 10/04/19 | 09/02/21 | 1.7900% | 15,440.93 | 14,965.20 | 15,487.18 | 45,893.31 |
| East West Bank | | Unrestricted - Operating LT CD 2158 | 172982158 | 10/04/19 | 10/04/21 | 1.7800% | 4,605.99 | 4,464.06 | 4,619.71 | 13,689.76 |
| East West Bank | | Unrestricted - Operating LT CD 1013 | 172681013 | 01/21/20 | 11/01/21 | 1.6400% | 14,059.55 | 13,624.67 | 14,098.13 | 41,782.35 |
| East West Bank | | Unrestricted - Operating LT CD 9363 | 172879363 | 01/21/20 | 03/01/21 | 1.6900% | 7,970.78 | 7,724.56 | 7,993.33 | 23,688.67 |
| East West Bank | | Construction - Operating LT CD 2683 | 172652683 | 10/04/19 | 10/04/21 | 1.7800% | 4,605.99 | 4,464.06 | 4,619.71 | 13,689.76 |
| East West Bank | | Construction - Operating ST CD 9605 | 172839605 | 09/11/20 | 03/11/21 | 0.2700% | - | 110.97 | 172.03 | 283.00 |
| East West Bank | | Unrestricted - Operating LT CD 1605 | 172571605 | 02/27/20 | 05/03/21 | 1.5300% | 7,198.40 | 6,975.10 | 7,216.83 | 21,390.33 |
| East West Bank | | Unrestricted - Operating LT CD 7597 | 172007597 | 02/27/20 | 10/01/21 | 1.4800% | 10,125.85 | 9,811.33 | 10,150.92 | 30,088.10 |
| East West Bank | | Unrestricted - Operating LT CD 8657 | 172518657 | 02/27/20 | 07/01/21 | 1.5300% | 10,470.39 | 10,145.61 | 10,497.20 | 31,113.20 |
| East West Bank | | Unrestricted - Operating ST CD 6613 | 172066613 | 07/23/20 | 03/15/21 | 0.3900% | 828.29 | 801.84 | 828.83 | 2,458.96 |
| East West Bank | | Unrestricted - Operating ST CD 4551 | 172404551 | 07/23/20 | 04/15/21 | 0.3900% | 828.29 | 801.84 | 828.83 | 2,458.96 |
| East West Bank | | Unrestricted - Operating ST CD 8243 | 172258243 | 07/23/20 | 05/14/21 | 0.3900% | 993.96 | 962.20 | 994.59 | 2,950.75 |
| East West Bank | | Interest & Sinking - ST CD 1438 | 172501438 | 09/11/20 | 01/29/21 | 0.2700% | - | 443.87 | 688.13 | 1,132.00 |
| East West Bank | | Interest & Sinking - ST CD 2077 | 172542077 | 09/11/20 | 08/02/21 | 0.2800% | - | 1,380.92 | 2,140.84 | 3,521.76 |
| East West Bank | | Construction - Operating ST CD 4340 | 172884340 | 10/20/20 | 04/20/21 | 0.2700% | - | - | 355.08 | 355.08 |

## Interest Earned - August 1, 2020 through October 31, 2020

| Investment Type / Investment Provider | Rating | Fund | Account No. | Beginning Date | Maturity Date | Rate | Interest August | Interest September | Interest October | Interest Earned For the Period of August 1, 2020 through October 31, 2020 |
|---|---|---|---|---|---|---|---|---|---|---|
| **Certificate of Deposit** | | | | | | | | | | |
| Bank OZK | | Unrestricted - Operating ST CD 1841 | 6901721841 | 05/14/20 | 04/01/21 | 0.6010% | $ 2,551.30 | $ 2,470.25 | $ 2,553.88 | 7,575.43 |
| Bank OZK | | Unrestricted - Operating LT CD 1844 | 6901721844 | 05/14/20 | 06/01/21 | 0.6010% | 2,551.30 | 2,470.25 | 2,553.88 | 7,575.43 |
| Bank OZK | | Unrestricted - Operating LT CD 1853 | 6901721853 | 05/14/20 | 03/01/22 | 0.6810% | 4,627.17 | 4,480.46 | 4,632.47 | 13,740.10 |
| Bank OZK | | Unrestricted - Operating LT CD 7152 | 6901777152 | 09/11/20 | 06/15/22 | 0.3500% | - | 931.51 | 1,444.12 | 2,375.63 |
| Bank OZK | | Unrestricted - Operating LT CD 7149 | 6901777149 | 09/11/20 | 05/18/22 | 0.3300% | - | 904.11 | 1,401.64 | 2,305.75 |
| Bank OZK | | Unrestricted - Operating LT CD 7146 | 6901777146 | 09/11/20 | 04/19/22 | 0.3200% | - | 876.71 | 1,359.16 | 2,235.87 |
| Bank OZK | | Construction - Operating LT CD 7044 | 6901777044 | 09/11/20 | 09/15/21 | 0.3000% | - | 453.72 | 703.38 | 1,157.10 |
| Bank OZK | | Unrestricted - Operating ST CD 7934 | 6901787934 | 10/21/20 | 07/15/22 | 0.2800% | - | - | 253.15 | 253.15 |
| Bank OZK | | Unrestricted - Operating LT CD 7943 | 6901787943 | 10/21/20 | 08/15/22 | 0.2800% | - | - | 253.15 | 253.15 |
| Bank OZK | | Unrestricted - Operating LT CD 7946 | 6901787946 | 10/21/20 | 09/15/22 | 0.2800% | - | - | 337.53 | 337.53 |
| Texas Regional Bank | | Unrestricted - Operating LT CD 1646 | 321646 | 09/11/20 | 06/15/22 | 0.5000% | - | 273.97 | 424.66 | 698.63 |
| Texas Regional Bank | | Unrestricted - Operating LT CD 1638 | 321638 | 09/11/20 | 05/16/22 | 0.4500% | - | 246.58 | 382.19 | 628.77 |
| Texas Regional Bank | | Unrestricted - Operating LT CD 1620 | 321620 | 09/11/20 | 04/15/22 | 0.4500% | - | 246.58 | 382.19 | 628.77 |
| Texas Regional Bank | | Construction - Operating LT CD 1612 | 321612 | 09/11/20 | 09/15/21 | 0.4000% | - | 219.18 | 339.73 | 558.91 |
| Texas Regional Bank | | Interest & Sinking - ST CD 1604 | 321604 | 09/11/20 | 07/30/21 | 0.3800% | - | 208.22 | 322.74 | 530.96 |
| Allegiance Bank | | Unrestricted - Operating LT CD 6277 | 5000026277 | 10/21/20 | 10/14/22 | 0.3000% | - | - | 180.82 | 180.82 |
| **Investment Pool** | | | | | | | | | | |
| TexPool (2) | AAAm | Interest & Sinking | 7942700002 | | | 0.1335% | 94.99 | 76.59 | 71.66 | 243.24 |
| TexPool (2) | AAAm | Construction - Operating Transfer | 7942700003 | | | 0.1335% | 1,648.98 | 1,330.06 | 1,244.87 | 4,223.91 |
| **Money Market** | | | | | | | | | | |
| NexBank | | Unrestricted - Operating #3 | 1513688 | | | 0.4500% | 12,836.38 | 11,185.18 | 11,562.09 | 35,583.65 |
| Veritex Bank | | Construction - Operating Transfer #2 | 5501198393 | | | 0.1800% | 2,256.84 | 1,734.18 | 1,613.05 | 5,604.07 |
| NexBank | | Interest & Sinking #2 | 1514660 | | | 0.4500% | 478.27 | 416.71 | 430.78 | 1,325.76 |
| **Total Interest Earned - August 1, 2020 through October 31, 2020** | | | | | | | **$ 260,038.49** | **$ 232,155.37** | **$ 217,357.19** | **$ 709,551.05** |

(1) Includes Accrued Interest (2) Average Monthly Rate for TexPool

**BBVA - The depository funds are collateralized by the following:**

| | | |
|---|---|---|
| Irrevocable Standby Letter of Credit Number: 153391 - Expires at 5:00 p.m. Eastern Time, on April 22, 2021 | | |
| Federal Home Loan Bank of Atlanta at 1475 Peachtree Street N. E., Atlanta, Georgia 30309 | $ | 100,000,000.00 |
| FDIC - Checking Accounts | | 250,000.00 |
| FDIC - Certificate of Deposits | | 250,000.00 |
| **Total Collateral as of October 31, 2020** | **$** | **100,500,000.00** |

| | | |
|---|---|---|
| Checking Accounts | $ | 35,903,239.59 |
| Certificates of Deposit | | 36,159,419.38 |
| Total BBVA Account Balances | $ | 72,062,658.97 |
| 100% Collateral Required | $ | 72,062,658.97 |

**Bank OZK - The depository funds are collateralized by the following:**

| | | |
|---|---|---|
| Irrevocable Standby Letter of Credit Number: 10004782 - Expires on April 5, 2021 | | |
| Federal Home Loan Bank of Dallas at 8500 Freeport Parkway South, Suite 100, Irving, Texas 75063-2547 | | 5,050,000.00 |
| Irrevocable Standby Letter of Credit Number: 10004783 - Expires on June 3, 2021 | | |
| Federal Home Loan Bank of Dallas at 8500 Freeport Parkway South, Suite 100, Irving, Texas 75063-2547 | | 5,050,000.00 |
| Irrevocable Standby Letter of Credit Number: 10004784 - Expires on March 3, 2022 | | |
| Federal Home Loan Bank of Dallas at 8500 Freeport Parkway South, Suite 100, Irving, Texas 75063-2547 | | 8,150,000.00 |
| Irrevocable Standby Letter of Credit Number: 10006049 - Expires on September 17, 2021 | | |
| Federal Home Loan Bank of Dallas at 8500 Freeport Parkway South, Suite 100, Irving, Texas 75063-2547 | | 2,775,000.00 |
| Irrevocable Standby Letter of Credit Number: 10006050 - Expires on April 19, 2022 | | |
| Federal Home Loan Bank of Dallas at 8500 Freeport Parkway South, Suite 100, Irving, Texas 75063-2547 | | 5,030,000.00 |
| Irrevocable Standby Letter of Credit Number: 10006051 - Expires on May 18, 2022 | | |
| Federal Home Loan Bank of Dallas at 8500 Freeport Parkway South, Suite 100, Irving, Texas 75063-2547 | | 5,035,000.00 |
| Irrevocable Standby Letter of Credit Number: 10006052 - Expires on June 17, 2022 | | |
| Federal Home Loan Bank of Dallas at 8500 Freeport Parkway South, Suite 100, Irving, Texas 75063-2547 | | 5,040,000.00 |
| Irrevocable Standby Letter of Credit Number: 10006342 - Expires on July 18, 2022 | | |
| Federal Home Loan Bank of Dallas at 8500 Freeport Parkway South, Suite 100, Irving, Texas 75063-2547 | | 3,010,000.00 |
| Irrevocable Standby Letter of Credit Number: 10006343 - Expires on August 17, 2022 | | |
| Federal Home Loan Bank of Dallas at 8500 Freeport Parkway South, Suite 100, Irving, Texas 75063-2547 | | 3,010,000.00 |
| Irrevocable Standby Letter of Credit Number: 10006344 - Expires on September 19, 2022 | | |
| Federal Home Loan Bank of Dallas at 8500 Freeport Parkway South, Suite 100, Irving, Texas 75063-2547 | | 4,015,000.00 |
| | **$** | **46,165,000.00** |
| FDIC - Certificate of Deposits | | 250,000.00 |
| **Total Collateral as of October 31, 2020** | **$** | **46,415,000.00** |
| Total Bank OZK Account Balances | $ | 45,822,695.15 |
| 100% Collateral Required | $ | 45,822,695.15 |

**East West Bank - The depository funds are collateralized by the following:**

| | | |
|---|---|---|
| Irrevocable Letter of Credit Number: 2018-712 - Amendment 12. Expires on November 5, 2021 | | |
| Federal Home Loan Bank of San Francisco at 600 California Street, Suite 300, San Francisco, CA 94108 | | 106,062,159.00 |
| | **$** | **106,062,159.00** |
| FDIC - Certificate of Deposits | | 250,000.00 |
| **Total Collateral as of October 31, 2020** | **$** | **106,312,159.00** |
| Total East West Bank Account Balances | $ | 99,179,380.78 |
| 100% Collateral Required | $ | 99,179,380.78 |

**Texas Regional Bank - The depository funds are collateralized by the following:**

| | | |
|---|---|---|
| Custodial Letter of Credit Number: 20000780-6. Expires on June 10, 2021 | | |
| Federal Home Loan Bank of Dallas at 8500 Freeport Parkway South, Suite 600, Irving, Texas 75063-2547 | | 5,000,000.00 |
| | **$** | **5,000,000.00** |
| FDIC - Certificate of Deposits | | 250,000.00 |
| **Total Collateral as of October 31, 2020** | **$** | **5,250,000.00** |
| Texas Regional Bank Account Balances | $ | 5,003,046.04 |
| 100% Collateral Required | $ | 5,003,046.04 |

**Allegiance Bank - The depository funds are collateralized by the following:**

| | | |
|---|---|---|
| Irrevocable Standby Letter of Credit Number: 10006290 - Expires on October 21, 2022 | | |
| Federal Home Loan Bank of Dallas at 8500 Freeport Parkway South, Suite 100, Irving, Texas 75063-2547 | | 1,800,000.00 |
| | | **$ 1,800,000.00** |
| FDIC - Certificate of Deposits | | 250,000.00 |
| **Total Collateral as of October 31, 2020** | | **$ 2,050,000.00** |
| | Allegiance Bank Account Balances | $ 2,000,180.82 |
| | 100% Collateral Required | $ 2,000,180.82 |

**Veritex Bank - The depository funds are collateralized by the following:**

| | | |
|---|---|---|
| Irrevocable Standby Letter of Credit Number: 4854000131 - Amendment 2. Expires on March 15, 2021 | | |
| Federal Home Loan Bank of Dallas at 8500 Freeport Parkway South, Suite 100, Irving, Texas 75063-2547 | | 4,183,782.00 |
| Irrevocable Standby Letter of Credit Number: 4854000131 - Amendment 2. Expires on March 15, 2021 | | |
| Federal Home Loan Bank of Dallas at 8500 Freeport Parkway South, Suite 100, Irving, Texas 75063-2547 | | 3,835,000.00 |
| Irrevocable Standby Letter of Credit Number: 1463001173 - Amendment 3. Expires on May 4, 2021 | | |
| Federal Home Loan Bank of Dallas at 8500 Freeport Parkway South, Suite 100, Irving, Texas 75063-2547 | | 2,400,000.00 |
| | | **$ 10,418,782.00** |
| FDIC - Money Market | | 250,000.00 |
| **Total Collateral as of October 31, 2020** | | **$ 10,668,782.00** |
| | Total Veritex Bank Account Balances | $ 10,552,953.34 |
| | 100% Collateral Required | $ 10,552,953.34 |

**NexBank - The depository funds are 100% FDIC Insured, through a spread program:**

| | | |
|---|---|---|
| FDIC - Money Market Insured Cash Sweep | | 31,387,711.28 |
| **FDIC Insured as of October 31, 2020** | | **$ 31,387,711.28** |
| | Total NexBank Account Balances | $ 31,387,711.28 |
| | FDIC Insurance Required | $ 31,387,711.28 |

**BTH Bank - The depository funds are collateralized by the following:**

| Security Type | Cusip No. | Maturity Date | Coupon Rate | Face | Par | Book Value October 31, 2020 | Market Value October 31, 2020 |
|---|---|---|---|---|---|---|---|
| Silverton ISD-Bldg TX 28 | 828505DD6 | 2/15/2028 | 4.000% | 375,000.00 | 375,000.00 | 420,042.65 | 430,860.00 |
| Orange Cnty TX TX 28 | 684643HS1 | 3/1/2028 | 2.250% | 435,000.00 | 435,000.00 | 446,018.14 | 462,574.65 |
| Copperas Cove TX 28 | 217597WJ8 | 8/15/2028 | 2.250% | 270,000.00 | 270,000.00 | 272,500.48 | 273,996.00 |
| Ingleside ISD TX 28 | 457056JG5 | 8/15/2028 | 4.000% | 430,000.00 | 430,000.00 | 479,482.97 | 494,641.90 |
| Portland Util-Ref TX 28 | 736846FW1 | 9/1/2028 | 4.000% | 300,000.00 | 300,000.00 | 306,687.31 | 307,734.00 |
| Longview ISD-Ref TX 30 | 543264WR2 | 2/15/2030 | 4.000% | 1,000,000.00 | 1,000,000.00 | 1,078,135.08 | 1,162,220.00 |
| Lufkin ISD-Ref TX 31 | 549815ML9 | 8/15/2031 | 3.000% | 680,000.00 | 680,000.00 | 697,028.84 | 735,256.80 |
| Muenster ISD-B-Ref TX 31 | 624777GH5 | 8/15/2031 | 4.000% | 540,000.00 | 540,000.00 | 575,875.80 | 612,306.00 |
| Argyle ISD-B-Bldg TX 34 | 040319B95 | 8/15/2034 | 4.000% | 1,000,000.00 | 1,000,000.00 | 1,079,915.12 | 1,167,460.00 |
| Spring ISD-Ref TX 34 | 8500004V9 | 8/15/2034 | 4.000% | 1,000,000.00 | 1,000,000.00 | 1,066,440.82 | 1,159,610.00 |
| Boerne ISD-Bldg TX 35 | 097067LU4 | 2/1/2035 | 4.000% | 1,000,000.00 | 1,000,000.00 | 1,067,149.46 | 1,146,840.00 |
| Alvin ISD-Ref TX 35 | 022447E69 | 2/15/2035 | 4.000% | 1,000,000.00 | 1,000,000.00 | 1,048,532.16 | 1,155,460.00 |
| | | | | **$ 8,030,000.00** | **$ 8,030,000.00** | **$ 8,537,808.83** | **$ 9,108,959.35** |
| FDIC - Certificate of Deposits | | | | | | 250,000.00 | 250,000.00 |
| **Total Collateral as of October 31, 2020** | | | | | | **$ 8,787,808.83** | **$ 9,358,959.35** |
| | | | | Total BTH Bank Account Balances | | | $ 5,233,383.66 |
| | | | | 102% Collateral Required | | | $ 5,338,051.33 |

## Grand Total - Checking and Investment Account Balance

| | | |
|---|---|---|
| Checking Accounts | | |
| BBVA Checking | $ | 35,903,239.59 |
| Investment Accounts | | |
| BBVA | | 36,159,419.38 |
| Bank OZK | | 45,822,695.15 |
| East West Bank | | 99,179,380.78 |
| Texas Regional Bank | | 5,003,046.04 |
| Allegiance Bank | | 2,000,180.82 |
| Veritex Bank | | 10,552,953.34 |
| NexBank | | 31,387,711.28 |
| BTH Bank | | 5,233,383.66 |
| TexPool | | 11,616,801.26 |
| Total Investments | | 246,955,571.71 |
| Total Portfolio | $ | 282,858,811.30 |
| less TexPool | | (11,616,801.26) |
| Total Account Balance to be Collateralized | $ | 271,242,010.04 |

## Grand Total - Checking and Investment Account Collateral

| | | |
|---|---|---|
| 102% (100% LOC) Collateral Required | | |
| BBVA | | 72,062,658.97 |
| Bank OZK | | 45,822,695.15 |
| East West Bank | | 99,179,380.78 |
| Texas Regional Bank | | 5,003,046.04 |
| Allegiance Bank | | 2,000,180.82 |
| Veritex Bank | | 10,552,953.34 |
| NexBank (100% FDIC Insured) | | 31,387,711.28 |
| BTH Bank | | 5,338,051.33 |
| Total Collateral Required | $ | 271,346,677.72 |
| Collateral | | |
| BBVA | | 100,500,000.00 |
| Bank OZK | | 46,415,000.00 |
| East West Bank | | 106,312,159.00 |
| Texas Regional Bank | | 5,250,000.00 |
| Allegiance Bank | | 2,050,000.00 |
| Veritex Bank | | 10,668,782.00 |
| NexBank (100% FDIC Insured) | | 31,387,711.28 |
| BTH Bank | | 9,358,959.35 |
| Total Collateral | $ | 311,942,611.63 |

The College's investments are in compliance with:
(A) the investment strategy expressed in the College investment policy; and
(B) relevant provisions of Chapter 2256 of the Public Funds Investment Act.

The primary objective of all investments activity is the preservation of capital and the safety of principal in the overall portfolio in accordance with STC's Board approved Investment Policy. The depository bank paid the College the highest rate of interest possible at the time of investment and in accordance with the depository bank contract.

Maria G. Elizondo, Vice President for Finance and Administrative Services — November 24, 2020 Date

Myriam Lopez, Comptroller — November 24, 2020 Date

Paul R. Rodriguez, Board of Trustees, Designated Investment Officer — November 24, 2020 Date

South Texas College
Checking Accounts
For the Quarter Ending October 31, 2020

| Type of Deposit at BBVA | Fund | Checking No. | Interest Rate | Beginning Market Value August 1, 2020 | For The Quarter Ended October 31, 2020: Cash Receipts | Cash Disbursements | Transfers In / (Out) | Interest Earned | Accrued Interest | Ending Market Value * October 31, 2020 |
|---|---|---|---|---|---|---|---|---|---|---|
| Public Funds Interest Checking | Operating | 51015560 | 0.4000% | $ 13,997,208.93 | $ 96,834,062.30 | $ (101,061,023.29) | $(11,437,151.02) ( 1 ) | $ 17,999.08 | $ 7,772.21 | $ 9,796,019.23 |
| Public Funds Interest Checking | Operating Reserve** | 6734303834 | 0.0000% | 20,000,000.00 | $ - | - | - | - | - | 20,000,000.00 |
| Public Funds Interest Checking | Payroll | 51025558 | 0.4000% | 193,130.26 | 16,785,768.16 | (16,813,756.21) | - | 402.19 | 139.50 | 165,683.90 |
| Public Funds Interest Checking | Student | 41376536 | 0.4000% | 246,072.71 | 15,066,620.22 | (14,670,592.50) | - | 1,042.45 | 304.23 | 643,447.11 |
| Public Funds Interest Checking | Federal Draw Down | 51015544 | 0.4000% | (0.00) | 37,333,084.03 | (37,333,694.99) | - | 610.96 | 147.94 | 147.94 |
| Public Funds Interest Checking | Interest & Sinking - Bond 96, 02, 03, 04, 07, 10, 13, 14 & 15 | 51029782 | 0.4000% | 22,444,709.76 | 390,269.35 | (22,481,803.13) | (13,000,000.00) ( 2 ) | 6,732.42 | 95.88 | 360,004.28 |
| Public Funds Interest Checking | Construction - E&G Transfer | 51067625 | 0.4000% | 11,935,986.06 | 2,131,017.79 | (9,139,198.95) | (8,510,114.02) ( 3 ) | 7,600.58 | 2,531.65 | 4,937,937.13 |
| Treasury Management Analysis Checking (Zero Balance Account) | Special | 2530032925 | 0.0000% | - | 1,441,631.85 | (1,441,631.85) | - | - | | - |
| **Total Checking Accounts at October 31, 2020** | | | **0.3000%** | **$ 68,817,107.72** | **$ 169,982,453.70** | **$ (202,941,700.92)** | **$(32,947,265.04)** | **$ 34,387.68** | **$ 10,991.41** | **$ 35,903,239.59** |

* Ending Market Value reflect the BBVA available balance as of October 31, 2020 including accrued interest.

**Non-Interest Bearing Account to serve as the minimum monthly average balance in order for BBVA to waive bank fees.

(1) Transfers were made as follows:
a) Certificates of Deposit to Checking in August 2020
b) Certificates of Deposit to Checking in September 2020
c) Checking to Certificates of Deposit in September 2020
d) Certificate of Deposit to Checking in October 2020
e) Checking to Certificates of Deposit in October 2020

(2) Transfers were made as follows:
a) Checking to Certificates of Deposit in September 2020

(3) Transfers were made as follows:
a) Checking to Certificates of Deposit in September 2020
b) Checking to Certificate of Deposit in October 2020

South Texas College
Investment Reports
October 31, 2020

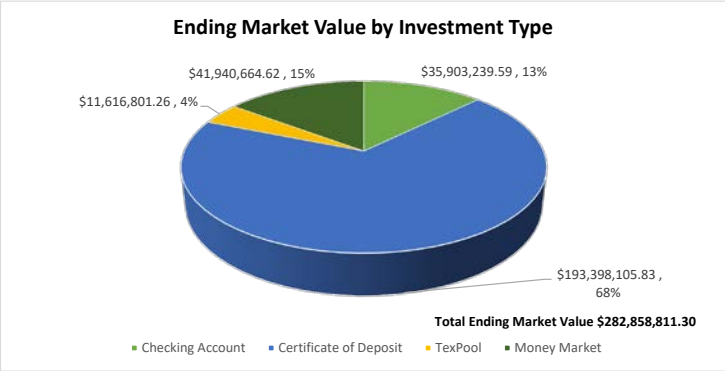


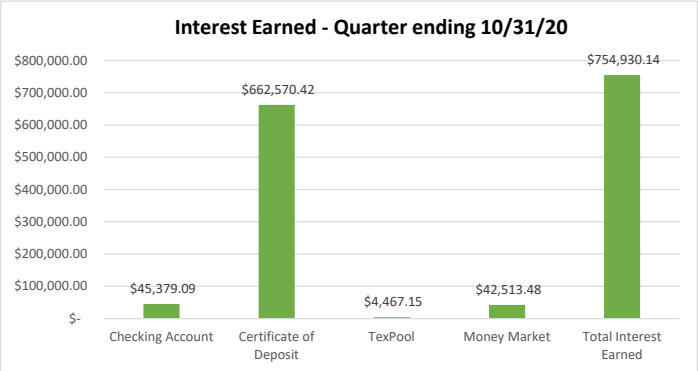


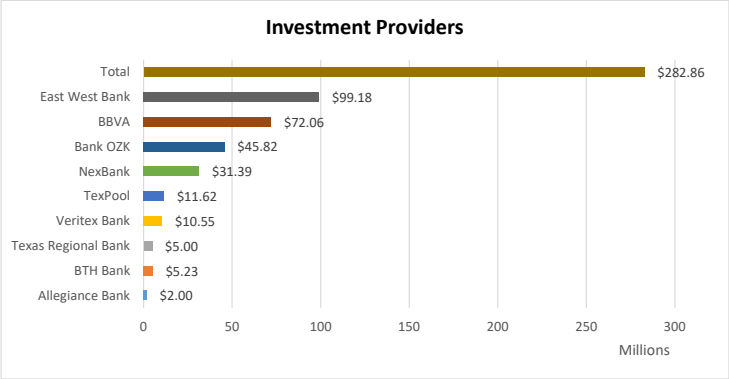


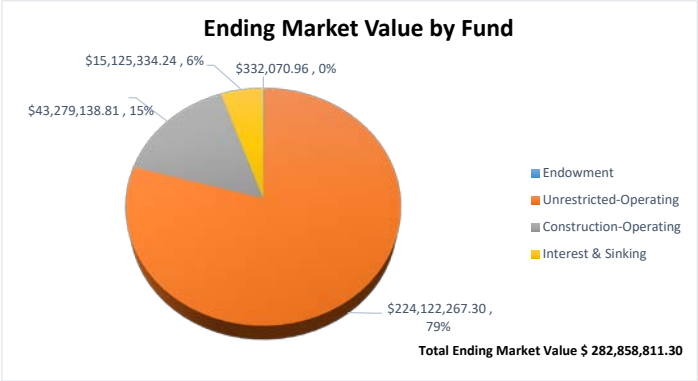


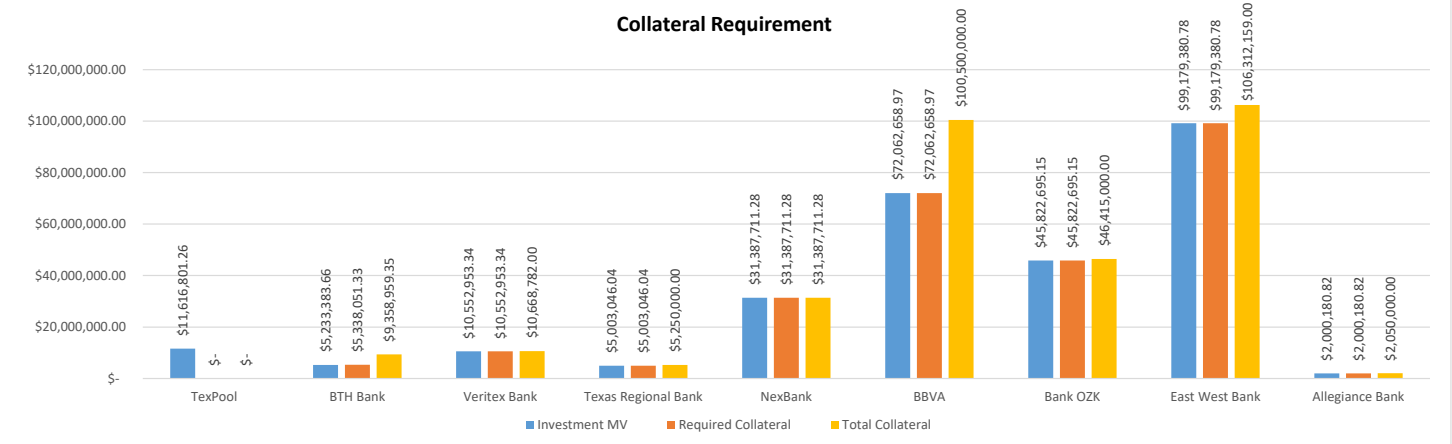

# 6

## Summary of Revenues.

# 7

## Summary of State Appropriations Revenue.

# Summary of State Appropriation Revenues
## Fiscal Year 2020 - 2021
## As of October 31, 2020

| | | Amount Received | | | | | | |
|---|---|---|---|---|---|---|---|---|
| | Budget | Academic Core/Contact Hour/ Student Success Formula Funding | Bachelor of Applied Technology Funding | Continuing Education Contact Hour Formula Funding | ITED Contact Hour Formula Funding | Total | % of Total | Variance Over/(Under) Budget* |
| **State Appropriation - Contact Hours** | | | | | | | | |
| Fiscal Year 2020 - 2021 | | | | | | | | |
| September 2020* | $ 4,554,581 | $ 4,818,658 | $ 156,912 | $ 76,280 | $ 10,074 | $ 5,061,924 | | $ 507,343 |
| October 2020* | 4,554,582 | 4,818,662 | 156,912 | 76,280 | 10,074 | 5,061,928 | | 507,346 |
| November 2020 | 3,605,712 | - | - | - | - | - | | (3,605,712) |
| December 2020 | 3,605,712 | - | - | - | - | - | | (3,605,712) |
| January 2021 | - | - | - | - | - | - | | - |
| February 2021 | - | - | - | - | - | - | | - |
| March 2021 | 3,605,711 | - | - | - | - | - | | (3,605,711) |
| April 2021 | 3,605,711 | - | - | - | - | - | | (3,605,711) |
| May 2021 | 3,605,711 | - | - | - | - | - | | (3,605,711) |
| June 2021 | 3,605,711 | - | - | - | - | - | | (3,605,711) |
| July 2021 | 3,605,711 | - | - | - | - | - | | (3,605,711) |
| August 2021 | 3,605,711 | - | - | - | - | - | | (3,605,711) |
| **Total State Appropriations - Contact Hours** | **$ 37,954,853** | **$ 9,637,320** | **$ 313,824** | **$ 152,560** | **$ 20,148** | **$ 10,123,852** | **86.90%** | **$ (27,831,001)** |
| **State Appropriation - Retirement/Medical** | | | | | | | | |
| Fiscal Year 2020 - 2021 | $ 11,713,899 | | | | | | | |
| September 2020 | | | | | | $ 761,011 | | |
| October 2020** | | | | | | 765,585 | | |
| **Total State Appropriations- Retirement/Medical** | **$ 11,713,899** | | | | | **$ 1,526,596** | **13.10%** | **$ (10,187,304)** |
| **State Special Appropriation** | | | | | | | | |
| Fiscal Year 2020 - 2021 | | | | | | | | |
| **Total Special Appropriations** | **$ -** | | | | | **$ -** | **0.00%** | **$ -** |
| **Total State Appropriations** | **$ 49,668,752** | | | | | **$ 11,650,448** | **100.00%** | **$ (38,018,304)** |

*Variance between budget and amount received is due to recoupment of funds provided to the College after FY 2021 budget was approved.
The College received recoupment of funds in the amount of $2,562 for the months of September to October.
**Medical Appropriations for October are estimated.

# 8

## Summary of Property Tax Revenue.

**South Texas College**
**Summary of Maintenance and Operations (M&O) and**
**Interest and Sinking (I&S) Property Tax Collections - Tax Levy 2020**
**Fiscal Year 2020 - 2021**
**As of September 30, 2020 - Unaudited**

## Property Taxable Assessed Valuation and Tax Levy

| | Hidalgo County | Starr County | Total |
|---|---|---|---|
| Taxable Assessed Valuation | $ 39,833,096,124.00 | $ 2,282,809,930.00 | $ 42,115,906,054.00 |
| Tax Levy Based on Tax Rate and TAV | | | |
| M & O $0.1400/$100 | $ 50,757,118.23 | $ 2,979,151.73 | $ 53,736,269.96 |
| I & S $0.0318/$100 | 11,529,116.85 | 676,693.04 | 12,205,809.89 |
| Total Tax Levy $0.1718/$100 | $ 62,286,235.08 | $ 3,655,844.77 | $ 65,942,079.85 |
| Elderly Tax Levy | 5,820,119.92 | 211,017.05 | 6,031,136.97 |
| Total Tax Levy as per Tax Roll $0.1718/$100* | $ 68,106,355.00 | $ 3,866,861.82 | $ 71,973,216.82 |

## Property Tax Levy Collections

| | 2020 Hidalgo County | % of Total |
|---|---|---|
| Total Tax Levy | $ 68,106,355.00 | - |
| Modifications to Levy | - | - |
| Total Tax Levy To Be Collected | $ 68,106,355.00 | 100.00% |
| Total Collections to Date | 968,238.55 | 1.42% |
| Unrealized Amount | $ 67,138,116.45 | 98.58% |

| | Starr County | % of Total |
|---|---|---|
| Total Tax Levy | $ 3,866,861.82 | - |
| Modifications to Levy | - | - |
| Total Tax Levy To Be Collected | $ 3,866,861.82 | 100.00% |
| Total Collections to Date | 619,831.75 | 16.03% |
| Less: Refunds | - | |
| Unrealized Amount | $ 3,247,030.07 | 83.97% |

| | Total Hidalgo and Starr | % of Total |
|---|---|---|
| Total Tax Levy To Be Collected | $ 71,973,216.82 | 100.00% |
| Total Collections to Date | 1,588,070.30 | 2.21% |
| Unrealized Amount | $ 70,385,146.52 | 97.79% |
| Total Collection - Levy, Penalty & Interest | $ 1,588,070.30 | |

## Collection, Appraisal, and Delinquent Tax Fees

| | Hidalgo County | Starr County | Total |
|---|---|---|---|
| Collection Fees Agreement*** | $ 103,212.00 | $ 165,102.26 | $ 268,314.26 |
| Collection Fees - Paid to Date | 17,202.00 | 26,141.46 | 43,343.46 |
| Collection Fees % of Total Levy | 0.15% | 2.86% | |
| Rendition Collection | 461.98 | - | 461.98 |
| Redemption | - | 6,353.37 | 6,353.37 |
| Appraisal Fees Agreement** | 649,780.00 | 111,265.26 | 761,045.26 |
| Appraisal Fees - Paid to Date | 216,593.33 | 37,088.43 | 253,681.76 |
| Appraisal Fees % of Total Levy | 0.95% | 2.88% | |
| Delinquent Tax Attorney Fees | $ 123,557.97 | $ 16,296.21 | $ 139,854.18 |

*Pending Tax Roll total for Hidalgo and Starr Counties
**Pending Levy 2020 Appraisal District Cost estimates from Hidalgo and Starr Counties
***Estimated Collection Fee for Starr County

# 9

## Summary of Expenditures by Classification.

# Summary of Expenditures by Classification

## Fiscal Year 2020 - 2021

## As of October 31, 2020

**17% of the Year Expired, 83% of the Year Remaining**

| Classification | Original Budget | Revised Budget | Actual To Date Expenditures / Transfers & Contingencies | Percent (%) Expended | Projected Expenditures | Available Balance | Percent (%) of Budget Expended/ Projected |
|---|---|---|---|---|---|---|---|
| Salaries | $ 95,603,721 | $ 95,603,721 | $ 15,109,429 | 15.80% | $ 80,264,456 | $ 229,836 | 99.76% |
| Benefits | 27,466,307 | 27,466,307 | 4,580,628 | 16.68% | $ 22,815,817 | 69,862 | 99.75% |
| Operating | 33,946,190 | 33,999,708 | 5,202,906 | 15.30% | $ 28,502,160 | 294,642 | 99.13% |
| Travel | 2,235,954 | 2,009,785 | 2,608 | 0.13% | $ 1,823,314 | 183,863 | 90.85% |
| Capital Outlay | 1,446,175 | 1,618,826 | 105,962 | 6.55% | $ 1,445,017 | 67,847 | 95.81% |
| Transfers | 5,695,740 | 5,695,740 | 2,000,000 | 35.11% | $ 3,695,740 | - | 100.00% |
| Contingencies | 2,000,000 | 2,000,000 | - | 0.00% | $ - | 2,000,000 | 0.00% |
| **Grand Total** | **$ 168,394,087** | **$ 168,394,087** | **$ 27,001,533** | **16.03%** | **$ 138,546,502** | **$ 2,846,052** | **98.31%** |

# 10

## Summary of Expenditures by Function.

**Summary of Expenditures by Function/Classification**
**Fiscal Year 2020 - 2021**
**As of October 31, 2020**
**17% of the Year Expired, 83% of the Year Remaining**

| Function/Classification | Original Budget | Revised Budget | Actual To Date Expenditures / Transfers & Contingencies | Percent (%) Expended | Encumbrances | Available Balance | Percent (%) of Budget Expended/ Encumbered |
|---|---|---|---|---|---|---|---|
| Salaries | $ 54,775,766 | $ 52,209,869 | $ 8,593,969 | 16.46% | $ 33,799,137 | $ 9,816,763 | 81.20% |
| Benefits | 15,553,000 | 14,781,469 | 2,334,621 | 15.79% | - | 12,446,848 | 15.79% |
| Operating | 8,445,170 | 5,188,190 | 1,338,082 | 25.79% | 602,917 | 3,247,191 | 37.41% |
| Travel | 1,149,324 | 906,318 | 863 | 0.10% | 37,988 | 867,467 | 4.29% |
| Capital Outlay | 663,421 | 309,050 | 16,231 | 5.25% | 13,505 | 279,314 | 9.62% |
| **Instruction** | **80,586,681** | **73,394,896** | **12,283,766** | **16.74%** | **34,453,547** | **26,657,583** | **63.68%** |
| | | | | | | | |
| Salaries | 593,196 | 570,184 | 41,067 | 7.20% | 109,400 | 419,717 | 26.39% |
| Benefits | 98,286 | 91,441 | 8,412 | 9.20% | - | 83,029 | 9.20% |
| Operating | 489,994 | 470,575 | 22,022 | 4.68% | 9,356 | 439,197 | 6.67% |
| Travel | 32,601 | 32,016 | - | 0.00% | - | 32,016 | 0.00% |
| Capital Outlay | 193,869 | 190,587 | - | 0.00% | 186,645 | 3,942 | 0.00% |
| **Public Service** | **1,407,946** | **1,354,803** | **71,501** | **5.28%** | **305,401** | **977,901** | **27.82%** |
| | | | | | | | |
| Salaries | 11,263,431 | 11,026,243 | 1,615,663 | 14.65% | 7,495,965 | 1,914,615 | 82.64% |
| Benefits | 3,121,126 | 3,058,727 | 514,289 | 16.81% | - | 2,544,438 | 16.81% |
| Operating | 3,363,656 | 3,077,607 | 382,504 | 12.43% | 626,143 | 2,068,960 | 32.77% |
| Travel | 398,741 | 353,809 | 52 | 0.01% | 4,017 | 349,740 | 1.15% |
| Capital Outlay | 282,738 | 384,069 | 89,731 | 23.36% | 67,982 | 226,356 | 41.06% |
| **Academic Support** | **18,429,692** | **17,900,455** | **2,602,239** | **14.54%** | **8,194,107** | **7,104,109** | **60.31%** |
| | | | | | | | |
| Salaries | 7,548,480 | 7,289,057 | 1,178,387 | 16.17% | 5,883,878 | 226,792 | 96.89% |
| Benefits | 2,272,002 | 2,195,684 | 403,436 | 18.37% | - | 1,792,248 | 18.37% |
| Operating | 1,426,610 | 1,200,308 | 209,738 | 17.47% | 186,947 | 803,623 | 33.05% |
| Travel | 238,616 | 227,596 | 682 | 0.30% | 2,379 | 224,535 | 1.34% |
| Capital Outlay | 36,646 | 18,000 | - | 0.00% | 13,375 | 4,625 | 74.31% |
| **Student Services** | **11,522,354** | **10,930,645** | **1,792,243** | **16.40%** | **6,086,579** | **3,051,823** | **72.08%** |

**Summary of Expenditures by Function/Classification**
**Fiscal Year 2020 - 2021**
**As of October 31, 2020**
**17% of the Year Expired, 83% of the Year Remaining**

| Function/Classification | Original Budget | Revised Budget | Actual To Date Expenditures / Transfers & Contingencies | Percent (%) Expended | Encumbrances | Available Balance | Percent (%) of Budget Expended/ Encumbered |
|---|---|---|---|---|---|---|---|
| Salaries | 11,327,152 | 14,769,664 | 2,147,641 | 14.54% | 10,438,648 | 2,183,375 | 85.22% |
| Benefits | 3,383,360 | 4,406,669 | 742,160 | 16.84% | - | 3,664,509 | 16.84% |
| Operating | 8,978,360 | 13,127,006 | 2,219,516 | 16.91% | 3,181,922 | 7,725,568 | 41.15% |
| Travel | 291,777 | 374,148 | 898 | 0.24% | 34,049 | 339,201 | 9.34% |
| Capital Outlay | 156,918 | 648,000 | - | 0.00% | - | 648,000 | 0.00% |
| **Institutional Support** | **24,137,567** | **33,325,487** | **5,110,215** | **15.33%** | **13,654,619** | **14,560,653** | **56.31%** |
| Salaries | 10,095,696 | 9,738,704 | 1,532,702 | 15.74% | 7,560,607 | 645,395 | 93.37% |
| Benefits | 3,038,533 | 2,932,317 | 577,710 | 19.70% | - | 2,354,607 | 19.70% |
| Operating | 11,242,400 | 10,936,022 | 1,031,044 | 9.43% | 5,564,790 | 4,340,188 | 60.31% |
| Travel | 124,895 | 115,898 | 113 | 0.10% | 4,000 | 111,785 | 3.55% |
| Capital Outlay | 112,583 | 69,120 | - | 0.00% | - | 69,120 | 0.00% |
| **Operation & Maint - Plant** | **24,614,107** | **23,792,061** | **3,141,569** | **13.20%** | **13,129,397** | **7,521,095** | **68.39%** |
| Operating | 5,695,740 | 5,695,740 | 2,000,000 | 35.11% | - | 3,695,740 | 35.11% |
| **Transfers** | **5,695,740** | **5,695,740** | **2,000,000** | **35.11%** | **-** | **3,695,740** | **35.11%** |
| Operating | 2,000,000 | 2,000,000 | - | 0.00% | - | 2,000,000 | 0.00% |
| **Contingencies** | **2,000,000** | **2,000,000** | **-** | **0.00%** | **-** | **2,000,000** | **0.00%** |
| **Grand Total** | **$ 168,394,087** | **$ 168,394,087** | **$ 27,001,533** | **16.03%** | **$ 75,823,650** | **$ 65,568,904** | **61.06%** |

# 11

## Summary of Auxiliary Fund Revenues and Expenditures.

## Summary of Auxiliary Fund
## Revenues and Expenditures
### Fiscal Year 2020-2021
### As of October 31, 2020

### Revenues

| | Original Budget | Revised Budget | Actual To Date | Variance Over / (Under) Budget |
|---|---|---|---|---|
| Bookstore | $ 400,000 | $ 400,000 | $ - | $ (400,000) |
| Food Service | 480,625 | 480,625 | 9,816 | (470,809) |
| Vending Machines | 120,000 | 120,000 | 6,690 | (113,310) |
| Student Copier | 1,000 | 1,000 | - | (1,000) |
| MV-Child Care & Development | 364,475 | 364,475 | 42,080 | (322,395) |
| Interest Income-Aux | 12,000 | 12,000 | 1,012 | (10,988) |
| Professional Dev Conferences | 80,000 | 80,000 | 1 | (79,999) |
| PSJA College for All STC Campus Tou | 275 | 275 | - | (275) |
| National Summit for Dual Credit Pro | - | 1,425 | 1,425 | - |
| General Conferences | 135,000 | 133,575 | - | (133,575) |
| AEDT Program Events | 3,184 | 3,184 | 1 | (3,183) |
| Art Gallery - Library Projects | 133 | 133 | - | (133) |
| Ballet Folklorico Dance Carryover | 38 | 38 | - | (38) |
| Ballet Folklorico Dance Company | 15,835 | 15,835 | 5 | (15,830) |
| Binational Innovation Conference | 1,775 | 1,775 | 1 | (1,774) |
| Career Expo | 1,526 | 1,526 | - | (1,526) |
| Child Dev. Conference Fall & Spring | 11,873 | 11,873 | 5,004 | (6,869) |
| Communication Arts Festival - AUX | 33 | 33 | - | (33) |
| Critical Thinking Conf - ADN/CHOC | 3,055 | 3,055 | 1 | (3,054) |
| Dr. Godinez Memorial Fund | 2,129 | 2,129 | 1 | (2,128) |
| Drama Theater | 6,788 | 6,788 | 2 | (6,786) |
| Non Public Fund | 688,299 | 688,299 | 215 | (688,084) |
| Professional Dev. Sponsorships | 4,641 | 4,641 | 2 | (4,639) |
| Philosophy Across the Americas | 963 | 963 | - | (963) |
| Science Olympiad/Planetarium-Aux | 4,271 | 4,271 | 1 | (4,270) |
| STC Black History Month - AUX | 18 | 18 | - | (18) |
| STC Future Heroes 5K Challenge | 2,045 | 2,045 | 1 | (2,044) |
| STC Student Assistance Micro-Grants | 100,000 | 100,000 | - | (100,000.00) |
| Student Activities & Wellness | 1,272,290 | 1,272,290 | 755,816 | (516,474) |
| Summit on College & Career Readiness | 10,484 | 10,484 | 3 | (10,481) |
| TASA Conference | 6 | 6 | - | (6) |
| ITED | 12,879 | 12,879 | 4 | (12,875) |
| Women's History Month - AUX | 286 | 286 | - | (286) |
| Women's Studies Human Rights | 218 | 218 | - | (218) |
| Women's Studies Sex Traffic Conf | 2,041 | 2,041 | 1 | (2,040) |
| Will'n In Weslaco | 537 | 537 | - | (537.00) |
| **Total Revenues** | **$ 3,738,722** | **$ 3,738,722** | **$ 822,082** | **$ (2,916,640)** |

## Summary of Auxiliary Fund
## Revenues and Expenditures
### Fiscal Year 2020-2021
### As of October 31, 2020

### Expenditures

| | Original Budget | Revised Budget | Actual To Date | Available Balance |
|---|---|---|---|---|
| Food Service | $ 480,625 | $ 480,625 | $ 28,335 | $ 452,290 |
| Student Copier | 27,356 | 27,356 | - | 27,356 |
| MV-Child Care & Development | 364,475 | 364,475 | 19,762 | 344,713 |
| Accreditation Auxiliary | 6,000 | 6,000 | - | 6,000 |
| Admin-Board of Trustees | 1,518 | 1,518 | - | 1,518 |
| Admin-Center for Learn Excellence | 482 | 482 | - | 482 |
| Admin-Enrollment Svc | 837 | 837 | - | 837 |
| Admin-Executive | 1,735 | 1,735 | 415 | 1,320 |
| Admin-Graduation | 14,214 | 14,214 | - | 14,214 |
| Admin-HR Employee Training &Recruit | 805 | 805 | - | 805 |
| Admin-Student Affairs | 1,445 | 1,445 | 106 | 1,339 |
| Admin-Valley Scholars | 1,000 | 1,000 | 38 | 962 |
| Admin-VP Academic Affairs | 3,229 | 3,229 | - | 3,229 |
| Admin-VP Finance & Admin Svcs | 3,229 | 3,229 | 79 | 3,150 |
| Admin-VP Info Svcs & Planning | 3,229 | 3,229 | - | 3,229 |
| Admin-VP Stud Svcs & Develop | 3,229 | 3,229 | - | 3,229 |
| Admin-Workforce Development | 1,182 | 1,182 | - | 1,182 |
| AEDT Program Events | 3,184 | 3,184 | - | 3,184 |
| Alumni and Friends | 1,205 | 1,205 | - | 1,205 |
| Art Gallery - Library Projects | 133 | 133 | - | 133 |
| Auxiliary Business Operations | 52,000 | 52,000 | 8,946 | 43,054 |
| Ballet Folklorico Dance Carryover | 38 | 38 | - | 38 |
| Ballet Folklorico Dance Company | 15,835 | 15,835 | - | 15,835 |
| Binational Innovation Conference | 1,775 | 1,775 | - | 1,775 |
| Career Expo | 1,526 | 1,526 | - | 1,526 |
| Child Dev. Conference Fall & Sprin | 11,873 | 11,873 | 2,500 | 9,373 |
| Communication Arts Festival - AUX | 33 | 33 | - | 33 |
| Community Engagement | 723 | 723 | - | 723 |
| CPWE - Auxiliary | 482 | 482 | - | 482 |
| Critical Thinking Conf - ADN/CHOC | 3,055 | 3,055 | - | 3,055 |
| Dr. Godinez Memorial Fund | 2,129 | 2,129 | - | 2,129 |
| Drama Theater | 6,788 | 6,788 | - | 6,788 |
| Empl Spouse/Depend Waiver | 148,488 | 148,488 | 74,493 | 73,995 |
| Employee Appreciation & Recognition | 1,205 | 1,205 | - | 1,205 |
| External Affairs | 963 | 963 | - | 963 |
| General Conferences | 135,000 | 133,575 | - | 133,575 |
| IME-BECAS Scholarship STC Matching | 2,200 | 2,200 | - | 2,200 |

***Continued……***

**Summary of Auxiliary Fund**
**Revenues and Expenditures**
**Fiscal Year 2020-2021**
**As of October 31, 2020**

## Expenditures

| | Original Budget | Revised Budget | Actual To Date | Available Balance |
|---|---|---|---|---|
| Institutional Grant | 1,300 | 1,300 | - | 1,300 |
| IS&P Focus Groups | 24 | 24 | - | 24 |
| Library Art Gallery Events | 603 | 603 | - | 603 |
| Library Events | 723 | 723 | 83 | 640 |
| Non Public Fund | 688,299 | 688,299 | 79,155 | 609,144 |
| Other Reserve | 194,945 | 194,945 | - | 194,945 |
| PR-College Events | 14,956 | 14,956 | 212 | 14,744 |
| Professional Dev Conferences | 80,000 | 80,000 | - | 80,000 |
| Professional Dev. Sponsorships | 4,641 | 4,641 | - | 4,641 |
| Philosophy Across the Americas | 963 | 963 | - | 963 |
| PSJA College for All STC Campus Tou | 275 | 275 | - | 275 |
| National Summit for Dual Credit Pro | - | 1,425 | - | 1,425 |
| RCPSE Trainings | 96 | 96 | - | 96 |
| Science Olympiad/Planetarium-Aux | 4,271 | 4,271 | - | 4,271 |
| Staff Devlpmt-College Wide | 25,000 | 25,000 | 29 | 24,971 |
| STC Black History Month - AUX | 18 | 18 | - | 18 |
| STC Future Heroes 5K Challenge | 2,045 | 2,045 | - | 2,045 |
| STC Student Assistance Micro-Grants | 100,000 | 100,000 | 61,517 | 38,483 |
| Stu Initiative-BA Prgm & Univ Rel | 1,000 | 1,000 | - | 1,000 |
| Student Affairs Trainings & Events | 10,597 | 10,597 | - | 10,597 |
| Student Activities & Wellness | 1,272,290 | 1,272,290 | 173,737 | 1,098,553 |
| Summit on College& Career Readiness | 10,484 | 10,484 | - | 10,484 |
| TASA Conference | 6 | 6 | - | 6 |
| TxDot Student Books | 2,000 | 2,000 | 836 | 1,164 |
| ITED | 12,879 | 12,879 | - | 12,879 |
| Victim Scholarship | 5,000 | 5,000 | - | 5,000 |
| Women's History Month - AUX | 286 | 286 | - | 286 |
| Women's Studies Human Rights | 218 | 218 | - | 218 |
| Women's Studies Sex Traffic Conf | 2,041 | 2,041 | - | 2,041 |
| Will'n In Weslaco | 537 | 537 | - | 537 |
| **Total Expenditures** | **$ 3,738,722** | **$ 3,738,722** | **$ 450,243** | **$ 3,288,479** |

# 12

## Summary of Grant Revenues and Expenditures.

# Summary of Grant Revenues and Expenditures

**Fiscal Year 2020-2021**

**As on October 31, 2020**

| No. | Grant Name/Project Manager | Grant Budget | Advance Amount | Total Expenditures | Amount Requested | Report (s) submitted/ Payment Received | Amount Received | Amount Received Over / (Under) Expenditures |
|---|---|---|---|---|---|---|---|---|
| *Federal Grants* | | | | | | | | |
| 1 | **High School Equivalency Program** | **371,430.00** | - | 81,954.35 | 79,458.82 | | 79,458.82 | **(2,495.53)** |
| | Elias Hernandez 216030 | | | | | | | Receivable balance |
| | Board Approval Date 08/27/19 | | | | 1,469.40 | Oct-19 / pmt rcv'd Oct-19 | | that will be billed in |
| | Grant Period 07/01/19-06/30/24 | | | | 1,986.75 | Nov-19 / pmt rcv'd Nov-19 | | November 2020 |
| | Reporting Requirement- Mthly | | | | 5,413.36 | Dec-19 / pmt rcv'd Jan-20 | | |
| | | | | | 5,366.95 | Jan-20 / pmt rcv'd Jan-20 | | |
| | | | | | 3,442.44 | Feb-20 / pmt rcv'd Feb-20 | | |
| | | | | | 7,611.61 | Mar-20 / pmt rcv'd Mar-20 | | |
| | | | | | 11,588.06 | Apr-20 / pmt rcv'd Apr-20 | | |
| | | | | | 5,708.05 | May-20 / pmt rcv'd May-20 | | |
| | | | | | 10,405.59 | Jun-20 / pmt rcv'd Jun-20 | | |
| | | | | | 4,125.73 | Jul-20 / pmt rcv'd Jul-20 | | |
| | | | | | 5,187.12 | Aug-20 / pmt rcv'd Aug-20 | | |
| | | | | | 10,991.63 | Sep-20 / pmt rcv'd Sep-20 | | |
| | | | | | 6,162.13 | Oct-20 / pmt rcv'd Oct-20 | | |
| | | | | | | Due Nov-20 | | |
| 2 | **National Science Foundation -Six S Academy** | **122,721.00** | - | 58,585.03 | 57,961.67 | | 57,961.67 | **(623.36)** |
| | Thomas M Ndolo 216031 | | | | | | | Receivable balance |
| | Board Approval Date 01/28/2020 | | | | 19,125.00 | May-20 / pmt rcv'd May-20 | | that will be billed in |
| | Grant Period 01/01/2020 - 12/31/2024 | | | | - | Jun-20 | | November 2020 |
| | Reporting Requirements - TBD | | | | 8,424.57 | Jul-20 / pmt rcv'd Jul-20 | | |
| | | | | | 16,246.53 | Aug-20 / pmt rcv'd Aug-20 | | |
| | | | | | 8,674.62 | Sep-20 / pmt rcv'd Sep-20 | | |
| | | | | | 5,490.95 | Oct-20 / pmt rcv'd Oct-20 | | |
| | | | | | | Due Nov-20 | | |
| 3 | **THECB Governor's GEER** | **537,084.00** | 537,084.00 | 537,014.00 | 537,084.00 | | 537,084.00 | **70.00** |
| | Miguel Carranza 216032 | | | | | | | |
| | Board Approval Date 09/22/2020 | | | | 537,084.00 | Advance / pmt rcv'd Sep -20 | | |
| | Grant Period 09/01/2020 - 08/31/2021 | | | | | | | |
| | Reporting Requirements - Monthly | | | | | | | |
| 4 | **Child Care & Adult Care Food Program FY21** | **58,946.55** | | 1,456.96 | - | | - | **(1,456.96)** |
| | Sylvia Serrano 216033 | | | | | | | Receivable balance |
| | Board Approval Date 09/22/2020 | | | | | Due Nov-20 | | that will be billed in |
| | Grant Period 10/01/2020 - 09/30/2021 | | | | | | | November 2020 |
| | Reporting Requirements - Monthly | | | | | | | |
| 5 | **Region One Adult Education & Literacy Grant** | **219,577.62** | | - | - | | - | **-** |
| | Chris Anzaldua 216034 | | | | | | | |
| | Board Approval Date 08/21/2020 | | | | | Due Nov-20 | | |
| | Grant Period 07/01/2020 - 06/30/2021 | | | | | | | |
| | Reporting Requirements - Monthly | | | | | | | |
| 6 | **TWC Accelerate Texas IV** | **499,895.00** | - | 429,693.98 | 417,455.55 | | 417,455.55 | **(12,238.43)** |
| | Elizabeth Hernandez 216043 | | | | | | | Receivable balance |
| | Board Approval Date 12/13/2018 | | | | 6,469.54 | Mar-19 / pmt rcvd Mar-19 | | that will be billed in |
| | Grant Period 01/01/2019 - 12/31/2020 | | | | 29,620.18 | Apr - 19 / pmt rcvd Apr-19 | | November 2020 |
| | Reporting Requirement - Monthly | | | | 24,838.38 | May-19 / pmt rcvd May-19 | | |
| | | | | | 20,806.07 | Jun-19/pmt rec'd Jun-19 | | |
| | | | | | 53,317.68 | Jul-19 /pmt rec'd Jul-19 | | |
| | | | | | 23,057.99 | Aug-19/pmt rec'd Aug-19 | | |
| | | | | | 36,759.42 | Sep-19 / pmt rec'd Sep-19 | | |
| | | | | | 34,451.63 | Oct-19 / pmt rec'd Oct-19 | | |
| | | | | | 27,514.14 | Nov-19 / pmt rcv'd Nov-19 | | |
| | | | | | 12,456.92 | Dec-19 / pmt rcv'd Jan-20 | | |
| | | | | | 12,457.74 | Jan-20 / pmt rcv'd Jan-20 | | |
| | | | | | 2,029.32 | Feb-20 / pmt rcv'd Feb-20 | | |
| | | | | | 6,723.69 | Mar -20 pmt rcv'd Mar 20 | | |
| | | | | | 663.53 | Apr-20 / pmt rcv'd Apr-20 | | |
| | | | | | 792.38 | May-20 / pmt rcv'd May-20 | | |
| | | | | | 52,112.43 | Jun-20 / pmt rcv'd Jun-20 | | |

# Summary of Grant Revenues and Expenditures

**Fiscal Year 2020-2021**

**As on October 31, 2020**

| No. | Grant Name/Project Manager | Grant Budget | Advance Amount | Total Expenditures | Amount Requested | Report (s) submitted/ Payment Received | Amount Received | Amount Received Over / (Under) Expenditures |
|---|---|---|---|---|---|---|---|---|
| | | | | | 23,923.15 | Jul-20 / pmt rcv'd Jul-20 | | |
| | | | | | 14,559.93 | Aug-20 / pmt rcv'd Aug-20 | | |
| | | | | | 24,912.74 | Sep-20 / pmt rcv'd Sep-20 | | |
| | | | | | 9,988.69 | Oct-20 / pmt rcv'd Oct-20 | | |
| | | | | | | Due Nov-20 | | |
| 7 | **WFS Apprenticeship Texas Expansion** | **173,472.00** | - | 178,383.50 | 178,383.50 | | 177,900.24 | **(483.26)** |
| | Leonel Garcia 216044 | | | | | | | Receivable balance |
| | Board Approval Date 12/13/2018 | | | | 7,831.60 | Jun-19 / pmt rec'd Jun-19 | | that was billed in |
| | Grant Period 01/16/2019 - 02/19/2020 | | | | 10,102.94 | Jul-19 / pmt rec'd Aug-19 | | October 2020 |
| | Reporting Requirement - Monthly & Quarterly | | | | 7,411.51 | Aug-19 / pmt rec'd Aug-19 | | |
| | | | | | 10,925.81 | Sep-19 / pmt rec'd Sep-19 | | |
| | | | | | 9,446.32 | Oct-19 / pmt rec'd Oct-19 | | |
| | | | | | 18,338.63 | Nov-19 / pmt rec'd Dec-19 | | |
| | | | | | 12,739.82 | Dec-19 / pmt rcv'd Jan-20 | | |
| | | | | | 4,601.78 | Jan-20 / pmt rcv'd Jan-20 | | |
| | | | | | 19,437.46 | Feb-20 / pmt rec'd Mar -20 | | |
| | | | | | 4,345.31 | Mar -20 pmt rcv'd Apr 20 | | |
| | | | | | 1,972.27 | May-20 / pmt rcv'd May-20 | | |
| | | | | | 34,032.62 | Jun-20 / pmt rcv'd Jun-20 | | |
| | | | | | 3,543.44 | Jul-20 / pmt rcv'd Jul-20 | | |
| | | | | | 3,319.40 | Aug-20 / pmt rcv'd Aug-20 | | |
| | | | | | 29,851.33 | Sep-20 / pmt rcv'd Sep-20 | | |
| | | | | | 483.26 | Oct-20 / pmt pending* | | |
| | | | | | | Due Nov-20 | | |
| | **Extended: until 01/31/21** | | | | | | | |
| 8 | **Explore! STEM FY20** | **17,279.81** | - | 12,974.92 | 12,974.92 | | - | **(12,974.92)** |
| | Leonel Garcia 216046 | | | | | | | Receivable balance |
| | Board Approval Date 06/23/2020 | | | | 12,974.92 | Oct-20 / pmt pending | | that was billed in |
| | Grant Period 03/20/2020 - 12/31/2020 | | | | | | | October 2020 |
| | Reporting Requirement - At End of Project | | | | | | | |
| 9 | **Developing Hispanic Serving Institutions Grant** | **585,315.00** | - | - | - | | - | **-** |
| | David Plummer 216047 | | | | | | | |
| | Board Approval Date 09/22/2020 | | | | | Due Nov-20 | | |
| | Grant Period 10/01/2020 - 09/30/2025 | | | | | | | |
| | Reporting Requirement - Monthly | | | | | | | |
| 10 | **TDA Child and Adult Care Food Program** | **57,351.98** | - | 24,926.20 | 24,926.20 | | 24,926.20 | **-** |
| | Sylvia Serrano 216050 | | | | | | | |
| | Board Approval Date 09/24/19 | | | | 5,240.75 | Nov-19 / pmt rcvd Nov-19 | | |
| | Grant Period 10/01/19-09/30/20 | | | | 4,057.71 | Dec-19 / pmt rcv'd Jan-20 | | |
| | Reporting Requirement- Mthly | | | | 2,125.31 | Jan-20 / pmt rcv'd Jan-20 | | |
| | | | | | 3,578.49 | Feb-20 / pmt rcv'd Feb-20 | | |
| | | | | | 5,007.73 | Mar-20 / pmt rcv'd Apr-20 | | |
| | | | | | 2,555.84 | Apr-20 / pmt rcv'd Apr-20 | | |
| | | | | | 486.96 | Sep-20 / pmt rcv'd Sep-20 | | |
| | | | | | 1,873.41 | Oct-20 / pmt rcv'd Oct-20 | | |
| | | | | | | Closed | | |

# Summary of Grant Revenues and Expenditures

**Fiscal Year 2020-2021**

**As on October 31, 2020**

| No. | Grant Name/Project Manager | Grant Budget | Advance Amount | Total Expenditures | Amount Requested | Report (s) submitted/ Payment Received | Amount Received | Amount Received Over / (Under) Expenditures |
|---|---|---|---|---|---|---|---|---|
| 11 | **Continuous Improvement Grant** | **80,000.00** | 80,000.00 | 43,996.08 | 80,000.00 | | 80,000.00 | **36,003.92** |
| | Juan Carlos Aguirre 216071 | | | | | | | |
| | Board Approval Date 10/27/15 | | | | 20,000.00 | Advance / pmt rcvd May-16 | | |
| | Grant Period 11/05/15-06/30/19 | | | | 10,000.00 | Advance / pmt rcvd Oct-16 | | |
| | Reporting Requirement- Upon Request | | | | 10,000.00 | Advance / pmt rcvd Apr-17 | | |
| | | | | | 10,000.00 | Advance / pmt rcvd Oct-17 | | |
| | | | | | 10,000.00 | Advance / pmt rcvd May-18 | | |
| | | | | | 10,000.00 | Advance / pmt rcvd Nov-18 | | |
| | | | | | 10,000.00 | Advance / pmt rcvd May-19 | | |
| | Extended: until activities completed | | | | | | | |
| 12 | **TWC Self Sufficiency Fund** | **140,860.00** | - | 96,826.20 | 94,828.39 | | 94,828.39 | **(1,997.81)** |
| | Elias Hernandez 216072 | | | | | | | Receivable balance |
| | Board Approval Date 05/30/2019 | | | | 784.66 | Jul-19 / pmt rcv'd Jul-19 | | that will be billed in |
| | Grant Period 04/03/2019-04/30/2020 | | | | 829.89 | Aug-19 / pmt rec'd Aug-19 | | November 2020 |
| | Reporting Requirement- Monthly | | | | 2,884.22 | Sep-19 / pmt rec'd Sep-19 | | |
| | | | | | 809.67 | Oct-19 / pmt rec'd Oct-19 | | |
| | | | | | 13,126.83 | Nov-19 / pmt rcv'd Nov-19 | | |
| | | | | | 15,336.79 | Dec-19 / pmt rcv'd Jan-20 | | |
| | | | | | 12,889.21 | Jan-20 / pmt rcv'd Jan-20 | | |
| | | | | | 6,536.25 | Feb-20 / pmt rcv'd Feb-20 | | |
| | | | | | 14,366.37 | Mar -20 pmt rcv'd Apr 20 | | |
| | | | | | 8,299.48 | Apr -20 pmt rcv'd Apr 20 | | |
| | | | | | 1,366.02 | May-20 / pmt rcv'd May-20 | | |
| | | | | | 4,841.37 | Jun-20 / pmt rcv'd Jun-20 | | |
| | | | | | 2,675.72 | Jul-20 / pmt rcv'd Jul-20 | | |
| | | | | | 4,213.20 | Aug-20 / pmt rcv'd Aug-20 | | |
| | | | | | 1,909.82 | Sep-20 / pmt rcv'd Sep-20 | | |
| | | | | | 3,958.89 | Oct-20 / pmt rcv'd Oct-20 | | |
| | | | | | | Due Nov-20 | | |
| | Extended: until 01/31/21 | | | | | | | |
| 13 | **Carl Perkins Leadership ACE - IT** | **196,020.00** | - | 48,374.22 | 47,120.35 | | 47,120.00 | **(1,254.22)** |
| | Rosemond Moore 216073 | | | | | | | Receivable balance |
| | Board Approval Date 07/23/2019 | | | | | | | that will be billed in |
| | Grant Period 09/01/2019-08/31/2021 | | | | - | Dec-19 | | December 2020 |
| | Reporting Requirement- Quarterly | | | | 450.00 | Mar-20 / pmt rcv'd May-20 | | |
| | | | | | 161.00 | Jun-20 / pmt rcv'd Jul-20 | | |
| | | | | | 46,509.35 | Sep-20 / pmt rcv'd Oct-20 | | |
| | | | | | | Due Dec-20 | | |
| 14 | **2019-2020 Perkins Reserve Pharr San Juan Alamo ISD** | **500,923.00** | - | 398,262.04 | 398,262.04 | | 398,262.04 | **-** |
| | Francisco Salinas 216074 | | | | | | | |
| | Board Approval Date 05/30/2019 | | | | - | Dec-19 | | |
| | Grant Period 07/01/2019-08/31/2020 | | | | 6,033.51 | Jan-20 / pmt rcv'd May-20 | | |
| | Reporting Requirement- Monthly | | | | 231,000.13 | Feb-20 / pmt rcv'd May-20 | | |
| | | | | | 43,551.61 | Mar -20 pmt rcv'd May-20 | | |
| | | | | | 17,871.39 | Apr -20 pmt rcv'd May-20 | | |
| | | | | | 27,301.42 | May-20 pmt rcv'd June-20 | | |
| | | | | | 42,335.69 | Jun-20 / pmt rcv'd Jun-20 | | |
| | | | | | 7,843.21 | Jul-20 / pmt rcv'd Aug-20 | | |
| | | | | | 3,212.51 | Aug-20 / pmt rcv'd Sep- 20 | | |
| | | | | | 19,112.57 | Sep-20 / pmt rcv'd Oct-20 | | |
| | | | | | | Closed | | |

# Summary of Grant Revenues and Expenditures

**Fiscal Year 2020-2021**

**As on October 31, 2020**

| No. | Grant Name/Project Manager | Grant Budget | Advance Amount | Total Expenditures | Amount Requested | Report (s) submitted/ Payment Received | Amount Received | Amount Received Over / (Under) Expenditures |
|---|---|---|---|---|---|---|---|---|
| 15 | **Carl Perkins Leadership DCCCD** | **10,025.00** | - | 631.34 | 631.34 | | - | **(631.34)** |
| | Ali Esmaeili 216075 | | | | | | | Receivable balance |
| | Board Approval Date: August 27, 2019 | | | | - | Jun-20 | | that was billed in |
| | Grant Period 05/08/20 - 08/31/21 | | | | - | Jul-20 | | September 2020 |
| | Reporting Requirement - Monthly | | | | - | Aug-20 | | |
| | | | | | 631.34 | Sep-20 / pmt pending * | | |
| | | | | | - | Oct-20 | | |
| | | | | | | Due Nov-20 | | |
| 16 | **Carl Perkins Basic 2020** | **2,082,963.00** | - | 2,066,552.60 | 2,066,552.00 | | 2,066,552.60 | **-** |
| | Samantha Uriegas 216083 | | | | | | | |
| | Board Approval Date 8/27/19 | | | | 233,980.00 | Dec-19 / pmt rcv'd Jan-20 | | |
| | Grant Period 09/01/19-08/31/20 | | | | 690,249.00 | Mar -20 pmt rcv'd Apr 20 | | |
| | Reporting Requirement-Qtrly | | | | 271,638.00 | Jun-20 / pmt rcv'd Jul-20 | | |
| | | | | | 870,685.00 | Sep-20 / pmt rcv'd Oct-20 | | |
| | | | | | | Closed | | |
| 17 | **Carl Perkins Basic 2021** | **1,805,785.00** | - | 128,952.89 | - | | - | **(128,952.89)** |
| | Samantha Uriegas 216084 | | | | | | | Receivable balance |
| | Board Approval Date 8/21/20 | | | | | | | that will billed in |
| | Grant Period 09/01/20-08/31/21 | | | | | Due Dec-20 | | December 2020 |
| | Reporting Requirement-Qtrly | | | | | | | |
| 18 | **Child Care Access Means Parents in School (CCAMPIS)** | **464,900.00** | - | 366,972.17 | 354,907.17 | | 354,907.17 | **(12,065.00)** |
| | Cecilia Villagran 216119 | | | | | | | Receivable balance |
| | Board Approval Date 10/24/17 | | | | 20,739.50 | Dec-18 / pmt rcvd Dec-18 | | that will be billed in |
| | Grant Period 10/01/18-09/30/22 | | | | 29,014.00 | Jan-19 / pmt rcvd Jan-19 | | November 2020 |
| | Reporting Requirement-Mthly | | | | 15,350.00 | Feb-19 / pmt rcvd Feb-19 | | |
| | | | | | - | Mar-19 | | |
| | | | | | 41,802.00 | Apr-19 / pmt rcvd Apr-19 | | |
| | | | | | 21,480.00 | May-19 / pmt rcvd May-19 | | |
| | | | | | 13,788.00 | Jun-19 / pmt rcv'd Jun-19 | | |
| | | | | | 12,468.00 | Jul-19 / pmt rcv'd Jul-19 | | |
| | | | | | 2,136.00 | Aug-19 / pmt rcv'd Aug-19 | | |
| | | | | | 11,204.00 | Sep-19 / pmt rcv'd Sep-19 | | |
| | | | | | 19,268.00 | Oct-19 / pmt rcv'd Oct-19 | | |
| | | | | | 21,476.00 | Nov-19 / pmt rcv'd Nov-19 | | |
| | | | | | - | Dec-19 | | |
| | | | | | 30,501.52 | Jan-20 / pmt rcv'd Jan-20 | | |
| | | | | | 17,538.00 | Feb-20 / pmt rcv'd Feb-20 | | |
| | | | | | 20,280.00 | Mar -20 / pmt rcv'd Mar-20 | | |
| | | | | | 50,407.40 | May-20 / pmt rcvd May-20 | | |
| | | | | | 4,000.00 | Jun-20 / pmt rcv'd Jun-20 | | |
| | | | | | - | Jul-20 | | |
| | | | | | - | Aug-20 | | |
| | | | | | - | Sep-20 | | |
| | | | | | 23,454.75 | Oct-20 / pmt rcv'd Oct-20 | | |
| | | | | | | Due Nov-20 | | |
| 19 | **STC in Focus** | **2,683,797.00** | - | 2,681,331.86 | 2,681,331.86 | | 2,681,331.86 | **-** |
| | Yolanda Jaramillo 216160 | | | | | | | |
| | Board Approval Date 09/23/2014 | | | | - | Nov-14 | | |
| | Grant Period 10/01/14 - 09/30/19 | | | | - | Dec-14 | | |
| | Reporting Requirement-Mthly Federal Drawdowns | | | | - | Jan-15 | | |
| | | | | | 30,548.27 | Feb-15 | | |
| | | | | | 5,879.68 | Mar-15 / pmt rcvd Mar-15 | | |
| | | | | | 118,889.50 | Apr-15 / pmt rcvd May-15 | | |
| | | | | | - | May-15 | | |

# Summary of Grant Revenues and Expenditures

**Fiscal Year 2020-2021**

**As on October 31, 2020**

| No. | Grant Name/Project Manager | Grant Budget | Advance Amount | Total Expenditures | Amount Requested | Report (s) submitted/ Payment Received | Amount Received | Amount Received Over / (Under) Expenditures |
|---|---|---|---|---|---|---|---|---|
| | | | | | 9,953.29 | Jun-15 / pmt rcvd Jul-15 | | |
| | | | | | 5,618.28 | Jul-15 / pmt rcvd Jul-15 | | |
| | | | | | 8,124.15 | Aug-15 / pmt rcvd Aug-15 | | |
| | | | | | 174,405.97 | Sep-15 / pmt rcvd Sep-15 | | |
| | | | | | 12,500.47 | Oct-15 / pmt rcvd Oct-15 | | |
| | | | | | 13,852.55 | Nov-15 / pmt rcvd Dec-15 | | |
| | | | | | 14,060.89 | Dec-15 / pmt rcvd Dec-15 | | |
| | | | | | 11,483.45 | Jan-16 / pmt rcvd Feb-16 | | |
| | | | | | 19,933.82 | Feb-16 / pmt rcvd Mar-16 | | |
| | | | | | 13,418.19 | Mar-16 / pmt rcvd Mar-16 | | |
| | | | | | 11,014.76 | Apr-16 / pmt rcvd May-16 | | |
| | | | | | 11,014.87 | May-16 / pmt rcvd May-16 | | |
| | | | | | 112,378.90 | Jun-16 / pmt rcvd Jun-16 | | |
| | | | | | 24,342.12 | Jul-16 / pmt rcvd Jul-16 | | |
| | | | | | 13,586.48 | Aug-16 / pmt rcvd Aug-16 | | |
| | | | | | 13,301.58 | Sep-16 / pmt rcvd Sep-16 | | |
| | | | | | 36,451.03 | Oct-16 / pmt rcvd Oct-16 | | |
| | | | | | 33,986.01 | Nov-16 / pmt rcvd Nov-16 | | |
| | | | | | 21,138.08 | Dec-16 / pmt rcvd Dec-16 | | |
| | | | | | 44,895.71 | Jan-17 / pmt rcvd Jan-17 | | |
| | | | | | 20,998.35 | Feb-17 / pmt rcvd Feb-17 | | |
| | | | | | 21,129.31 | Mar-17 / pmt rcvd Mar-17 | | |
| | | | | | 21,129.79 | Apr-17 / pmt rcvd Apr-17 | | |
| | | | | | 21,129.38 | May-17 / pmt rcvd May-17 | | |
| | | | | | 40,467.88 | Jun-17 / pmt rcvd Jun-17 | | |
| | | | | | 96,226.51 | Jul-17 / pmt rcvd Jul-17 | | |
| | | | | | 71,192.65 | Aug-17 / pmt rcvd Aug-17 | | |
| | | | | | 93,216.37 | Sep-17 / pmt rcvd Sep-17 | | |
| | | | | | 167,961.77 | Oct-17 / pmt rcvd Oct-17 | | |
| | | | | | 13,844.73 | Nov-17 / pmt rcvd Nov-17 | | |
| | | | | | 98,659.22 | Dec-17 / pmt rcvd Dec-17 | | |
| | | | | | 45,954.36 | Jan-18 / pmt rcvd Jan-18 | | |
| | | | | | 152,060.21 | Feb-18 / pmt rcvd Feb-18 | | |
| | | | | | 49,937.67 | Mar-18 / pmt rcvd Mar-18 | | |
| | | | | | 40,146.65 | Apr-18 / pmt rcvd Apr-18 | | |
| | | | | | 64,558.24 | May-18 / pmt rcvd May-18 | | |
| | | | | | 28,229.06 | Jun-18 / pmt rcvd Jun-18 | | |
| | | | | | 15,072.57 | Jul-18 / pmt rcvd Jul-18 | | |
| | | | | | 89,076.58 | Aug-18 / pmt rcvd Aug-18 | | |
| | | | | | 65,682.87 | Sep-18 / pmt rcvd Sep-18 | | |
| | | | | | 19,103.31 | Oct-18 / pmt rcvd Oct-18 | | |
| | | | | | 14,969.49 | Nov-18 / pmt rcvd Nov-18 | | |
| | | | | | 66,347.98 | Dec-18 / pmt rcvd Dec-18 | | |
| | | | | | 56,294.27 | Jan-19 / pmt rcvd Jan-19 | | |
| | | | | | 14,356.65 | Feb-19 / pmt rcvd Feb-19 | | |
| | | | | | 75,316.50 | Mar-19 / pmt rcvd Mar-19 | | |
| | | | | | 18,520.15 | Apr-19 / pmt rcvd Apr-19 | | |
| | | | | | 107,634.63 | May-19 / pmt rcvd May-19 | | |
| | | | | | 44,171.52 | Jun-19 / pmt rcvd Jun-19 | | |
| | | | | | 22,341.79 | Jul-19 / pmt rcvd Jul-19 | | |
| | | | | | 65,595.83 | Aug-19 / pmt rcvd Aug-19 | | |
| | | | | | 83,022.05 | Sep-19 / pmt rcvd Sep-19 | | |
| | | | | | 10,974.71 | Oct-19 / pmt rcvd Oct-19 | | |
| | | | | | 13,786.98 | Nov-19 / pmt rcvd Nov-19 | | |
| | | | | | 14,665.74 | Dec-19 / pmt rcv'd Jan-20 | | |
| | | | | | 8,735.19 | Jan-20 / pmt rcv'd Jan-20 | | |
| | | | | | 7,938.61 | Feb-20 / pmt rcv'd Feb-20 | | |
| | | | | | 8,072.01 | Mar -20 / pmt rcv'd Mar-20 | | |
| | | | | | 8,249.13 | Apr-20 / pmt rcv'd Apr-20 | | |
| | | | | | 7,126.84 | May -20 / pmt rcv'd May-20 | | |
| | | | | | 26,019.19 | Jun-20 / pmt rcv'd Jun-20 | | |
| | | | | | 176.03 | Jul-20 / pmt rcv'd Jul-20 | | |
| | | | | | 1,164.91 | Aug-20 / pmt rcv'd Aug-20 | | |
| | | | | | 1,026.89 | Sep-20 / pmt rcv'd Sep-20 | | |
| | | | | | 8,269.24 | Oct-20 / pmt rcv'd Oct-20 | | |
| | Extended: until 09/30/20 | | | | | Closed | | |

# Summary of Grant Revenues and Expenditures

**Fiscal Year 2020-2021**

**As on October 31, 2020**

| No. | Grant Name/Project Manager | Grant Budget | Advance Amount | Total Expenditures | Amount Requested | Report (s) submitted/ Payment Received | Amount Received | Amount Received Over / (Under) Expenditures |
|---|---|---|---|---|---|---|---|---|
| 20 | **TWC Ability to Benefit - Pell** | **159,446.00** | | 74,865.95 | 74,859.66 | | 74,859.66 | **(6.29)** |
| | Elias Hernandez 216419 | | | | | | | Receivable balance |
| | Board Approval Date: 12/13/18 | | | | 1,672.87 | Mar-19 / pmt rcvd Mar-19 | | that will be billed in |
| | Grant Period 01/01/19 - 12/31/20 | | | | 1,807.10 | Apr-19 / pmt rcvd Apr-19 | | November 2020 |
| | Reporting Requirement - Monthly | | | | 1,806.98 | May-19 / pmt rcv'd May-19 | | |
| | | | | | 1,734.12 | Jun-19 / pmt rcvd Jun-19 | | |
| | | | | | 1,243.04 | Jul-19 / pmt rcvd Jul-19 | | |
| | | | | | 1,027.33 | Aug-19 / pmt rcvd Aug-19 | | |
| | | | | | 9,138.03 | Sep-19 / pmt rcvd Sep-19 | | |
| | | | | | 2,957.04 | Oct-19 / pmt rcvd Oct-19 | | |
| | | | | | 22,317.18 | Nov-19 / pmt rcvd Nov-19 | | |
| | | | | | 8,631.01 | Dec-19 / pmt rcv'd Jan-20 | | |
| | | | | | 1,632.73 | Jan-20 / pmt rcv'd Jan-20 | | |
| | | | | | 1,830.40 | Feb-20 / pmt rcv'd Feb-20 | | |
| | | | | | 1,092.05 | Mar -20 pmt rcv'd Mar-20 | | |
| | | | | | 278.96 | Apr -20 pmt rcv'd Apr 20 | | |
| | | | | | 3,857.91 | May -20 / pmt rcv'd May-20 | | |
| | | | | | 8,730.07 | Jun-20 / pmt rcv'd Jun-20 | | |
| | | | | | 1,711.91 | Jul-20 / pmt rcv'd Jul-20 | | |
| | | | | | 2,813.80 | Aug-20 / pmt rcv'd Aug-20 | | |
| | | | | | 471.99 | Sep-20 / pmt rcv'd Sep-20 | | |
| | | | | | 105.14 | Oct-20 / pmt rcv'd Oct-20 | | |
| | | | | | | Due Nov-20 | | |
| 21 | **CARES Act HEERF - MSI** | **1,255,089.00** | | 546,184.40 | 674,504.30 | | 674,504.30 | **128,319.90** |
| | Matthew Hebbard 216770 | | | | | | | |
| | Board Approval Date: 062/23/208 | | | | 766,879.00 | Aug-20 / pmt rcv'd Aug-20 | | |
| | Grant Period 06/08/20 - 06/07/21 | | | | 120,928.00 | Sep-20 / pmt rcv'd Sep-20 | | |
| | Reporting Requirement - Drawdowns Monthly | | | | (213,302.70) | Oct-20 / refund Nov-20 | | |
| | | | | | | Due Nov-20 | | |
| 22 | **CARES Act HEERF - MSI** | **10,111,999.00** | | 10,011,199.00 | 10,011,199.00 | | 10,011,199.00 | **-** |
| | Mary Elizondo 216771 | | | | | | | |
| | Board Approval Date: 062/23/208 | | | | 10,011,199.00 | Aug-20 / pmt rcv'd Aug-20 | | |
| | Grant Period 05/06/20 - 05/05/21 | | | | | | | |
| | Reporting Requirement - Drawdowns Monthly | | | | | | | |
| | ***Total Federal Grants*** | ***22,134,879.96*** | ***617,084.00*** | ***17,789,137.69*** | ***17,792,440.77*** | | ***17,778,351.50*** | ***(10,786.19)*** |
| ***State Grants*** | | | | | | | | |
| 23 | **Work-Study Mentorship Program FY20** | **113,498.00** | 113,498.00 | 74,631.06 | 113,498.00 | | 113,498.00 | **38,866.94** |
| | Juan Miguel Galvan 226006 | | | | | | | |
| | Board Approval Date 09/24/19 | | | | 113,498.00 | Advance / pmt rcvd Nov-19 | | |
| | Grant Period 09/01/19 - 08/31/21 | | | | | | | |
| | Reporting Requirement- End of each semester | | | | | | | |
| 24 | **Work-Study Mentorship Program 2020 - 2021** | **84,290.00** | 84,290.00 | - | 84,290.00 | | 84,290.00 | **84,290.00** |
| | Juan Miguel Galvan 226007 | | | | | | | |
| | Board Approval Date 09/22/20 | | | | 84,290.00 | Advance / pmt rcvd Oct-20 | | |
| | Grant Period 09/01/20 - 08/31/21 | | | | | | | |
| | Reporting Requirement- End of each semester | | | | | | | |
| 25 | **TWC Skills for Small Business FY20** | **262,500.00** | - | 241,705.31 | 212,171.23 | | 212,171.23 | **(29,534.08)** |
| | Jose Raul Ruiz 226012 | | | | | | | Receivable balance |
| | Board Approval Date 11/26/19 | | | | 53,200.00 | Jan-20 / pmt rcv'd Jan-20 | | that will be billed in |
| | Grant Period 12/01/19 - 12/31/20 | | | | 26,405.20 | Feb-20 / pmt rcv'd Feb-20 | | November 2020 |
| | Reporting Requirement- Monthly | | | | 23,869.26 | Mar -20 / pmt rcv'd Mar-20 | | |
| | | | | | 32,965.35 | Apr -20 pmt rcv'd Apr 20 | | |
| | | | | | 12,420.75 | May -20 / pmt rcv'd May-20 | | |
| | | | | | 9,154.00 | Jun-20 / pmt rcv'd Jun-20 | | |
| | | | | | 14,581.30 | Jul-20 / pmt rcv'd Jul-20 | | |

# Summary of Grant Revenues and Expenditures

**Fiscal Year 2020-2021**

**As on October 31, 2020**

| No. | Grant Name/Project Manager | Grant Budget | Advance Amount | Total Expenditures | Amount Requested | Report (s) submitted/ Payment Received | Amount Received | Amount Received Over / (Under) Expenditures |
|---|---|---|---|---|---|---|---|---|
| | | | | | 11,791.48 | Aug-20 / pmt rcv'd Aug-20 | | |
| | | | | | 21,938.10 | Sep-20 / pmt rcv'd Sep-20 | | |
| | | | | | 5,845.79 | Oct-20 / pmt rcv'd Oct-20 | | |
| | | | | | | Due Nov-20 | | |
| 26 | **NAH Jet CTE** | **75,807.00** | - | 75,772.68 | 75,772.68 | | 67,796.61 | **(7,976.07)** |
| | Christie M. Candelaria 226038 | | | | | | | Receivable balance |
| | Board Approval Date 01/29/19 | | | | 75,772.68 | Aug-19 / pmt rcvd Sep-19* | | that was billed in |
| | Grant Period 03/11/19 - 03/10/20 | | | | - | Sept-19 | | August 2019 |
| | Reporting Requirement- Mthly | | | | - | Oct-19 | | |
| | | | | | - | Nov-19 | | |
| | | | | | - | Dec-19 | | |
| | | | | | - | Jan-20 | | |
| | | | | | - | Feb-20 | | |
| | | | | | - | Mar-20 | | |
| | | | | | - | Apr-20 | | |
| | | | | | - | May-20 | | |
| | | | | | - | Jun-20 | | |
| | | | | | - | Jul-20 | | |
| | | | | | - | Aug-20 | | |
| | | | | | - | Sep-20 | | |
| | | | | | - | Oct-20 | | |
| | | | | | | Due Nov-20 | | |
| | Extended to December 31, 2020 | | | | | | | |
| 27 | **TWC Skills 27** | **1,057,620.00** | - | 616,066.83 | 608,781.72 | | 608,781.72 | **(7,285.11)** |
| | Daniel Masten 226126 | | | | - | Apr-19 | | Receivable balance |
| | Board Approval Date 02/26/2019 | | | | 5,556.58 | May-19 / pmt rcvd May-19 | | that will be billed in |
| | Grant Period 03/12/19 - 02/29/21 | | | | 19,135.28 | Jun-19 / pmt rcvd Jun-19 | | November 2020 |
| | Reporting Requirement - Mthly | | | | 39,407.32 | Jul-19 / pmt rcvd Jul-19 | | |
| | | | | | 24,087.83 | Aug-19 / pmt rcvd Aug-19 | | |
| | | | | | 64,225.98 | Sep-19 / pmt rcvd Sep-19 | | |
| | | | | | 16,637.38 | Oct-19 / pmt rcvd Oct-19 | | |
| | | | | | 47,207.68 | Nov-19 / pmt rcvd Nov-19 | | |
| | | | | | 68,998.98 | Dec-19 / pmt rcv'd Jan-20 | | |
| | | | | | 67,509.43 | Jan-20 / pmt rcv'd Jan-20 | | |
| | | | | | 34,209.25 | Feb-20 / pmt rcv'd Feb-20 | | |
| | | | | | 38,303.65 | Mar-20 / pmt rcvd Mar-20 | | |
| | | | | | 39,459.90 | Apr-20 / pmt rcv'd Apr -20 | | |
| | | | | | 52,370.87 | May-20 / pmt rcv'd May -20 | | |
| | | | | | 23,364.94 | Jun-20 / pmt rcv'd Jun-20 | | |
| | | | | | 29,991.58 | Jul-20 / pmt rcv'd Jul-20 | | |
| | | | | | 13,529.48 | Aug-20 / pmt rcv'd Aug-20 | | |
| | | | | | 18,089.67 | Sep-20 /pmt rcv'd Sep20 | | |
| | | | | | 6,695.92 | Oct-20 / pmt rcv'd Oct-20 | | |
| | | | | | | Due Nov-20 | | |
| 28 | **TWC SDF COVID -19 Special Initiative** | **287,500.00** | - | 122,189.72 | 110,072.88 | | 110,072.88 | **(12,116.84)** |
| | Jose R Ruiz 226127 | | | | - | Jul-20 | | Receivable balance |
| | Board Approval Date 06/01/2020 | | | | 26,519.00 | Aug-20 / pmt rcv'd Aug-20 | | that will be billed in |
| | Grant Period 06/08/20 - 06/30/21 | | | | 46,110.05 | Sep-20 /pmt rcv'd Sep20 | | November 2020 |
| | Reporting Requirement - Mthly | | | | 37,443.83 | Oct-20 / pmt rcv'd Oct-20 | | |
| | | | | | | Due Nov-20 | | |
| 29 | **TWC Skills 28** | **332,042.00** | - | 102,479.53 | 96,081.08 | | 96,081.59 | **(6,397.94)** |
| | Leonel Garcia 226128 | | | | | | | Receivable balance |
| | Board Approval Date | | | | 504.00 | Apr-20 / pmt rcv'd Apr-20 | | that will be billed in |
| | Grant Period 03/09/20 - 08/31/21 | | | | 6,411.38 | May-20 / pmt rcv'd May -20 | | November 2020 |
| | Reporting Requirement - Mthly | | | | 26,970.06 | Jun-20 / pmt rcv'd Jun-20 | | |
| | | | | | 19,188.99 | Jul-20 / pmt rcv'd Jul-20 | | |
| | | | | | 11,236.08 | Aug-20 / pmt rcv'd Aug-20 | | |
| | | | | | 16,380.10 | Sep-20 /pmt rcv'd Sep20 | | |
| | | | | | 15,390.47 | Oct-20 / pmt rcv'd Oct-20 | | |
| | | | | | | Due Nov-20 | | |

# Summary of Grant Revenues and Expenditures

**Fiscal Year 2020-2021**

**As on October 31, 2020**

| No. | Grant Name/Project Manager | Grant Budget | Advance Amount | Total Expenditures | Amount Requested | Report (s) submitted/ Payment Received | Amount Received | Amount Received Over / (Under) Expenditures |
|---|---|---|---|---|---|---|---|---|
| 30 | **2018 College Readiness and Success - Completion Funds** | **175,088.00** | 122,897.00 | 61,257.23 | 122,897.00 | | 122,897.00 | **61,639.77** |
| | Florinda Rodriguez 226234 | | | | | | | |
| | Board Approval Date 08/28/18 | | | | 66,638.00 | Advance / pmt rcvd May-19 | | |
| | Grant Period 08/15/18 - 08/31/20 | | | | 31,500.00 | Advance / pmt rcvd May-20 | | |
| | Reporting Requirement- as requested by grantor | | | | 24,759.00 | Advance / pmt rcvd Jun-20 | | |
| | No official program end date to use funds | | | | | | | |
| 31 | **Nursing Shortage Reduction Program** | **194,286.86** | 194,286.86 | 194,216.41 | 194,286.86 | | 194,286.86 | **70.45** |
| | Jayson Valerio 226400 | | | | | | | |
| | Board Approval Date: 11/28/17 | | | | | | | |
| | Grant Period 09/01/17 - 8/31/21 | | | | 194,286.86 | Advance / pmt rcvd Feb-18 | | |
| | Reporting Requirement- Annual | | | | | | | |
| | | | | | | Annual report due September 2019 | | |
| 32 | **Nursing Shortage Reduction Program** | **504,544.87** | 504,544.87 | 113,686.00 | 504,544.87 | | 504,544.87 | **390,858.87** |
| | Jayson Valerio 226401 | | | | | | | |
| | Board Approval Date: 05/29/18 | | | | 112,562.00 | Advance / pmt rcvd Aug-18 | | |
| | Grant Period 05/01/18 - 4/30/22 | | | | 112,543.00 | Advance / pmt rcvd Sep-18 | | |
| | Reporting Requirement- Annual | | | | (129,869.00) | Refund sent Nov-19 | | |
| | | | | | 409,308.87 | Advance / pmt rcvd Jan-20 | | |
| | | | | | | Annual report due September 2019* | | |
| | | | | | | Off-cycle report requested for 12/20/19 | | |
| 33 | **Nursing Shortage Reduction Program** | **84,626.50** | 84,626.50 | - | 84,626.50 | | 84,626.50 | **84,626.50** |
| | Jayson Valerio 226402 | | | | | | | |
| | Board Approval Date: 11/26/19 | | | | | | | |
| | Grant Period 10/09/19 - 10/08/24 | | | | 84,626.50 | Advance / pmt rcvd Nov-19 | | |
| | Reporting Requirement- Annual | | | | | | | |
| | ***Total State Grants*** | ***3,171,803.23*** | ***1,104,143.23*** | ***1,602,004.77*** | ***2,207,022.82*** | | ***2,199,047.26*** | ***597,042.49*** |
| | ***Local/Private Grants*** | | | | | | | |
| 34 | **City of McAllen Phase 23** | **259,440.00** | - | 253,004.42 | 253,004.42 | | 237,664.15 | **(15,340.27)** |
| | Carlos Margo 236015 | | | | | | | Receivable balance |
| | Board Approval Date 10/29/19 | | | | 9,297.34 | Dec-19 / pmt rcv'd Jan-20 | | that will be billed in |
| | Grant Period 10/01/19 - 09/30/20 | | | | 26,022.55 | Jan-20 / pmt rcv'd Feb-20 | | November 2020 |
| | Reporting Requirement- Mthly | | | | 12,401.56 | Feb-20 / pmt rcv'd Feb-20 | | |
| | | | | | 10,238.57 | Mar-20 / pmt rcv'd Mar-20 | | |
| | | | | | 1,253.27 | Apr-20 / pmt rcv'd Apr-20 | | |
| | | | | | 82,543.35 | May-20 / pmt rcv'd May -20 | | |
| | | | | | 21,504.52 | Jun-20 / pmt rcv'd Jun-20 | | |
| | | | | | 6,523.84 | Jul-20 / pmt rcv'd Jul-20 | | |
| | | | | | 37,968.82 | Aug-20 / pmt rcv'd Aug-20 | | |
| | | | | | 29,910.33 | Sep-20 / pmt rcv'd Sep-20 | | |
| | | | | | 15,340.27 | Oct-20 / pmt rcv'd Oct-20 | | |
| | | | | | | Due Nov-20 | | |
| 35 | **City of McAllen Phase 24** | **260,000.00** | - | 21,707.68 | - | | - | **(21,707.68)** |
| | Leonel Garcia 236016 | | | | | | | Receivable balance |
| | Board Approval Date 10/27/20 | | | | | Due Nov-20 | | that will be billed in |
| | Grant Period 10/01/20 - 09/30/21 | | | | | | | November 2020 |
| | Reporting Requirement- Mthly | | | | | | | |
| 36 | **Edinburg Economic Development Corporation** | **93,110.00** | 91,381.08 | 90,792.24 | 93,110.00 | | 93,110.00 | **2,317.76** |
| | Leonel Garcia 236032 | | | | | | | |
| | Board Approval Date 9/25/2018 | | | | 1,728.92 | Sep-19 / pmt rec'd Sep-19 | | |
| | Grant Period 06/01/2019 - 05/31/2020 | | | | 91,381.08 | Advance / pmt rcvd Sep-19 | | |
| | Reporting Requirement- Monthly | | | | | | | |
| | Extended 12/31/2020 | | | | | | | |

# Summary of Grant Revenues and Expenditures

**Fiscal Year 2020-2021**

**As on October 31, 2020**

| No. | Grant Name/Project Manager | Grant Budget | Advance Amount | Total Expenditures | Amount Requested | Report (s) submitted/ Payment Received | Amount Received | Amount Received Over / (Under) Expenditures |
|---|---|---|---|---|---|---|---|---|
| 37 | **Weslaco Economic Development Corporation** | **100,000.00** | - | 58,859.95 | 58,859.95 | | 38,139.95 | **(20,720.00)** |
| | Leonel Garcia 236033 | | | | | | | Receivable balance |
| | Board Approval Date 9/25/2018 | | | | 504.00 | Sep-19 / pmt rcv'd Oct-19 | | will be billed |
| | Grant Period 04/30/2019 - 04/30/2020 | | | | 6,324.00 | Oct-19 / pmt rcv'd Nov-19 | | November 2020 |
| | Reporting Requirement- Monthly | | | | 1,120.00 | Nov-19 / pmt rcv'd Nov-19 | | |
| | | | | | 1,080.00 | Dec-19 / pmt rcv'd Jan-20 | | |
| | | | | | - | Jan-20 | | |
| | | | | | - | Feb-20 | | |
| | | | | | - | Mar-20 | | |
| | | | | | - | Apr-20 | | |
| | | | | | 3,205.95 | May-20 / pmt rcv'd June-20 | | |
| | | | | | 22,992.00 | Jun-20 / pmt rcv'd Jun-20 | | |
| | | | | | - | Jul-20 | | |
| | | | | | 1,440.00 | Aug-20 / pmt rcv'd Sep -20 | | |
| | | | | | 1,474.00 | Sep-20 / pmt rcv'd Oct-20 | | |
| | | | | | 20,720.00 | Oct-20 / pmt pending* | | |
| | | | | | | Closed | | |
| | Extended 9/30/2020 | | | | | | | |
| 38 | **Workforce Solutions -RGV Partnership Short Term Training** | **40,000.00** | 10,000.00 | - | 10,000.00 | | 10,000.00 | **10,000.00** |
| | Olivia De La Rosa 236035 | | | | | | | |
| | Board Approval Date: 07/28/20 | | | | 10,000.00 | Advance / pmt rcvd Sep-20 | | |
| | Grant Period 08/03/20-08/31/21 | | | | | | | |
| | Reporting Required- Monthly | | | | | | | |
| 39 | **Weslaco EDC FY21** | **75,000.00** | - | 21,798.00 | - | | - | **(21,798.00)** |
| | Leonel Garcia 236036 | | | | | | | Receivable balance |
| | Board Approval Date: 10/27/20 | | | | - | Oct -20 | | will be billed |
| | Grant Period 10/01/20-09/30/21 | | | | | Due Nov -20 | | November 2020 |
| | Reporting Required- End of Class | | | | | | | |
| 40 | **TexPREP Roma Independent School District** | **180,000.00** | 171,344.03 | 164,240.79 | 180,000.00 | | 180,000.00 | **15,759.21** |
| | Rebecca De Leon 236040 | | | | | | | |
| | Board Approval Date: | | | | 36,000.00 | Jul-15 / pmt rcvd Jul-15 | | |
| | Grant Period 06/01/15-08/31/20 | | | | 36,000.00 | Jul-16 / pmt rcvd Jul-16 | | |
| | MOU-No Reporting Required | | | | 36,000.00 | Apr-17 / pmt rcvd Apr-17 | | |
| | | | | | 36,000.00 | Jul-18 / pmt rcvd Jul-18 | | |
| | | | | | 36,000.00 | May-19 / pmt rcvd May-19 | | |
| | | | | | | No Reporting Required | | |
| | Extended: Ongoing agreement, no end date | | | | | | | |
| 41 | **TexPREP Weslaco Independent School District** | **90,000.00** | 90,000.00 | 77,358.22 | 90,000.00 | | 90,000.00 | **12,641.78** |
| | Rebecca De Leon 236041 | | | | | | | |
| | Board Approval Date: | | | | 9,000.00 | Jun-16 / pmt rcvd Jun-16 | | |
| | Grant Period 02/17/16-08/31/20 | | | | 18,000.00 | Jun-17 / pmt rcvd Jun-17 | | |
| | MOU-No Reporting Required | | | | 27,000.00 | Jun-18 / pmt rcvd Jun-18 | | |
| | | | | | 36,000.00 | Jun-19 / pmt rcvd Jun-19 | | |
| | | | | | | No Reporting Required | | |
| | Extended: Ongoing agreement, no end date | | | | | | | |
| 42 | **TexPREP PSJA Independent School District** | **136,200.00** | 136,200.00 | 109,416.45 | 136,200.00 | | 136,200.00 | **26,783.55** |
| | Rebecca De Leon 236042 | | | | | | | |
| | Board Approval Date: | | | | 28,200.00 | Jul-16 / pmt rcvd Aug-16 | | |
| | Grant Period 02/17/16-08/31/20 | | | | 36,000.00 | May-17 / pmt rcvd May-17 | | |
| | MOU-No Reporting Required | | | | 36,000.00 | Jul-18 / pmt rcvd Jul-18 | | |
| | | | | | 36,000.00 | Jun-19 / pmt rcvd Jun-19 | | |
| | | | | | | No Reporting Required | | |
| | Extended: Ongoing agreement, no end date | | | | | | | |
| 43 | **TexPREP Hidalgo Independent School District** | **108,000.00** | 108,000.00 | 97,676.26 | 108,000.00 | | 108,000.00 | **10,323.74** |
| | Rebecca De Leon 236043 | | | | | | | |
| | Board Approval Date: | | | | 36,000.00 | Jul-17 / pmt rcvd July-17 | | |
| | Grant Period 05/01/17-08/31/20 | | | | 36,000.00 | Jun-17 / pmt rcvd Jul-18 | | |
| | MOU-No Reporting Required | | | | 36,000.00 | May-19 / pmt rcvd May-19 | | |
| | | | | | | No Reporting Required | | |
| | Extended: Ongoing agreement, no end date | | | | | | | |

# Summary of Grant Revenues and Expenditures

**Fiscal Year 2020-2021**

**As on October 31, 2020**

| No. | Grant Name/Project Manager | Grant Budget | Advance Amount | Total Expenditures | Amount Requested | Report (s) submitted/ Payment Received | Amount Received | Amount Received Over / (Under) Expenditures |
|---|---|---|---|---|---|---|---|---|
| 44 | **WFS STC Online Program Support Expansion Grant** | **164,610.00** | - | 81,048.52 | 77,340.29 | | 77,340.29 | **(3,708.23)** |
| | Leonel O Garcia 236061 | | | | | | | Receivable balance |
| | Board Approval Date: 06/23/20 | | | | 12,000.00 | Aug-20 / pmt rcv'd Sep-20 | | will be billed |
| | Grant Period 05/01/20-08/31/21 | | | | 35,490.29 | Sep-20 / pmt rcv'd Oc-20 | | November 2020 |
| | Reporting Requirement- 10th each month | | | | 29,850.00 | Oct-20 / pmt rcv'd Oc-20 | | |
| | | | | | | Due Nov -20 | | |
| 45 | **Inventors and Entrepreneur Collaboration** | **2,500.00** | 2,500.00 | 1,516.75 | 2,500.00 | | 2,500.00 | **983.25** |
| | Mario Reyna 236070 | | | | | | | |
| | Board Approval Date: NA | | | | 2,500.00 | Advance / pmt rcvd Mar-17 | | |
| | Grant Period 12/07/16- 12/31/21 | | | | | | | |
| | Reporting Requirement- As requested | | | | | As Requested by Grantor | | |
| 46 | **Child Care Quality Training - Conferences** | **10,000.00** | - | 15,000.00 | 10,000.00 | | 10,000.00 | **(5,000.00)** |
| | Cecilia Villagran 236121 | | | | - | Apr-19 | | Receivable balance |
| | Board Approval Date: 01/29/2019 | | | | - | May-19 | | that will be billed in |
| | Grant Period 02/08/19- 12/31/19 | | | | 2,500.00 | Jun-19 / pmt rcvd Jul-19 | | November 2020 |
| | Reporting Requirement- Monthly | | | | - | Jul-19 | | |
| | | | | | 2,500.00 | Aug-19 / pmt rcvd Aug-19 | | |
| | | | | | - | Sep-19 to Nov-19 | | |
| | | | | | 5,000.00 | Dec-19 / pmt rcv'd Jan-20 | | |
| | | | | | - | Jan-20 | | |
| | | | | | - | Feb-20 | | |
| | | | | | - | Mar-20 | | |
| | | | | | - | Apr-20 | | |
| | | | | | - | May-20 | | |
| | | | | | - | Jun -20 | | |
| | | | | | - | Jul -20 | | |
| | | | | | - | Aug-20 | | |
| | | | | | - | Sep-20 | | |
| | | | | | - | Oct-20 | | |
| | | | | | | Due Nov-20 | | |
| | Extended : 12/31/20 | | | | | | | |
| 47 | **Child Care Quality Training CDA** | **79,804.70** | - | 42,844.05 | 42,844.05 | | 42,844.05 | **-** |
| | Veronica Rodriguez 236126 | | | | - | Apr-19 to Aug19 | | |
| | Board Approval Date: 01/29/2019 | | | | 13,783.00 | Sep-19 / pmt rcv'd Oct-19 | | |
| | Grant Period 02/08/19- 12/31/19 | | | | 2,710.70 | Oct-19 / pmt rcv'd Oct-19 | | |
| | Reporting Requirement- Monthly | | | | 10,336.00 | Nov-19 / pmt rcv'd Nov-19 | | |
| | | | | | - | Dec-19 | | |
| | | | | | - | Jan-20 | | |
| | | | | | 7,942.00 | Feb-20 / pmt rcv'd Mar- 20 | | |
| | | | | | 1,780.35 | Mar -20 / pmt rcv'd Apr -20 | | |
| | | | | | 6,292.00 | Apr-20 / pmt rcv'd May-20 | | |
| | | | | | - | May -20 | | |
| | | | | | - | Jun -20 | | |
| | | | | | - | Jul -20 | | |
| | | | | | - | Aug-20 | | |
| | | | | | - | Sep-20 | | |
| | | | | | - | Oct-20 | | |
| | | | | | | Due Nov-20 | | |
| | Extended: 9/30/21 | | | | | | | |
| 48 | **Workforce Solutions High Demand Job Training Edinburg E** | **73,260.00** | - | 62,561.55 | 62,561.55 | | 62,561.55 | **-** |
| | Leonel Garcia 236134 | | | | | | | |
| | Board Approval Date: 05/30/2019 | | | | - | Sep-19 to Nov-19 | | |
| | Grant Period 07/02/19- 04/30/20 | | | | 12,499.82 | Dec-19 / pmt rcv'd Jan-20 | | |
| | Reporting Requirement- Monthly | | | | 3,751.92 | Jan-20 / pmt rcv'd Jan-20 | | |
| | | | | | 7,468.93 | Feb-20 / pmt rcv'd Feb-20 | | |
| | | | | | 12,480.08 | Mar-20 / pmt rcv'd Mar-20 | | |
| | | | | | 6,516.09 | Apr-20 / pmt rcv'd Apr-20 | | |
| | | | | | 8,200.51 | May-20 / pmt rcv'd May-20 | | |
| | | | | | 4,729.81 | Jun-20 / pmt rcv'd Jun-20 | | |
| | | | | | 140.34 | Jul-20 / pmt rcv'd Jul-20 | | |
| | | | | | 312.80 | Aug-20 / pmt rcv'd Aug-20 | | |
| | | | | | 134.23 | Sep-20 / pmt rcv'd Sep-20 | | |
| | | | | | 6,327.02 | Oct-20 / pmt rcv'd Oct-20 | | |
| | | | | | | Due Nov-20 | | |
| | Extended: 12/31/20 | | | | | | | |

# Summary of Grant Revenues and Expenditures

**Fiscal Year 2020-2021**

**As on October 31, 2020**

| No. | Grant Name/Project Manager | Grant Budget | Advance Amount | Total Expenditures | Amount Requested | Report (s) submitted/ Payment Received | Amount Received | Amount Received Over / (Under) Expenditures |
|---|---|---|---|---|---|---|---|---|
| 49 | **Workforce Solutions High Demand Job Training Weslaco E** | **24,058.00** | - | 24,058.00 | 24,058.00 | | 24,058.00 | **-** |
| | Leonel Garcia 236135 | | | | | | | |
| | Board Approval Date: 09/24/2019 | | | | - | Nov-19 | | |
| | Grant Period 05/23/19- 04/30/20 | | | | - | Dec-19 | | |
| | Reporting Requirement- Monthly | | | | - | Jan-20 | | |
| | | | | | - | Feb-20 | | |
| | | | | | 24,058.00 | Mar-20 / pmt rcv'd Apr -20 | | |
| | | | | | - | Apr-20 | | |
| | | | | | - | May-20 | | |
| | | | | | - | Jun-20 | | |
| | | | | | - | Jul -20 | | |
| | | | | | - | Aug-20 | | |
| | | | | | - | Sep-20 | | |
| | | | | | - | Nov-20 | | |
| | | | | | | Due Nov-20 | | |
| | Extended: 12/31/20 | | | | | | | |
| 50 | **Adult Learner 360 Academy** | **40,000.00** | 35,833.33 | 30,225.68 | 35,833.33 | | 35,833.33 | **5,607.65** |
| | Matthew S Hebbard 246022 | | | | | | | |
| | Board Approval Date: 08/28/18 | | | | 5,000.00 | Advance / pmt rcvd Oct-18 | | |
| | Grant Period: 08/22/18-04/30/21 | | | | 5,000.00 | Advance / pmt rcvd Feb-19 | | |
| | Reporting Requirement- as requested by grantor | | | | 5,000.00 | Advance / pmt rcvd May-19 | | |
| | | | | | 5,000.00 | Advance / pmt rcvd Oct-19 | | |
| | | | | | 5,000.00 | Advance / pmt rcvd Jan-20 | | |
| | | | | | 833.33 | Advance / pmt rcvd Mar-20 | | |
| | | | | | 5,000.00 | Advance / pmt rcvd Jun-20 | | |
| | | | | | 5,000.00 | Advance / pmt rcvd Oct-20 | | |
| 51 | **Truth Initiative Respiratory** | **19,371.00** | 11,159.11 | 11,637.26 | 11,159.11 | | 11,159.11 | **(478.15)** |
| | Darcy Carpenter 246023 | | | | | | | Receivable balance |
| | Board Approval Date: 01/29/19 | | | | 4,842.75 | Advance / pmt rcvd Feb-19 | | that will be billed |
| | Grant Period: 02/01/2019 - 06/30/2020 | | | | 469.15 | Advance / pmt rcvd Nov-19 | | January 2021 |
| | Reporting Requirement - Qtrly | | | | 2,455.80 | Advance / pmt rcvd Feb-20 | | |
| | | | | | 3,391.41 | Advance / pmt rcvd Jun-20 | | |
| | | | | | | Due Jan-21 | | |
| | Extended: 12/31/20 | | | | | | | |
| 52 | **Strengthening Guided Pathways** | **30,000.00** | 30,000.00 | - | 30,000.00 | | 30,000.00 | **30,000.00** |
| | Christopher Nelson 246024 | | | | | | | |
| | Board Approval Date: 06/25/19 | | | | 30,000.00 | Advance / pmt rcvd Aug-19 | | |
| | Grant Period: 06/01/2019 - 12/31/2020 | | | | | | | |
| | Reporting Requirement -TBD | | | | | | | |
| | Extended: 08/31/2021 | | | | | | | |
| 53 | **AT&T Aspire** | **101,570.00** | 101,570.00 | 16,538.73 | 101,570.00 | | 101,570.00 | **85,031.27** |
| | Jose Moroles 246044 | | | | | | | |
| | Board Approval Date: 08/27/19 | | | | 101,570.00 | Advance / pmt rcvd Aug-19 | | |
| | Grant Period: 09/01/2019 - 08/31/2020 | | | | | | | |
| | Reporting Requirement -TBD | | | | | | | |
| | Extended: no cost extension to 11/30/2020 | | | | | | | |
| 54 | **Rio South Texas ECDF** | **314,150.00** | - | 56,242.30 | 51,442.30 | | 46,024.18 | **(10,218.12)** |
| | Leonel O. Garcia 246046 | | | | | | | Receivable balance |
| | Board Approval Date: 05/22/20 | | | | 1,298.13 | July-20 / pmt rcv'd Aug-20 | | that was billed October |
| | Grant Period: 06/01/2020 - 06/15/2021 | | | | 1,275.25 | Aug-20 / pmt rcv'd Sep-20 | | and will be billed in |
| | Reporting Requirement -Monthly & CMOPT Report | | | | 43,450.80 | Sep-20 / pmt rcv'd Sep-20 | | November 2020 |
| | | | | | 5,418.12 | Oct-20 / pmt pending | | |
| | | | | | | Due Nov-20 | | |
| 55 | **Rio South Texas Destination Education** | **50,000.00** | - | 12,000.00 | 5,000.00 | | 3,500.00 | **(8,500.00)** |
| | Miguel Carranza 246047 | | | | | | | Receivable balance |
| | Board Approval Date: 06/23/20 | | | | - | Aug-20 | | that was billed October |
| | Grant Period: 06/01/2020 - 05/31/2021 | | | | 3,500.00 | Sep-20 / pmt rcv'd Sep-20 | | and will be billed in |
| | Reporting Requirement -Monthly & CMOPT Report | | | | 1,500.00 | Oct-20 / pmt pending | | November 2020 |
| | | | | | | Due Nov-20 | | |

# Summary of Grant Revenues and Expenditures

**Fiscal Year 2020-2021**

**As on October 31, 2020**

| No. | Grant Name/Project Manager | Grant Budget | Advance Amount | Total Expenditures | Amount Requested | Report (s) submitted/ Payment Received | Amount Received | Amount Received Over / (Under) Expenditures |
|---|---|---|---|---|---|---|---|---|
| 56 | **GOOGLE IT Certificate Program** | **10,000.00** | 6,500.00 | - | 6,500.00 | | 6,500.00 | **6,500.00** |
| | Saeed Molki 246048 | | | | | | | |
| | Board Approval Date: 04/30/20 | | | | 6,500.00 | Advance /pmt rcv'd Oct-20 | | |
| | Grant Period: 08/01/2020 - 12/01/2020 | | | | | Due Nov-20 | | |
| | Reporting Requirement: As Milestones are Met | | | | | | | |
| 57 | **Interagency Cooperation - University of Texas** | **4,000.00** | - | 2,367.65 | 4,000.00 | | 4,000.00 | **1,632.35** |
| | Kelly Davis 246054 | | | | | | | |
| | Board Approval Date: 01/28/20 | | | | 4,000.00 | June-20 / pmt rcv'd Jul-20 | | |
| | Grant Period: 01/01/2020 - 08/31/2020 | | | | | | | |
| | Reporting Requirement -Monthly | | | | | | | |
| | Extended: no cost extension to 01/29/2021 | | | | | | | |
| 58 | **BBVA Foundation Advance Industrial Automation** | **5,000.00** | 5,000.00 | 4,930.56 | 5,000.00 | | 5,000.00 | **69.44** |
| | Leonel O. Garcia 246064 | | | | | | | |
| | Board Approval Date: 12/10/19 | | | | 5,000.00 | Advance / pmt rcvd Nov-19 | | |
| | Grant Period: 11/01/2019 - 10/31/2020 | | | | | | | |
| | Reporting Requirement - TBD | | | | | | | |
| 59 | **Talent Hub Initiative** | **35,000.00** | 35,000.00 | 18,773.42 | 35,000.00 | | 35,000.00 | **16,226.58** |
| | Matthew S. Hebbard 246078 | | | | | | | |
| | Board Approval Date: 03/26/19 | | | | 35,000.00 | Advance / pmt rcvd Aug-19 | | |
| | Grant Period: 06/30/2019 - 10/31/2020 | | | | | Report submitted November 15, 2019 | | |
| | Reporting Requirement - Annually | | | | | As Requested by Grantor | | |
| 60 | **Communities Foundation of Texas -Data** | **70,000.00** | 70,000.00 | - | 70,000.00 | | 70,000.00 | **70,000.00** |
| | David C Plummer 246079 | | | | | | | |
| | Board Approval Date: 11/26/2019 | | | | | | | |
| | Grant Period 01/31/2020 - 03/31/2021 | | | | 50,000.00 | Advance / pmt rcvd Feb-20 | | |
| | Reporting Requirement - 03/31/2020 & 2/28/2021 | | | | 20,000.00 | Advance / pmt rcvd Jun-20 | | |
| 61 | **Texas Communities Foundation (TRSDA donation)** | **2,000.00** | 2,000.00 | 1,000.00 | 2,000.00 | | 2,000.00 | **1,000.00** |
| | Ali Esmaeili 246081 | | | | | | | |
| | Board Approval Date: | | | | | | | |
| | Grant Period 02/28/18 - TBD | | | | 2,000.00 | Advance / pmt rcvd Aug-18 | | |
| | Reporting Requirement - TBD | | | | | | | |
| 62 | **Community Health Project - Knapp Medical Center** | **50,000.00** | 50,000.00 | 29,309.42 | 50,000.00 | | 50,000.00 | **20,690.58** |
| | Jayson Valerio 246136 | | | | | | | |
| | Board Approval Date: 01/30/18 | | | | 7,460.75 | Advance / pmt rcvd Mar-18 | | |
| | Grant Period 03/19/18 - 03/18/21 | | | | 7,460.75 | Advance / pmt rcvd Jun-18 | | |
| | Reporting Requirement - Semi-annual | | | | 19,960.75 | Advance / pmt rcvd Jan-19 | | |
| | | | | | | Report submitted January 25, 2019 | | |
| | | | | | 5,039.25 | Advance / pmt rcvd Feb-19 | | |
| | | | | | 5,039.25 | Advance / pmt rcvd Jun-20 | | |
| | | | | | 5,039.25 | Advance / pmt rcvd Aug-20 | | |
| | Extended: 03/18/21 | | | | | | | |
| 63 | **Texas Affordable Baccalaureate Medical and Health Scienc** | **73,450.00** | 73,450.00 | 62,396.80 | 73,450.00 | | 73,450.00 | **11,053.20** |
| | Kevin Peek 246141 | | | | | | | |
| | Board Approval Date: 07/24/18 | | | | 36,725.00 | Advance/ pmt rcvd Oct-18 | | |
| | Grant Period 08/08/18 - 08/01/23 | | | | 36,725.00 | Advance/ pmt rcvd Sep-19 | | |
| | Reporting Requirement - Semi-annual | | | | | | | |
| | Reporting Requirement - TBD | | | | | | | |

# Summary of Grant Revenues and Expenditures

**Fiscal Year 2020-2021**

**As on October 31, 2020**

| No. | Grant Name/Project Manager | Grant Budget | Advance Amount | Total Expenditures | Amount Requested | Report (s) submitted/ Payment Received | Amount Received | Amount Received Over / (Under) Expenditures |
|---|---|---|---|---|---|---|---|---|
| 64 | **TAB - BASOL / TMGT** | **67,733.00** | 67,733.00 | 54,696.56 | 67,733.00 | | 67,733.00 | **13,036.44** |
| | Kevin Peek 246142 | | | | | | | |
| | Board Approval Date: 01/29/19 | | | | 33,866.50 | Advance/ pmt rcvd Oct-18 | | |
| | Grant Period 02/06/19 - 01/01/24 | | | | 33,866.50 | Advance/ pmt rcvd Jun-20 | | |
| | Reporting Requirement - Due annually | | | | | | | |
| 65 | **TAB - UTRGV** | **40,064.40** | - | 26,199.64 | 26,199.64 | | 26,199.64 | **-** |
| | Hanan Amro 246144 | | | | | | | |
| | Board Approval Date: | | | | - | Sep-19 | | |
| | Grant Period 04/1/19 - 03/31/21 | | | | - | Oct-19 | | |
| | Reporting Requirement Monthly | | | | - | Nov-19 | | |
| | Final Report Due - 03/31/2021 | | | | - | Dec-19 | | |
| | | | | | - | Jan-20 | | |
| | | | | | - | Feb-20 | | |
| | | | | | - | Mar-20 | | |
| | | | | | - | Apr-20 | | |
| | | | | | - | May-20 | | |
| | | | | | 20,589.31 | Jun-20 / pmt rcv'd Jun-20 | | |
| | | | | | 1,186.96 | Jul-20 / pmt rcv'd Jul-20 | | |
| | | | | | - | Aug-20 | | |
| | | | | | 2,912.99 | Sep-20 /pmt rcv'd Sep-20 | | |
| | | | | | 1,510.38 | Oct-20 /pmt rcv'd Oct-20 | | |
| | | | | | | Due Nov-20 | | |
| 66 | **Catch the Next Dream Catchers Program** | **36,000.00** | 36,000.00 | 34,834.78 | 36,000.00 | | 36,000.00 | **1,165.22** |
| | Margaretha Bischoff 246150 -R23010 | | | | | | | |
| | Mario Morin 246150-R21201 | | | | 10,000.00 | Advance / pmt rcvd Sep-17 | | |
| | Board Approval Date: 09/19/17 | | | | 8,000.00 | Advance / pmt rcvd Oct-17 | | |
| | Grant Period 07/01/17 - 06/30/18 | | | | 10,000.00 | Advance / pmt rcvd Sep-18 | | |
| | Reporting Requirement - TBD | | | | 8,000.00 | Advance / pmt rcvd Jun-19 | | |
| | | | | | | Closed | | |
| | Extended: no cost extension to 6/30/19, then 9/1/19, final to 10/31/19 | | | | | | | |
| | ***Total Local/Private Grants*** | ***2,644,321.10*** | ***1,133,670.55*** | ***1,483,035.68*** | ***1,759,365.64*** | | ***1,716,387.25*** | ***233,351.57*** |
| | **GRAND TOTAL** | **27,951,004.29** | **2,854,897.78** | **20,874,178.14** | **21,758,829.23** | | **21,693,786.01** | **819,607.87** |

Note: This is not an all inclusive listing of STC's grants. Student specific grants are handled by Billings & Receivable Department and are not included on this list.

* Amount received in subsequent month (as of November 9, 2020).

# Summary of Grant Revenues and Expenditures

**Fiscal Year 2020-2021**
**As of October 31, 2020**

| Types of Grants | *No.* | Budget | Advance Amount | Expenditures | Amount Requested | Received | Amount Received Over / (Under) Expenditures |
|---|---|---|---|---|---|---|---|
| Federal Grants | 22 | 22,134,879.96 | 617,084.00 | 17,789,137.69 | 17,792,440.77 | 17,778,351.50 | (10,786.19) |
| State Grants | 11 | 3,171,803.23 | 1,104,143.23 | 1,602,004.77 | 2,207,022.82 | 2,199,047.26 | 597,042.49 |
| Local / Private Grants | 33 | 2,644,321.10 | 1,133,670.55 | 1,483,035.68 | 1,759,365.64 | 1,716,387.25 | 233,351.57 |
| **Total** | **66** | **27,951,004.29** | **2,854,897.78** | **20,874,178.14** | **21,758,829.23** | **21,693,786.01** | **819,607.87** |

.

# 13

## Summary of Bid Solicitations.

**SOUTH TEXAS COLLEGE**
**SUMMARY OF SOLICITATIONS**
**FY 2020 - 2021**

| BID NUMBER | ITEM | ADVERTISING DATE | OPENING DATE | PROJECTED BOARD MONTH | AWARD DATE |
|---|---|---|---|---|---|
| 20-21-1001 | Property and Casualty Insurance | 05/11/20<br>05/18/20 | 6/5/2020 | July | 7/28/2020 |
| 20-21-1002 | Childcare Services | 05/27/20<br>06/03/20 | 6/19/2020 | July | 7/28/2020 |
| 20-21-1003 | Library Materials | 06/10/20<br>06/17/20 | 6/25/2020 | August | 8/25/2020 |
| 20-21-1004 | Purchase of Welding Supplies | 06/24/20<br>07/01/20 | 7/9/2020 | August | 8/25/2020 |
| 20-21-1005 | Glass, Plexiglass, and Installation | 06/24/20<br>07/01/20 | 7/9/2020 | August | 8/25/2020 |
| 20-21-1006 | Office Supplies | 07/15/20<br>07/22/20 | 7/30/2020 | August | 8/25/2020 |
| 20-21-1007 | Rebid - Primary Bank Depository Services | 07/01/20<br>07/08/20 | 7/17/2020 | October | 10/27/2020 |
| 20-21-1008 | HEP Grant Consultant | 07/01/20<br>07/08/20 | 7/23/2020 | | No Responses |
| 20-21-1009 | Printing Projects | 07/08/20<br>07/15/20 | 7/23/2020 | August | 8/25/2020 |
| 20-21-1010 | Fire Training Vehicle Prop with Trailer | 07/22/20<br>07/29/20 | 8/6/2020 | September | 9/22/2020 |
| 20-21-1011 | Mobile Air Trailer | 07/22/20<br>07/29/20 | 8/6/2020 | September | 9/22/2020 |
| 20-21-1012 | Computer Lab Management Software | 08/05/20<br>08/12/20 | 9/4/2020 | November | |
| 20-21-1013 | Rebid - HEP Grant Consultant | 08/05/20<br>08/12/20 | 9/4/2020 | | No Responses |
| 20-21-1014 | Beverage Products | 08/12/20<br>08/19/20 | 9/1/2020 | September | 9/22/2020 |
| 20-21-1015 | Financial Advisor and Continuing Disclosure Services | 08/12/20<br>08/19/20 | 9/3/2020 | October | Reject<br>10/27/2020 |
| 20-21-1016 | Graduation Caps and Gowns | 08/19/20<br>08/26/20 | 9/3/2020 | October | 10/27/2020 |

**SOUTH TEXAS COLLEGE**
**SUMMARY OF SOLICITATIONS**
**FY 2020 - 2021**

| BID NUMBER | ITEM | ADVERTISING DATE | OPENING DATE | PROJECTED BOARD MONTH | AWARD DATE |
|---|---|---|---|---|---|
| 20-21-1017 | Rebid - Nursing and Allied Health Original Bldg A Analog to Digital Audio Visual Upgrade Phase I | 09/30/20<br>10/07/20 | 10/15/2020 | November | |
| 20-21-1018 | Pecan Campus Bldg G Physical Science Classroom Conversion | | | | Pending |
| 20-21-1019 | Medium Duty Truck | 11/04/20<br>11/11/20 | 11/19/2020 | December | |
| 20-21-1020 | Statement of Qualifications for Structural Engineering Services - Nursing and Allied Health Campus East Building A Exterior Stairs Repair and Replacement | 11/09/20<br>11/16/20 | 11/25/2020 | January | |
| 20-21-1021 | Statement of Qualifications for Mechanical, Electrical, and Plumbing Engineering Services - Regional Center for Public Safety Excellence Additional Chiller Installation | 11/09/20<br>11/16/20 | 11/25/2020 | January | |
| 20-21-1022 | Rebid - HEP Grant Consultant | 11/04/20<br>11/11/20 | 12/4/2020 | January | |
| 20-21-1023 | Signs, Banners, and Related Products | 11/04/20<br>11/11/20 | 11/19/2020 | December | |
| 20-21-1024 | District Wide Deferred Maintenance of District Wide Roofs (Contractor) | | | | Pending |

Updated 11/16/20

# 14

## Summary of Purchase Orders

SOUTH TEXAS COLLEGE
SUMMARY OF PURCHASE ORDERS NOT REQUIRING BOARD APPROVAL
AT $10,000 AND BELOW $50,000
OCTOBER 1, 2020 THROUGH OCTOBER 31, 2020

| # | PO# | Type | Vendor | PO Date | Description | PO Total | City/State | Financial Manager/Department |
|---|---|---|---|---|---|---|---|---|
| 1 | P0121237 | SS | EBSCO Information Services | 10/6/20 | eBook Subscription - 2020 Nursing Package - Renewal | $10,042.00 | Dallas, TX | Lisa Walters - Library Acquisition |
| Renew database subscription for online books that support the undergraduate Nursing Programs that are accessed by students, faculty and staff. Period: 10/01/2020 - 09/30/2021 --This vendor has been used in the past for this type of procurement. | | | | | | | | |
| 2 | P0121289 | COOP | VWR International LLC | 10/8/20 | Biology Program Instructional Models | $12,449.96 | Radnor, PA | Maria Cervantes - Biology Program |
| The nine (9) models will be used for student instruction in the Biology Program labs for visual learning and to assist with various lab activities related to plants and animals. --This vendor has been used in the past for this type of procurement. | | | | | | | | |
| 3 | P0121313 | IL | Texas A&M University Corpus Christi | 10/9/20 | Annual Maintenance for Xtender Application Reports Mgmt | $12,505.00 | Corpus Christi, TX | Alicia Gomez - Applications Development |
| Renew the Banner Application Xtender Reports Management software which is used to handle scanned documents in Banner. Period: 9/1/2020 - 8/31/2021 --This vendor has been used in the past for this type of procurement. | | | | | | | | |
| 4 | P0121447 | TIPS | Technical Laboratory Systems Inc | 10/14/20 | Amatrol E-Learning Library Subscription | $12,750.00 | Houston, TX | Carlos Margo - Office of Ind Trng & Eco Dev (ITED) |
| The subscription will be used for student instruction by the Institute for Advanced Manufacturing to provide information in the areas of safety, quality, production, maintenance automation, and integration for different technologies and disciplines. --This vendor has been used in the past for this type of procurement. | | | | | | | | |
| 5 | P0121736 | SS | Medicat LLC | 10/27/20 | Patient Health Management Hosted Services - Renewal | $13,081.00 | Atlanta, GA | Santa Pena - Counseling & Student Access Srvs |
| Renew the student portal hosted services which allows students to schedule appointments to visit the Counseling Center and upload medical information and student records. Period: 11/9/20 - 11/8/21 --This vendor has been used in the past for this type of procurement. | | | | | | | | |
| 6 | P0121663 | SS | Cengage Learning Inc | 10/22/20 | Literature Database Subscription - Renewal | $13,230.00 | Boston, MA | Lisa Walters - Library Acquisition |
| The subscription renewal is needed to support the following undergraduate programs: Communications, Humanities, and English which is accessed at all sites. Period coverage: 11/28/20 to 11/27/21 --This vendor has been used in the past for this type of procurement. | | | | | | | | |
| 7 | P0121197 | COOP | Pocket Nurse | 10/5/20 | Mobile Headwall Teaching System | $13,256.57 | Monaca, PA | Ruben Torres - Clinical Simulation |
| Due to COVID-19, the three (3) portable headwalls are necessary to maintain social distancing as students complete their skills exams at the simulation hospital and in instructional labs at the Nursing and Allied Health Building. --This vendor has been used in the past for this type of procurement. | | | | | | | | |
| 8 | P0121200 | RFQ | Ontiveros Floor Covering LLC | 10/6/20 | Mid Valley Campus Childcare Center Floor Replacement | $13,386.00 | Alamo, TX | Luis De La Garza - Repair and Maintenance |
| The VCT flooring in the Mid Valley Campus Portable Building L1 was replaced due to water damage as the flooring became unglued which presented a safety hazard. --This vendor has been used in the past for this type of procurement. | | | | | | | | |
| 9 | P0121401 | SS | The University of Texas at Austin | 10/13/20 | Annual Membership SENSE 2020 | $13,480.00 | Austin, TX | Serkan Celtek - Research and Analytical Services |
| The Survey of Entering Student Engagement is a service that helps community colleges discover why some students persist, succeed, and others do not. This will survey students to reflect on their academic and service experiences at the college. Period: 9/1/20 - 8/31/21 --This vendor has been used in the past for this type of procurement. | | | | | | | | |
| 10 | P0121222 | COOP | Hunter Engineering Co | 10/6/20 | ACEPRO AutoComp Elite Lathe | $13,505.07 | Bridgeton, MO | Roy Trevino - Automotive Technology Program |
| This purchase is necessary for student instruction in the Automotive Program at the Technology Campus. The car brake lathe has the ability to resurface rotors on vehicles. This is a crucial tool which is used to teach students how to operate this type of equipment safely. --This vendor has been used in the past for this type of procurement. | | | | | | | | |
| 11 | P0121397 | SS | Catch the Next Inc | 10/13/20 | Professional Development and Consultant Services - Renewal | $15,000.00 | Austin, TX | Christopher Nelson - Division of Liberal Arts |
| The services are related to the ASCENDer Project, a program that has helped tens of thousands of educationally disadvantaged students who enroll in four-year colleges and universities, earn degrees, and return to the community as leaders and mentors to future generations. Period: 06/01/20 - 05/31/21 --This vendor has been used in the past for this type of procurement. | | | | | | | | |
| 12 | P0121655 | SS | Rio Grande Valley Communications Group | 10/21/20 | Radio Communication Services | $15,312.00 | McAllen, TX | Ruben Suarez - Security & Emergency Preparedness |
| The Department of Public Safety requires this service for the Police Dept and Security Dept radios to make use of the Rio Grande Valley Communications Group's Regional Radio System in order to communicate through numerous towers in Hidalgo and Starr County. Period: 10/1/20 - 9/30/21 --This vendor has been used in the past for this type of procurement. | | | | | | | | |

SOUTH TEXAS COLLEGE
SUMMARY OF PURCHASE ORDERS NOT REQUIRING BOARD APPROVAL
AT $10,000 AND BELOW $50,000
OCTOBER 1, 2020 THROUGH OCTOBER 31, 2020

| # | PO# | Type | Vendor | PO Date | Description | PO Total | City/State | Financial Manager/Department |
|---|---|---|---|---|---|---|---|---|
| 13 | P0121620 | RFQ | Rochester Armored Car Co Inc | 10/21/20 | Armored Car Services | $15,656.00 | Omaha, NE | Myriam Lopez - Armored Car Services |
| The daily armored car service is needed by the Cashier's Offices which are located throughout the College district. Period: 9/01/20 - 8/31/21 --This vendor has been used in the past for this type of procurement. | | | | | | | | |
| 14 | P0121125 | SS | Namescape Corporation | 10/1/20 | Annual Renewal of myPassword Software - Renewal | $15,878.00 | Phoenix, AZ | Alicia Gomez - Applications Development |
| The annual renewal of the password management system which is used by faculty, staff, and students to reset their passwords, as needed. Period: 9/1/20 - 8/31/21 --This vendor has been used in the past for this type of procurement. | | | | | | | | |
| 15 | P0121838 | E&I | SKC Communication Products LLC | 10/30/20 | Panasonic Full HD Professional PTZ Cameras and Controller | $16,445.00 | Shawnee, KS | Maria Evans - Educ Tech Maintenance & Replacement |
| The purchase of the four (4) cameras and one (1) controller was necessary to upgrade the existing cameras at the Pecan Campus Boardroom. This purchase was necessary to provide a better image quality and cover a larger area of the boardroom. --This vendor has been used in the past for this type of procurement. | | | | | | | | |
| 16 | P0121165 | SS | OverDrive Inc | 10/5/20 | College Digital Library Access - Renewal | $16,500.00 | Cleveland, OH | Lisa Walters - Library Acquisition |
| Library Services is requesting to renew the subscription for online books and audiobooks that support various academic programs and serve our students, faculty, staff, and community patrons. Period: 9/1/20 - 8/31/21 --This vendor has been used in the past for this type of procurement. | | | | | | | | |
| 17 | P0121327 | QO | Lippincott Williams & Wilkins | 10/9/20 | Nursing and Allied Health Electronic Books | $19,474.64 | Hagerstown, MD | Samantha Uriegas - Carl Perkins Grant Compliance |
| The PASS Program Lending Library purchased electronic books which will be provided to qualifying students during the Fall semester. The books are as follows: Psychiatric-Mental Health Nursing (36) , Maternity Nursing (58), and Medical-Surgical Nursing (7). --This vendor has been used in the past for this type of procurement. | | | | | | | | |
| 18 | P0121384 | SS | Idemia Identity & Security USA LLC | 10/13/20 | Electronic Fingerprint Background Services | $20,000.00 | Billerica, MA | Laura Requena - Human Resources |
| Fingerprint Applicant Services of Texas (FAST) Services statewide through Texas DPS fingerprints. The purchase of electronic fingerprinting services for submission of prints to state and federal agencies. This service ensures the College is in compliance with Section 51.215 of the Texas Education Code. Vendor has an exclusive contract with Texas Department of Public Safety (TXDPS) to provide statewide electronic fingerprinting through DPS Fingerprint Applicant Services of Texas (FAST). This is an estimated annual amount that will be encumbered to cover invoices throughout the year which may not all be expensed. Period 9/1/20 - 8/31/21 --This vendor has been used in the past for this type of procurement. | | | | | | | | |
| 19 | P0121247 | SS | CADM USA Inc | 10/7/20 | CadM Space Planning Software - Renewal | $22,837.00 | Wayne, PA | Rick De La Garza - Facilities Planning & Construction |
| Renew the Qube software which is used by Facilities Planning and Construction to track facility and staff space information throughout the College district. Period: 9/1/20 - 8/31/21 --This vendor has been used in the past for this type of procurement. | | | | | | | | |
| 20 | P0121485 | DIR | Solid Border Inc | 10/16/20 | Insight Vulnerability Management Subscriptions - Renewal | $33,742.12 | San Antonio, TX | Jose Gonzalez - Information Security |
| The renewal of the three (3) subscriptions are necessary to analyze information resources, detect vulnerabilities, and determine risk. It performs functions for our Risk Management Program to verify that vulnerabilities have been mitigated. Period: 10/25/20 - 10/24/21 | | | | | | | | |
| 21 | P0121424 | SS | VidGrid Inc | 10/14/20 | Video Enterprise Plan Platform Software | $34,000.00 | Saint Paul, MN | Maria Evans - Educational Technology |
| The purchase of twelve-hundred (1,200) licenses are needed to comply with ADA requirements that applies to instructional Distance Learning videos. It provides centralized captioning services for recorded video and online video storage. Period: 9/30/20 - 9/30/21 --This vendor has not been used in the past for this type of procurement. | | | | | | | | |
| 22 | P0121822 | SS | ProQuest LLC | 10/30/20 | PRISMA Hispanic Studies Journal - Renewal | $39,000.73 | Ann Arbor, MI | Lisa Walters - Library Acquisition |
| The renewal of the subscriptions for PRISMA Hispanic Studies, Nursing and Allied Health, and eLibrary Curriculum are needed to support the undergraduate program. These subscriptions are accessed by students, faculty, and staff. Period: 11/01/20 - 10/31/21 --This vendor has been used in the past for this type of procurement. | | | | | | | | |
| 23 | P0121351 | RFQ | Jobelephant.com Inc | 10/12/20 | Recruitment Advertising Services - Renewal | $45,000.00 | San Diego, CA | Laura Requena - Human Resources |
| The Office of Human Resources is requesting to renew the contract for recruitment advertising services for advertising job vacancies. This is an estimated annual amount that will be encumbered to cover invoices throughout the year which may not all be expensed. Period: 9/1/20 - 8/31/21 --This vendor has been used in the past for this type of procurement. | | | | | | | | |

On June 28, 2016 the Board of Trustees approved revisions to Policy 5210: Purchasing. A report was requested by the Board of Trustees for the purchase orders, not requiring Board approval in the range of $10,000 and below $50,000 for their reference.

SOUTH TEXAS
COLLEGE